



US00D756205S

(12) **United States Design Patent**  
**New et al.**

(10) **Patent No.:** **US D756,205 S**  
(45) **Date of Patent:** **\*\* May 17, 2016**

- (54) **WIRE CAGE TOW BAR ASSISTING HOOK**
- (71) Applicants: **Richard New**, North Fort Myers, FL  
(US); **Irene New**, North Fort Myers, FL  
(US)
- (72) Inventors: **Richard New**, North Fort Myers, FL  
(US); **Irene New**, North Fort Myers, FL  
(US)
- (\*\*) Term: **14 Years**

D613,588	S	*	4/2010	Goodman	.....	D8/367
D614,480	S	*	4/2010	Goodman	.....	D8/372
D632,549	S	*	2/2011	Williams	.....	D8/367
D635,846	S	*	4/2011	Klein	.....	D8/372
7,992,833	B1		8/2011	Goodman et al.		
8,113,476	B2	*	2/2012	Serio	.....	A47G 1/20 248/206.5
D700,044	S	*	2/2014	Goodman	.....	D8/367
D715,627	S	*	10/2014	Pan	.....	D8/371
D729,046	S	*	5/2015	Paik	.....	D8/367
D735,564	S	*	8/2015	Goodman	.....	D8/372
D738,198	S	*	9/2015	Kidd	.....	D8/367
2005/0218682	A1		10/2005	Klotz et al.		

- (21) Appl. No.: **29/515,691**
- (22) Filed: **Jan. 26, 2015**
- (51) **LOC (10) Cl.** ..... **08-05**
- (52) **U.S. Cl.**  
USPC ..... **D8/367**
- (58) **Field of Classification Search**  
USPC ..... D8/367, 354, 349, 389, 372; 248/301,  
248/302, 303, 304, 339; 24/132 R; D6/325  
CPC ..... A47G 1/00; F16B 2/00; A63B 27/00  
See application file for complete search history.

**OTHER PUBLICATIONS**

<http://www.southernimperial.com/4-prong-display-hook-back-metal-stamping-stampings-p-2307.html> (Feb. 16, 2011).  
<http://www.southernimperial.com/metal-stamping-3-inch-grid-stampings-p-2226.html> (Feb. 16, 2011).

\* cited by examiner

*Primary Examiner* — Cynthia Underwood  
 (74) *Attorney, Agent, or Firm* — Robert C. Montgomery;  
 Montgomery Patent and Design, LP.

(56) **References Cited**

**U.S. PATENT DOCUMENTS**

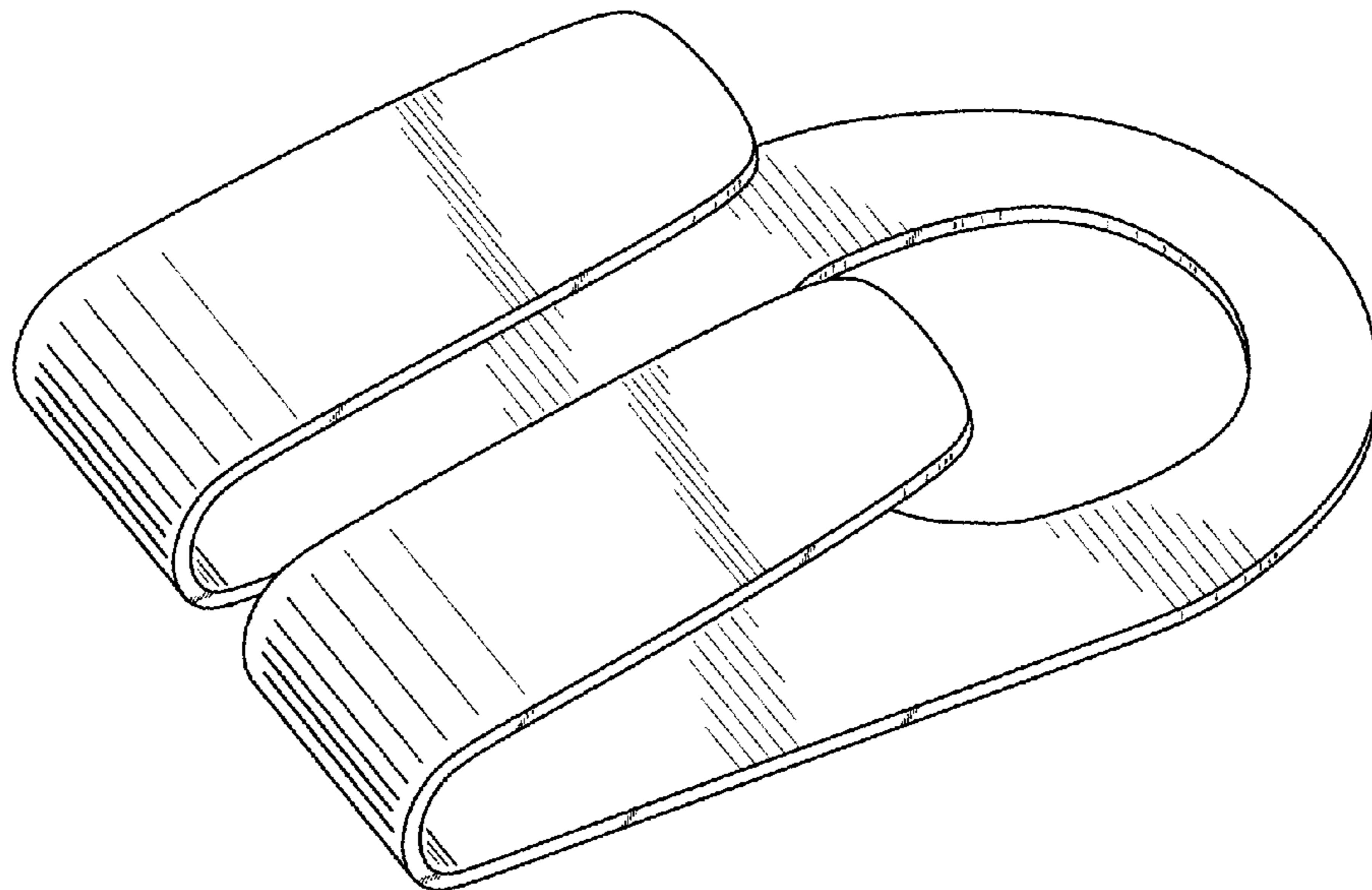
835,937	A	11/1906	Carlson		
864,416	A	8/1907	Fonville		
3,259,418	A	7/1966	Munday et al.		
3,727,966	A	4/1973	Stockwell		
4,714,288	A	12/1987	Tietze		
D323,285	S	*	1/1992	Thomson	..... 439/528
D327,213	S	*	6/1992	Murphy	..... D8/367
5,564,766	A	10/1996	Lowery		
D468,624	S	*	1/2003	Goodman	..... D8/367
D516,413	S	3/2006	Anderson et al.		
D557,120	S	12/2007	Snell		
D576,021	S	*	9/2008	Goodman	..... D8/371
D608,357	S	*	1/2010	Peyridieu	..... D14/253
D613,151	S	*	4/2010	Goodman	..... D8/367

(57) **CLAIM**  
 The ornamental design for a wire cage tow bar assisting hook, as shown and described.

**DESCRIPTION**

FIG. 1 is a perspective top front view of the wire cage tow bar assisting hook, showing our new design;  
 FIG. 2 is a front side view thereof;  
 FIG. 3 is a back side view thereof;  
 FIG. 4 is a right side view with the left side view being a mirror image thereof;  
 FIG. 5 is a top side view thereof; and,  
 FIG. 6 is a bottom side view thereof.

**1 Claim, 5 Drawing Sheets**



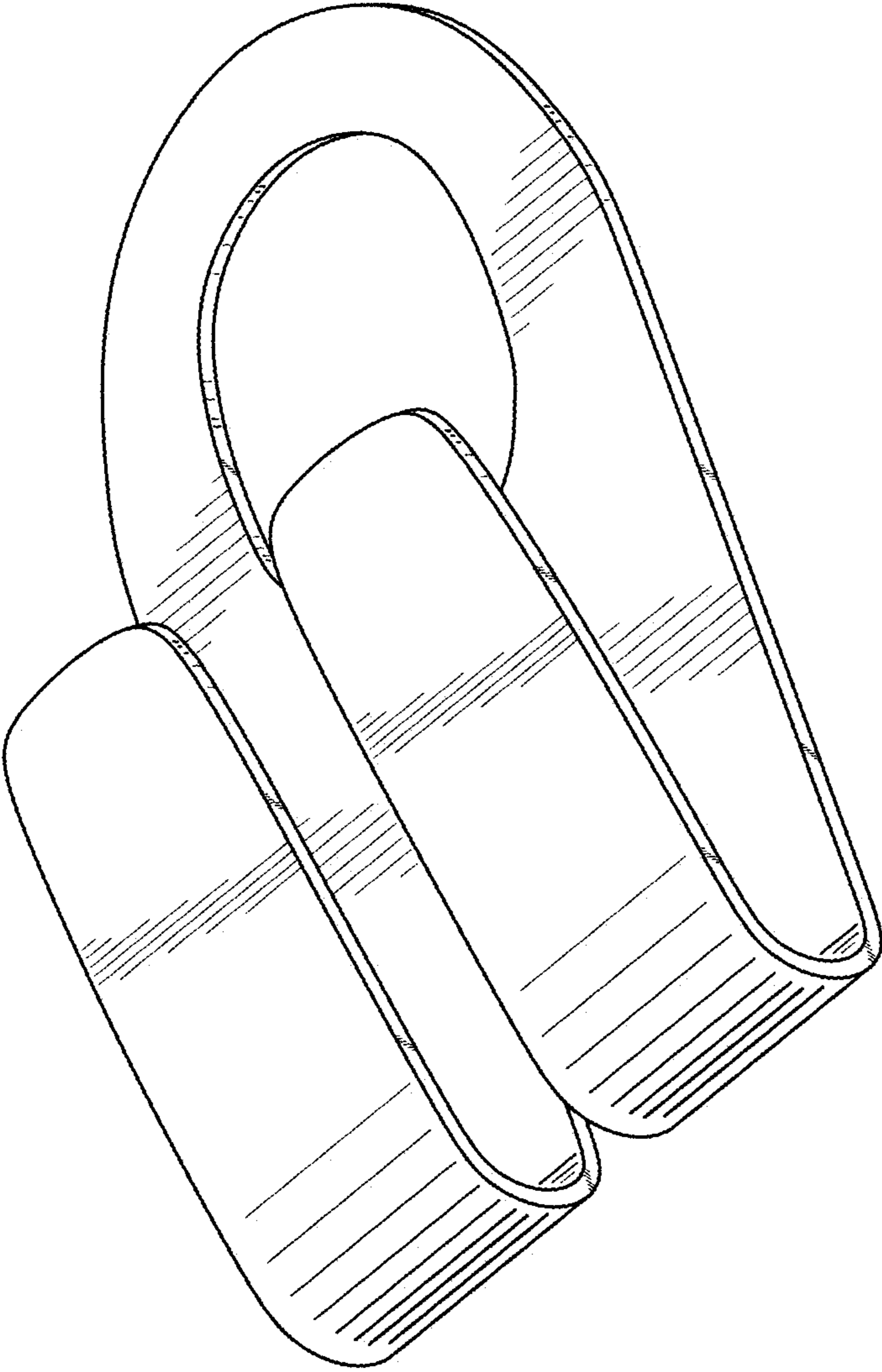


Fig. 1

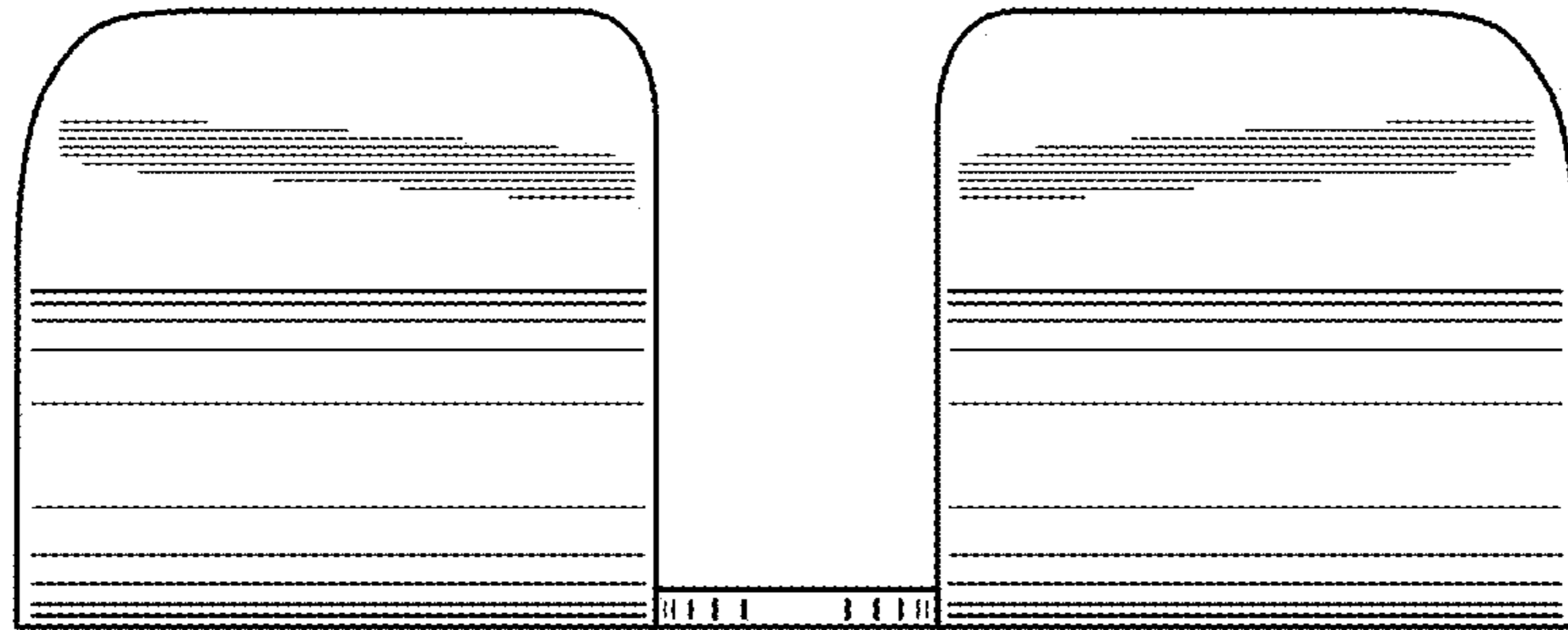


Fig. 2

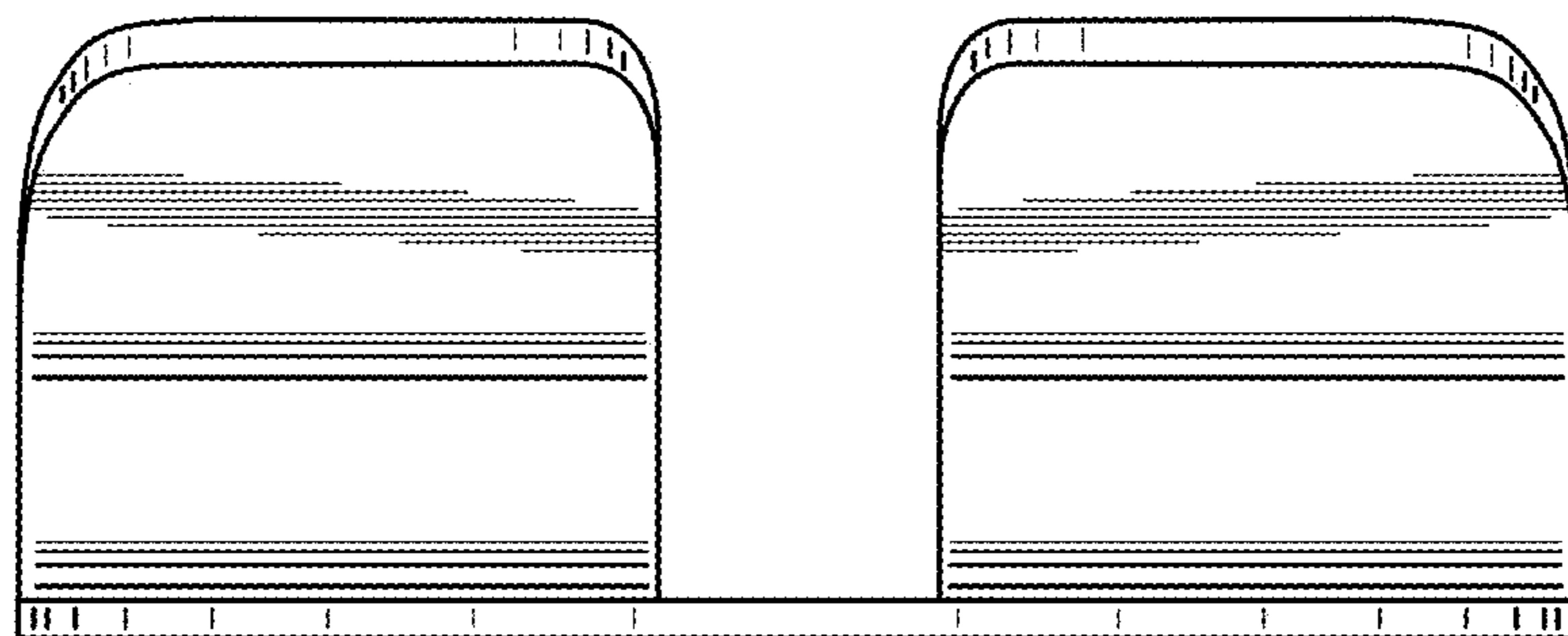


Fig. 3




Fig. 4

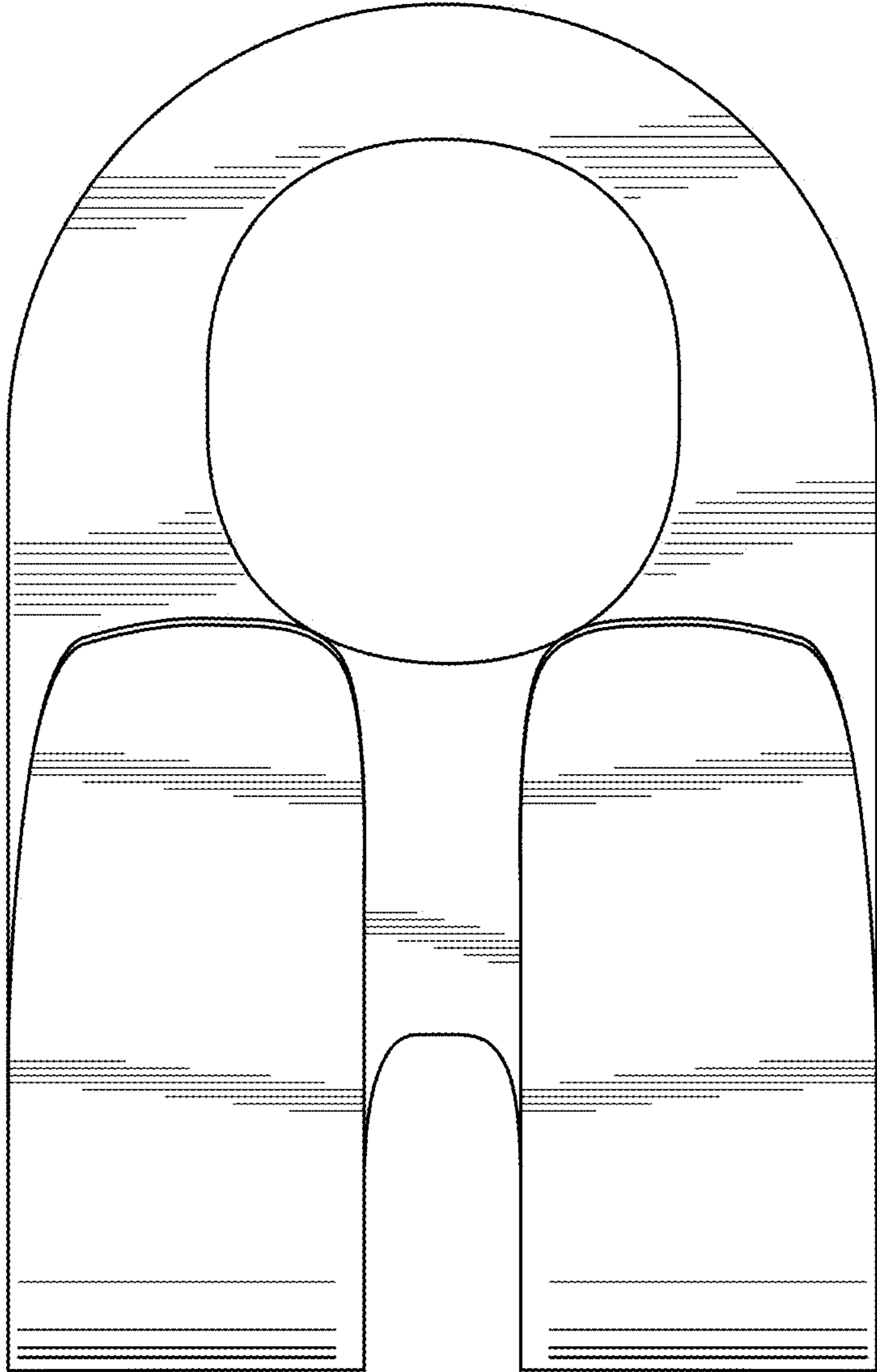


Fig. 5

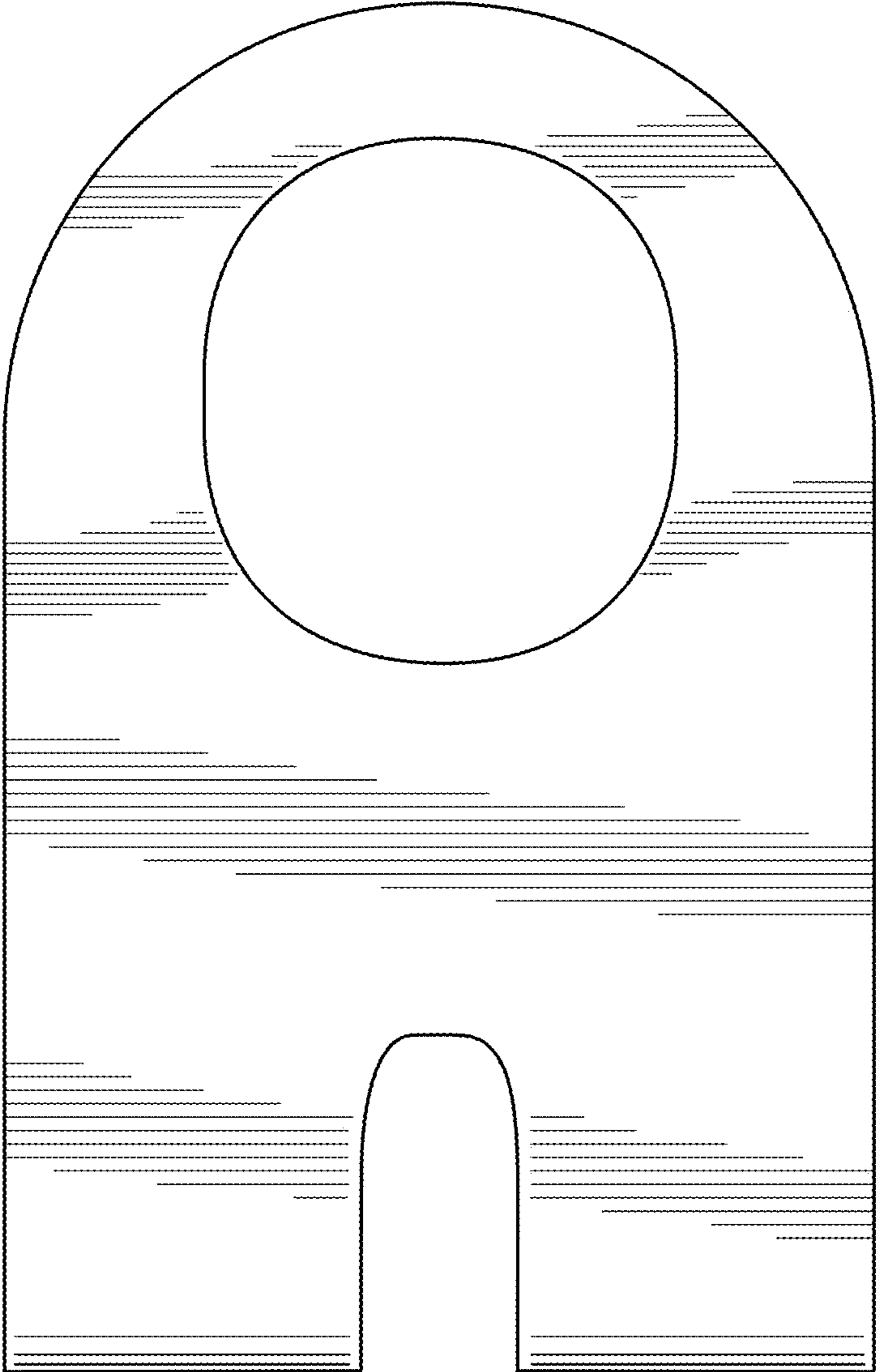


Fig. 6