



US00D756204S

(12) **United States Design Patent**
Forrest et al.

(10) **Patent No.:** **US D756,204 S**
(45) **Date of Patent:** **** May 17, 2016**

(54) **HOOK**

(71) Applicant: **LIBERTY HARDWARE MFG. CORP.**, Winston-Salem, NC (US)

(72) Inventors: **Earl David Forrest**, Asheboro, NC (US); **Bridget Marie Soldan**, Chicago, IL (US)

(73) Assignee: **LIBERTY HARDWARE MFG. CORP.**, Winston-Salem, NC (US)

(**) Term: **14 Years**

(21) Appl. No.: **29/508,330**

(22) Filed: **Nov. 5, 2014**

(51) **LOC (10) Cl.** **08-05**

(52) **U.S. Cl.**
USPC **D8/367**

(58) **Field of Classification Search**
USPC D8/367, 354, 349, 372; 248/301, 302, 248/303, 304, 339; 24/132 R; D6/323
CPC A47G 25/00; A47G 1/00
See application file for complete search history.

(56) **References Cited**

U.S. PATENT DOCUMENTS

D526,132 S * 8/2006 Solowiej D6/323
D580,186 S * 11/2008 Krumpe D6/323
D672,565 S * 12/2012 Nazario D6/323

D672,636 S * 12/2012 Krumpe D6/323
D692,244 S * 10/2013 Romero D6/323
D716,134 S * 10/2014 Pan D8/372
D720,937 S * 1/2015 Fritz D6/323

OTHER PUBLICATIONS

Liberty Hardware Hook Assembly 15355 (Redacted), pre-Nov. 5, 2013, 2 pages.

* cited by examiner

Primary Examiner — Cynthia Underwood

(74) *Attorney, Agent, or Firm* — Brooks Kushman P.C.; Lora Graentzdoerffer

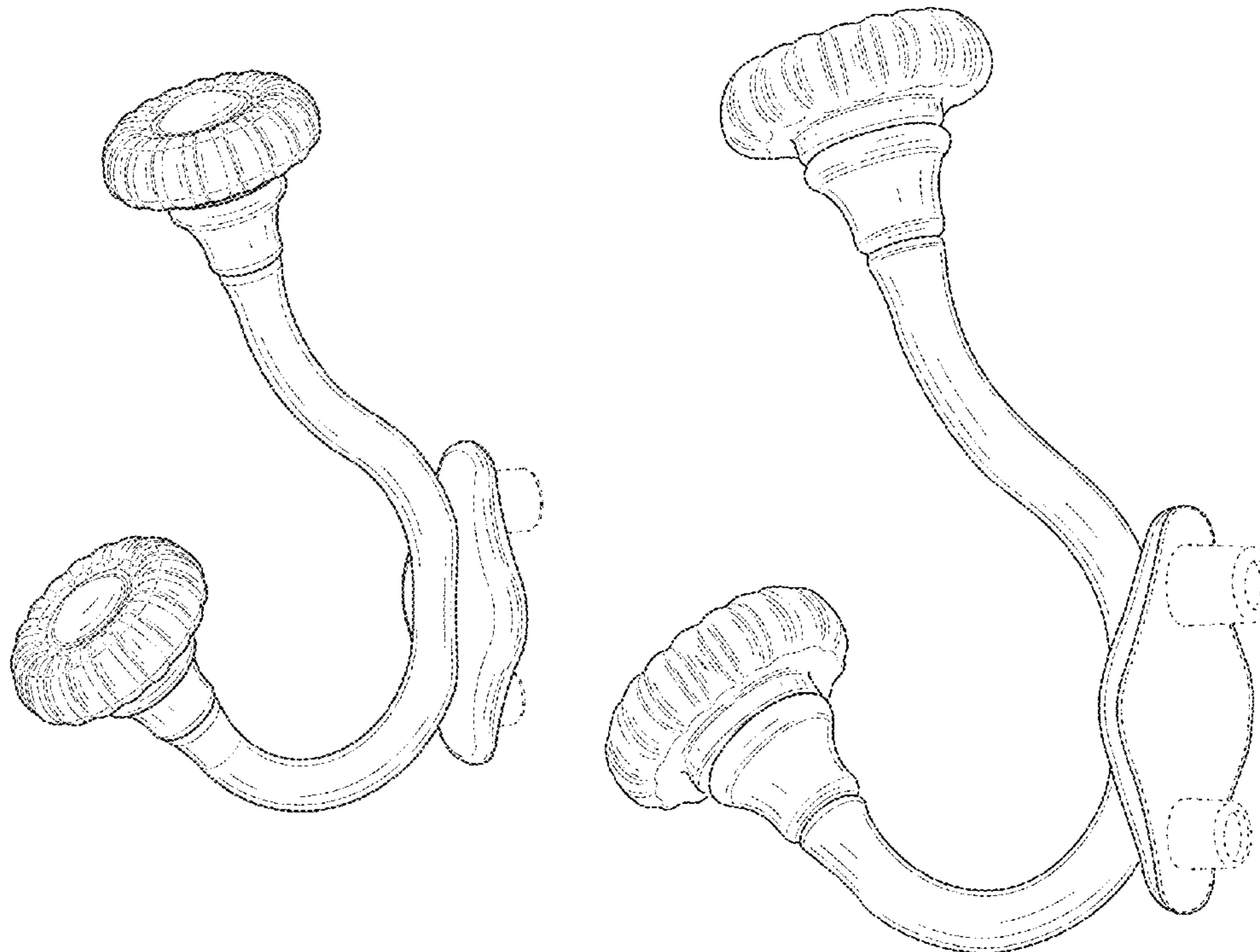
(57) **CLAIM**

The ornamental design for a hook, as shown and described.

DESCRIPTION

FIG. 1 is a front, right perspective view of a hook according to an embodiment;
FIG. 2 is a front, left perspective view of the hook of FIG. 1;
FIG. 3 is a front side elevation view of the hook of FIG. 1;
FIG. 4 is a left side elevation view of the hook of FIG. 1;
FIG. 5 is a right side elevation view of the hook of FIG. 1;
FIG. 6 is a top plan view of the hook of FIG. 1;
FIG. 7 is a rear side elevation view of the hook of FIG. 1; and,
FIG. 8 is a rear side perspective view of the hook of FIG. 1.
The broken lines depict environmental subject matter and form no part of the claim.

1 Claim, 3 Drawing Sheets



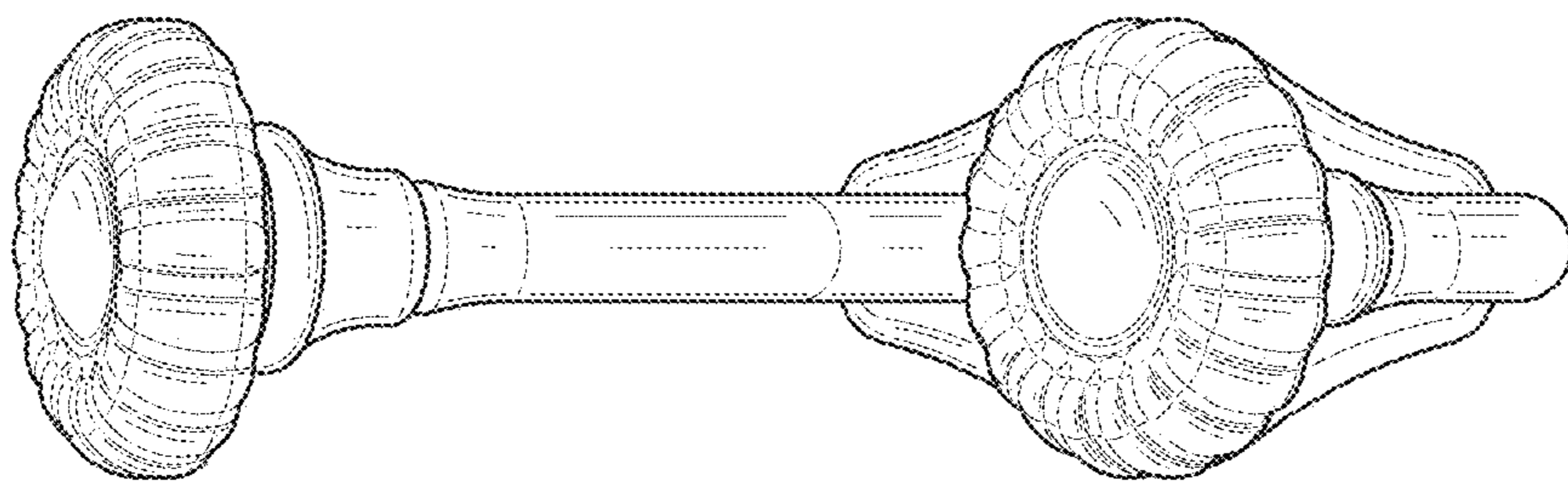


FIG. 3

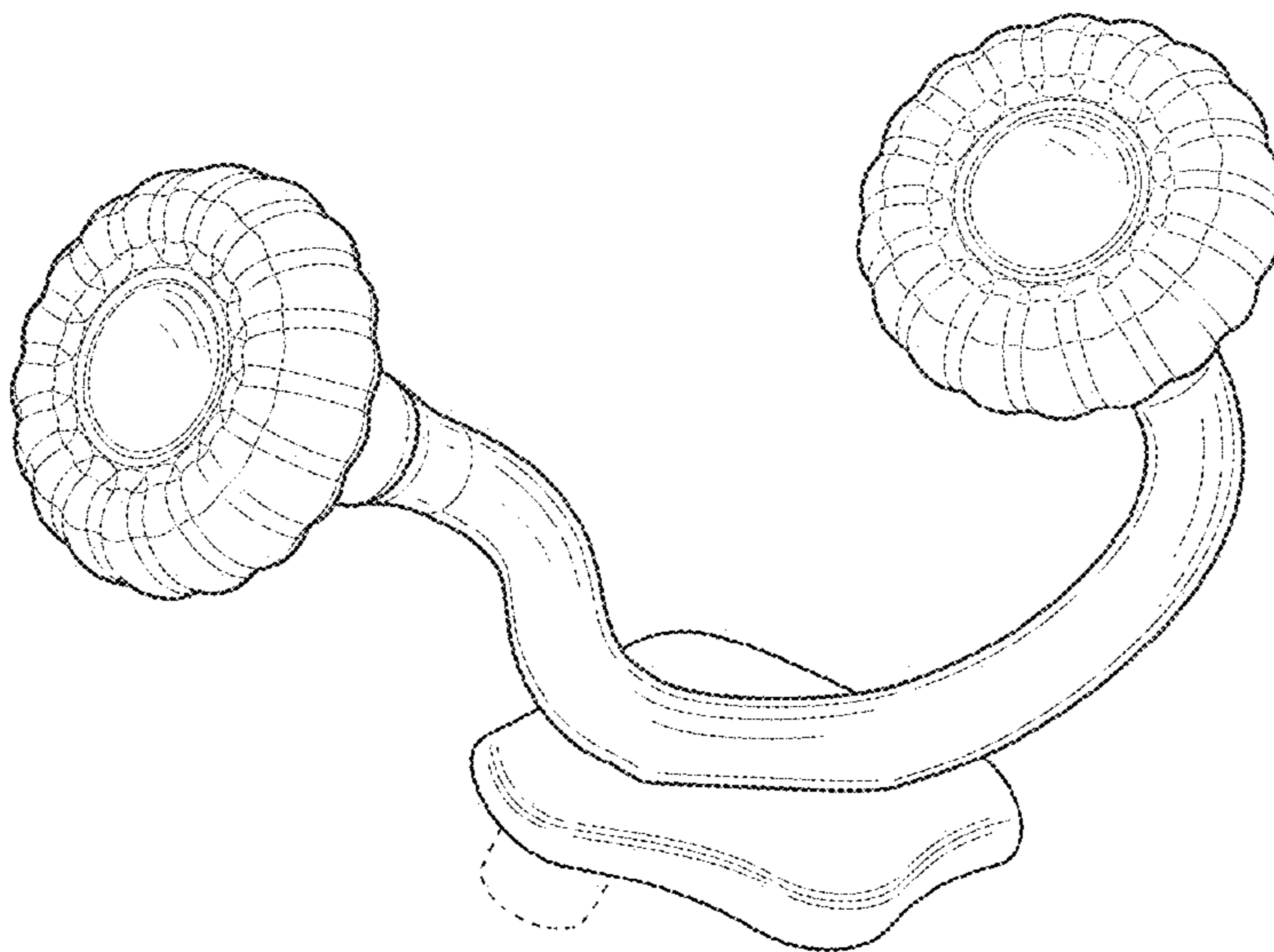


FIG. 2

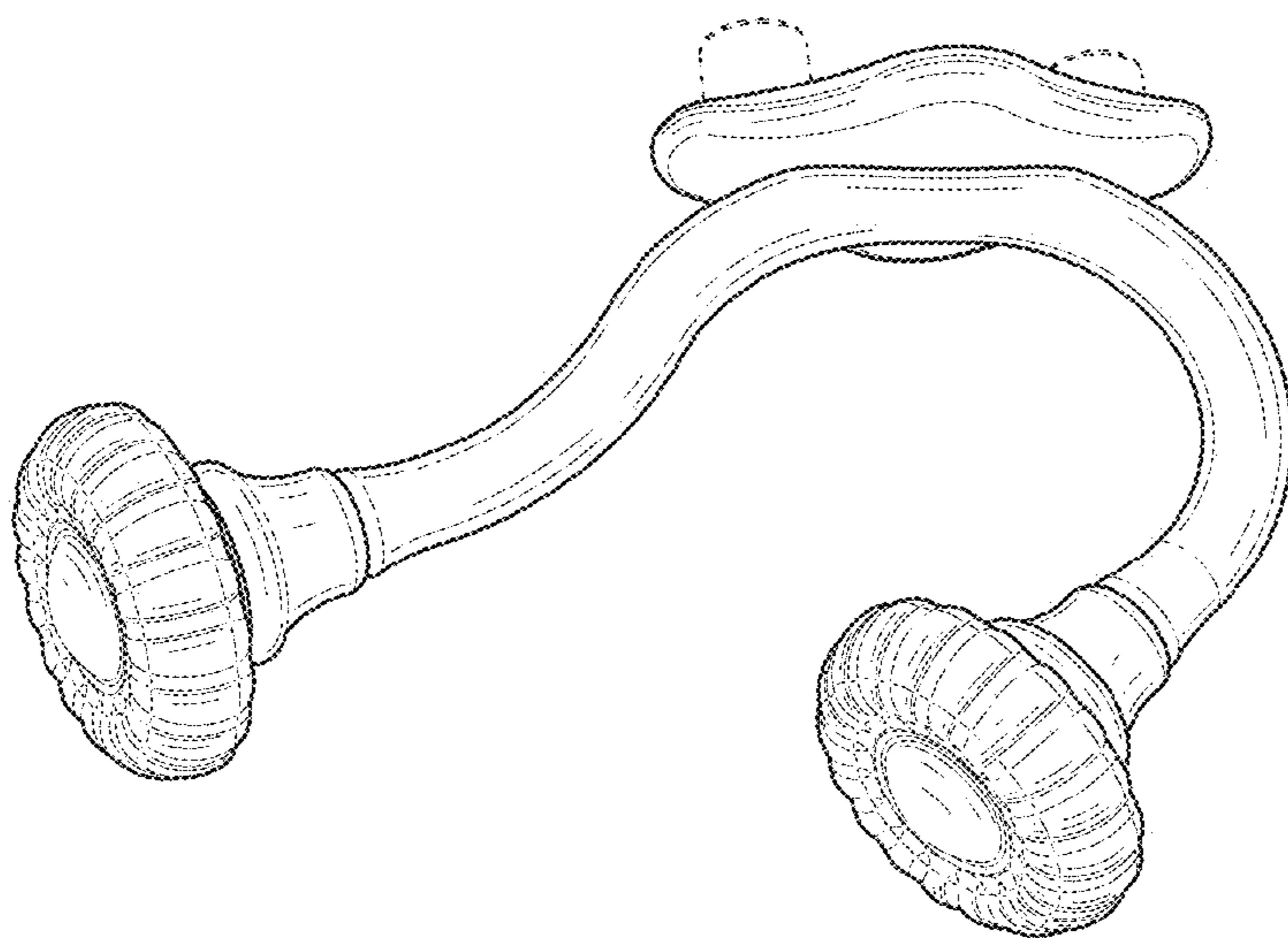


FIG. 1

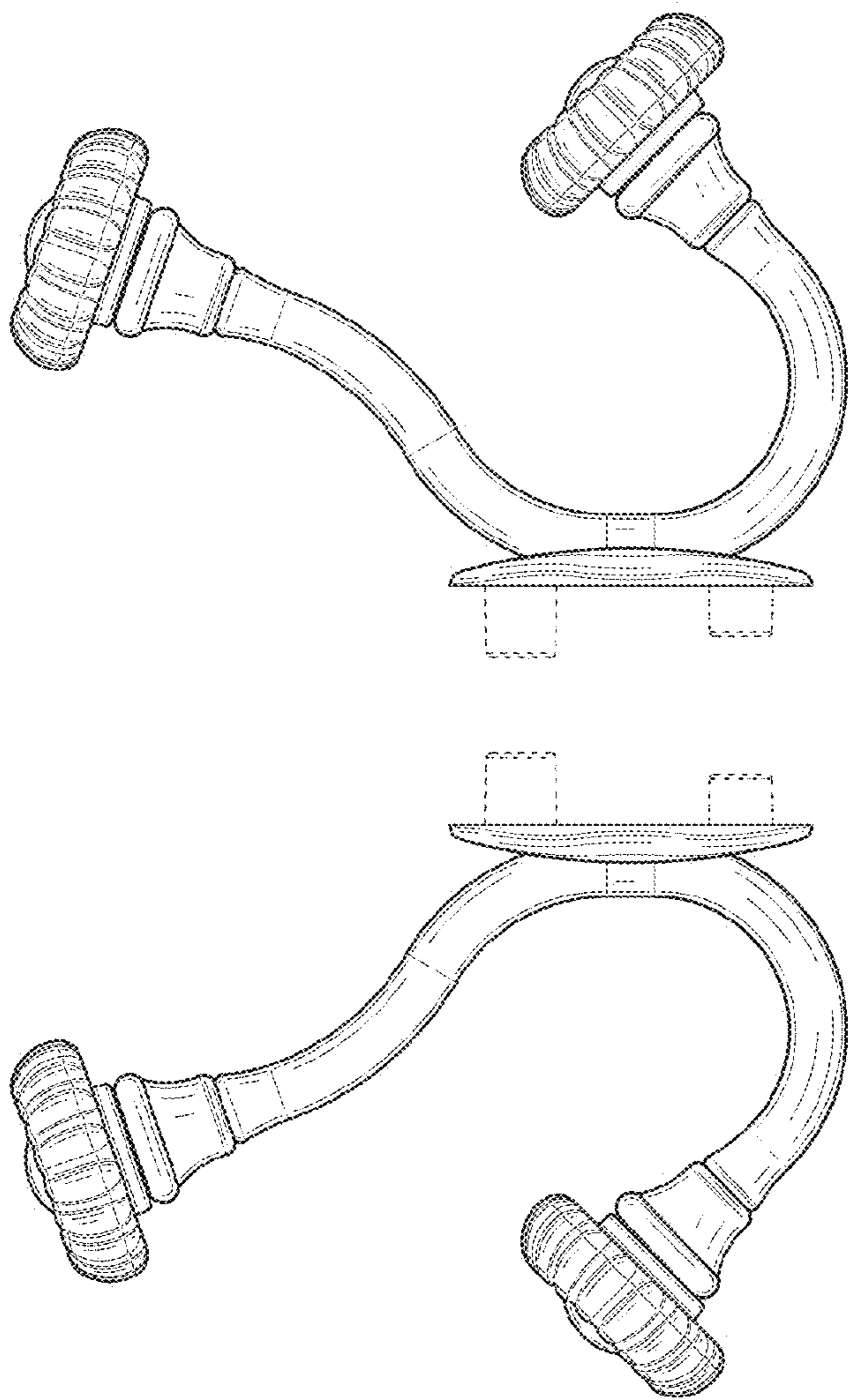


FIG. 5

FIG. 4

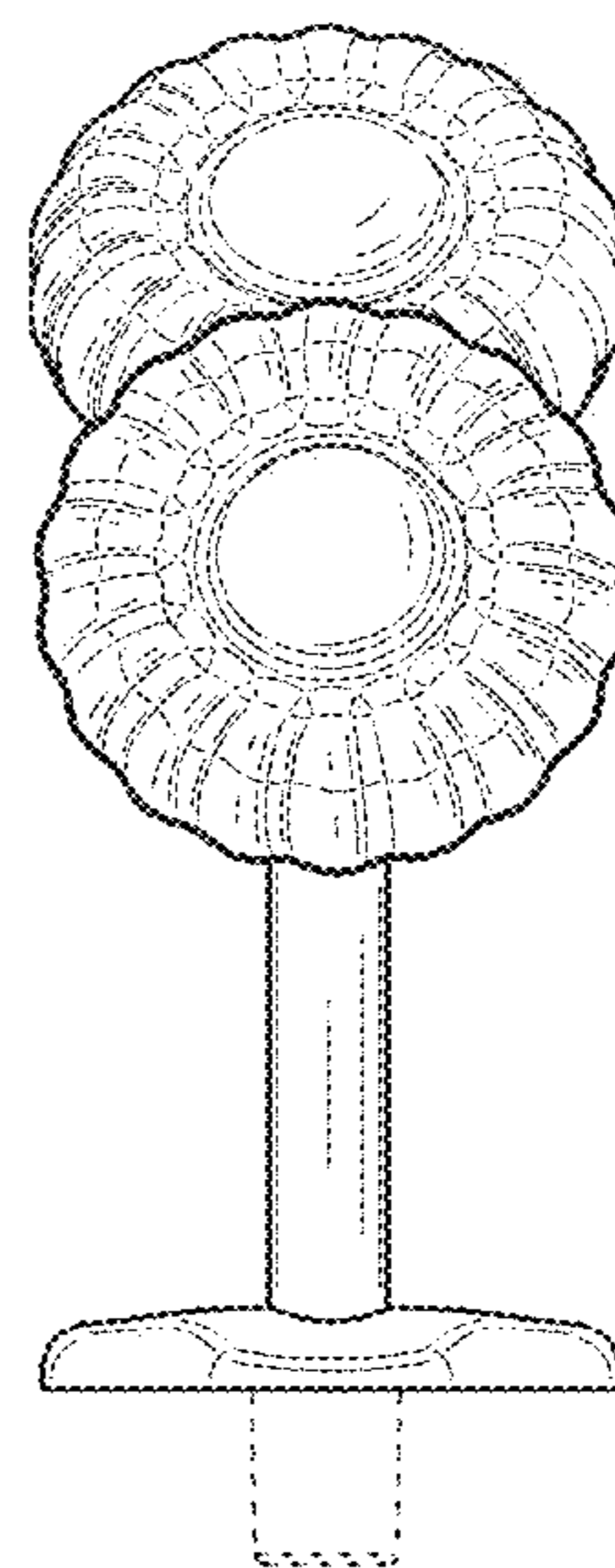


FIG. 6

