



US00D756184S

(12) **United States Design Patent**  
**Salazar et al.**

(10) **Patent No.:** **US D756,184 S**

(45) **Date of Patent:** **\*\* May 17, 2016**

(54) **BOTTLE OPENER**

(71) Applicant: **Belle-V, LLC**, Chicago, IL (US)

(72) Inventors: **Jeffrey Allen Salazar**, Palo Alto, CA (US); **Jonathan (JJ) Mendoza**, San Francisco, CA (US); **Alan Jay Cook**, Chicago, IL (US); **Kevin John Augustyniak**, Elma, NY (US); **Toby Stopper**, San Francisco, CA (US)

(73) Assignee: **Belle-V, LLC**, Chicago, IL (US)

(\*\*) Term: **14 Years**

(21) Appl. No.: **29/518,074**

(22) Filed: **Feb. 19, 2015**

(51) **LOC (10) Cl.** ..... **07-99**

(52) **U.S. Cl.**  
USPC ..... **D8/40**

(58) **Field of Classification Search**  
USPC ..... D8/16, 18, 33-43, 98, 104  
CPC ..... B67B 7/00; B67B 7/14; B67B 7/16;  
B67B 7/24; B67B 7/30; B67B 7/32; B67B  
7/34; B67B 7/36; B67B 7/38  
See application file for complete search history.

(56) **References Cited**

**U.S. PATENT DOCUMENTS**

D117,847 S \* 11/1939 Footlik ..... 131/238  
D339,967 S \* 10/1993 Tanfoglio ..... D8/40  
D345,801 S \* 4/1994 Bosch ..... D24/200

D387,645 S \* 12/1997 Kazimir ..... D8/33  
D404,268 S \* 1/1999 Kennedy ..... D8/33  
D475,261 S \* 6/2003 Lee ..... D4/101  
D517,218 S \* 3/2006 Kalen ..... D24/215  
D519,343 S \* 4/2006 Mazzei ..... D8/40  
D555,448 S \* 11/2007 Sanders ..... D8/41  
D555,998 S \* 11/2007 Mah ..... D8/41  
D591,118 S \* 4/2009 Eide ..... D8/40  
D594,301 S \* 6/2009 Mah ..... D8/36  
D624,377 S \* 9/2010 Mah ..... D8/40  
D626,591 S \* 11/2010 Ollgaard ..... D19/187  
D643,268 S \* 8/2011 Mah ..... D8/41  
D653,087 S \* 1/2012 Pogorelcnik  
Krasovec ..... D7/624.1

\* cited by examiner

*Primary Examiner* — Elizabeth Albert

(74) *Attorney, Agent, or Firm* — Michael J. Femal; Much Shelist


(57) **CLAIM**

The ornamental design for a bottle opener, as shown and described.

**DESCRIPTION**

FIG. 1 is a perspective view of a bottle opener showing our new design;  
FIG. 2 is a top plan view of FIG. 1;  
FIG. 3 is a right side elevation view of FIG. 1;  
FIG. 4 is a left side elevation view of FIG. 1;  
FIG. 5 is a bottom plan view of FIG. 1;  
FIG. 6 is a front elevation view of FIG. 1; and,  
FIG. 7 is a back elevation view of FIG. 1.

**1 Claim, 3 Drawing Sheets**



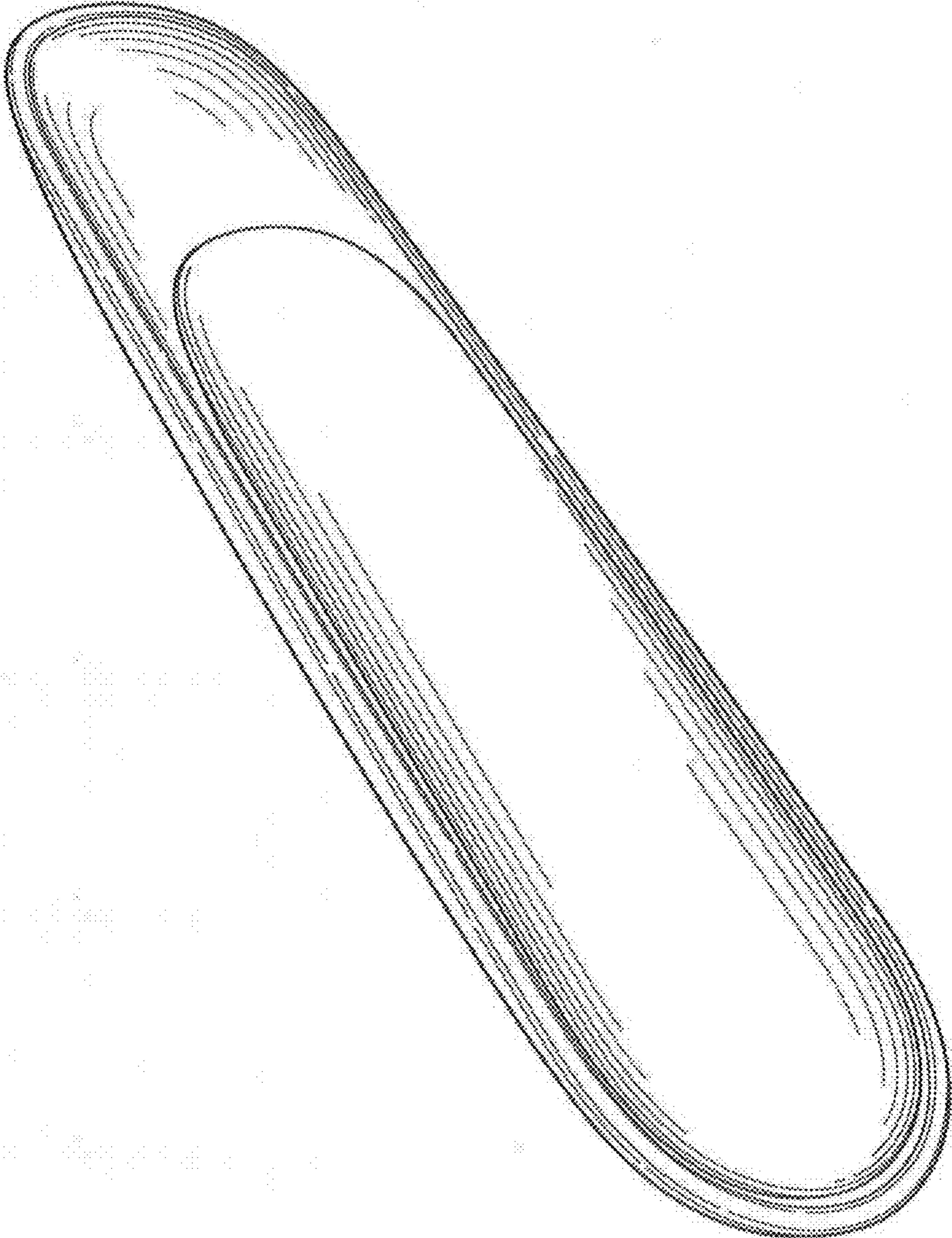


FIG. 1

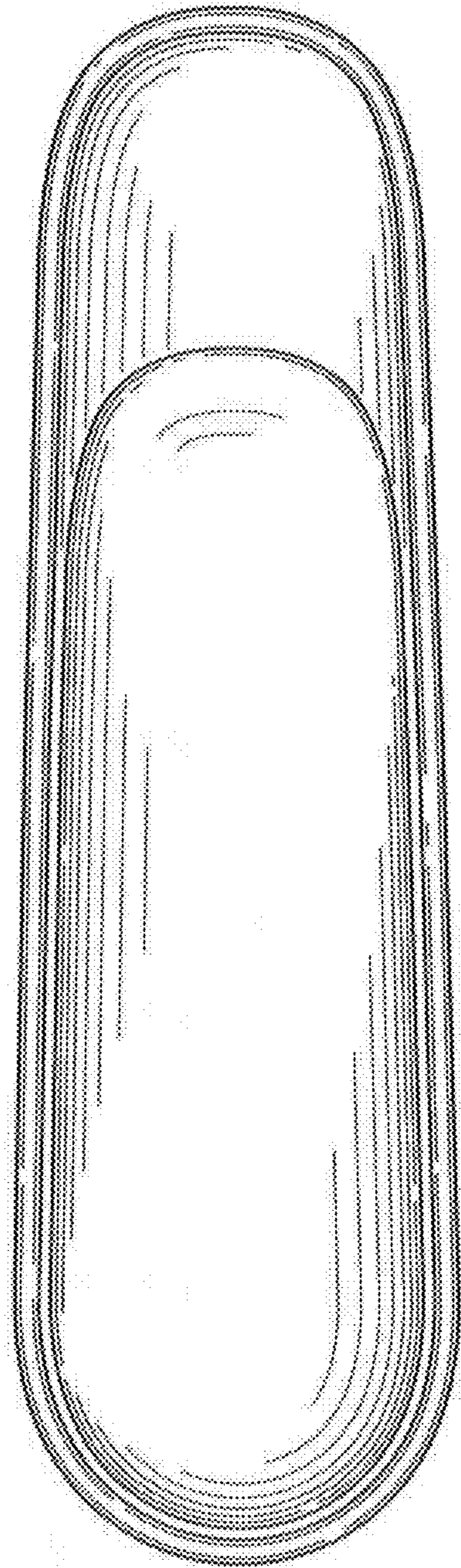


FIG. 2




FIG. 3




FIG. 4




FIG. 5



FIG. 6




FIG. 7