



US00D756179S

(12) **United States Design Patent**  
**Kim**

(10) **Patent No.:** **US D756,179 S**  
(45) **Date of Patent:** **\*\* May 17, 2016**

(54) **WRENCH**  
(71) Applicant: **Jong Muk Kim**, Busan (KR)  
(72) Inventor: **Jong Muk Kim**, Busan (KR)  
(\*\*) Term: **14 Years**  
(21) Appl. No.: **29/523,856**  
(22) Filed: **Apr. 14, 2015**  
(51) **LOC (10) Cl.** ..... **08-05**  
(52) **U.S. Cl.**  
USPC ..... **D8/22**  
(58) **Field of Classification Search**  
USPC ..... D8/21-29, 44, 81-87, 102-107, 98, 99,  
D8/55, 93, 94; 81/60-63.2, 177.1, 177.85,  
81/177.8, 489, 125.1, 121.1, 119-120,  
81/176.1, 186, 177.9, 185.1, 176.2, 165,  
81/170, 3.35, 58, 3.345, 155; 206/378;  
16/429, 441, 124.6; 7/100, 138, 168,  
7/157; D24/146  
CPC ..... B25B 13/00; B25B 13/505  
See application file for complete search history.

4,584,913 A \* 4/1986 Logan ..... B25B 13/46  
81/111  
4,773,287 A \* 9/1988 Clarke ..... B25B 13/46  
81/90.2  
6,065,376 A \* 5/2000 Khachatoorian ..... B25B 7/12  
81/341  
D571,172 S \* 6/2008 Yu ..... D8/22  
D696,565 S \* 12/2013 Huang ..... D8/22

\* cited by examiner

*Primary Examiner* — Randall Gholson

(74) *Attorney, Agent, or Firm* — East West Law Group;  
Heedong Chae

(56) **References Cited**

**U.S. PATENT DOCUMENTS**

1,900,358 A \* 3/1933 Mead ..... B25B 13/505  
81/100  
D279,447 S \* 7/1985 Gangelhoff ..... D7/649

(57) **CLAIM**

The ornamental design for a wrench, as shown and described.

**DESCRIPTION**

FIG. 1 is a perspective view of a wrench showing my new design;  
FIG. 2 is a front elevational view thereof;  
FIG. 3 is a rear elevational view thereof;  
FIG. 4 is a left side elevational view thereof;  
FIG. 5 is a right side elevational view thereof;  
FIG. 6 is a top plan view thereof; and,  
FIG. 7 is a bottom plan view thereof.

**1 Claim, 5 Drawing Sheets**

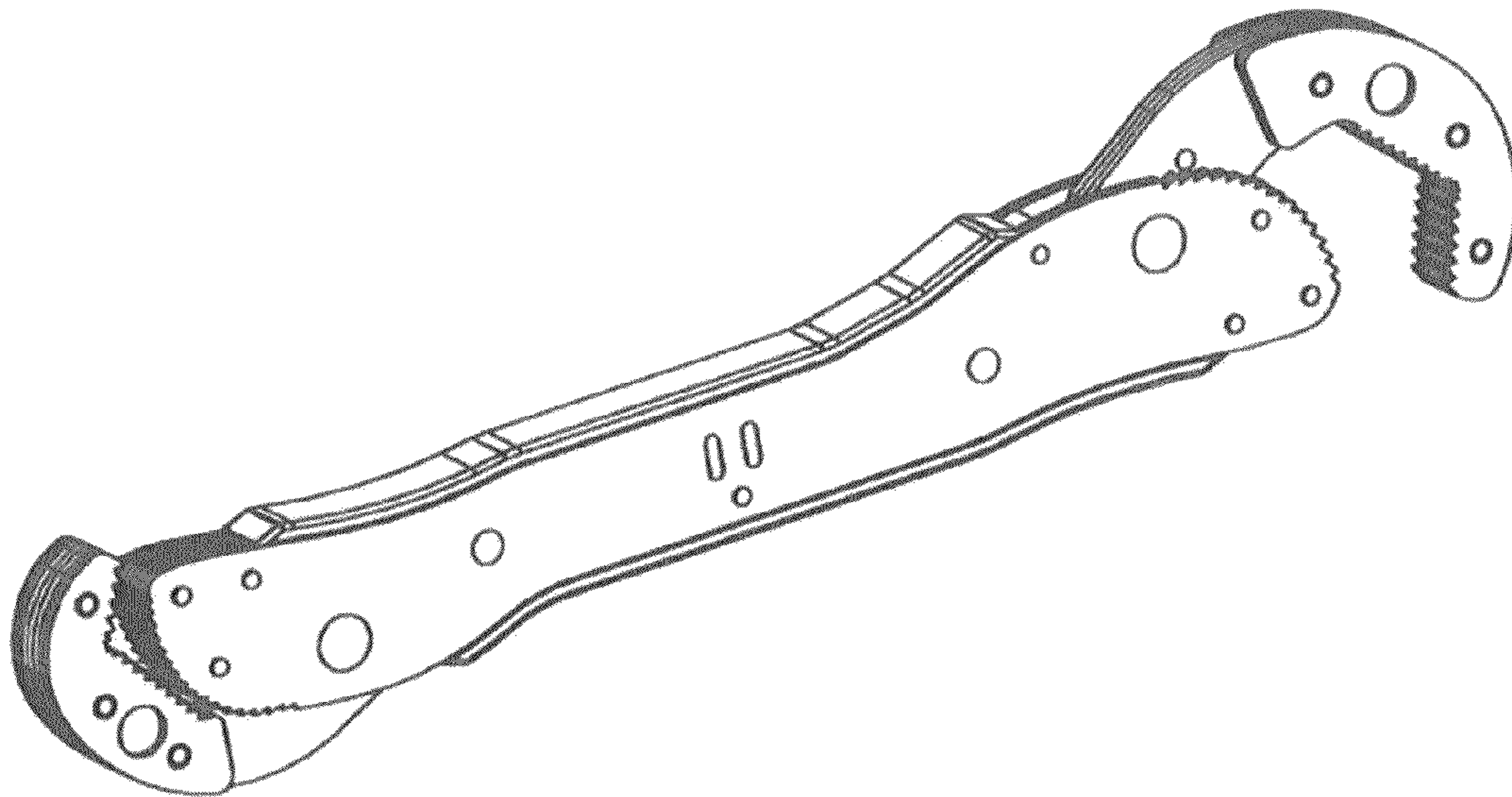


FIG. 1

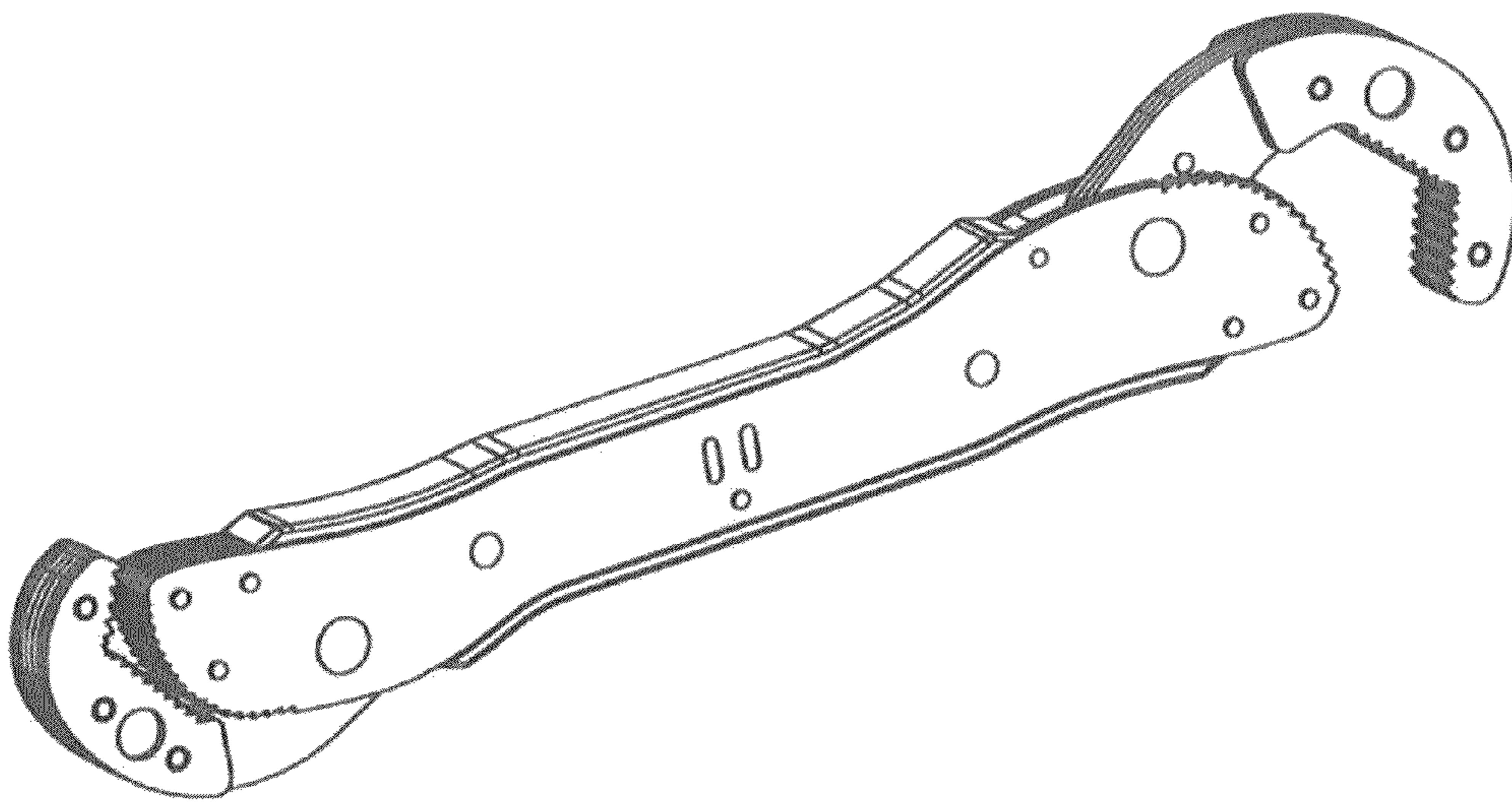


FIG. 2

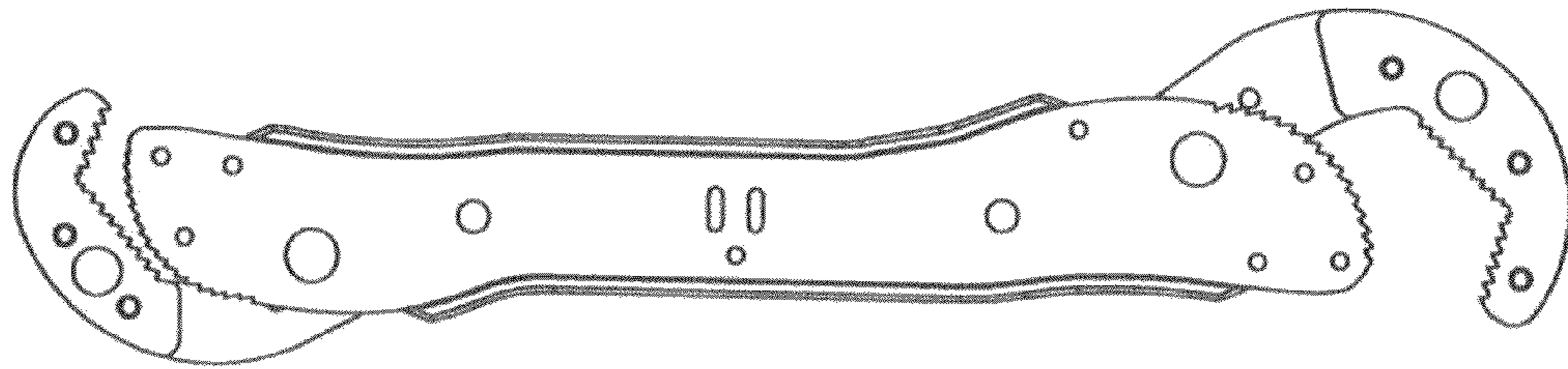


FIG. 3

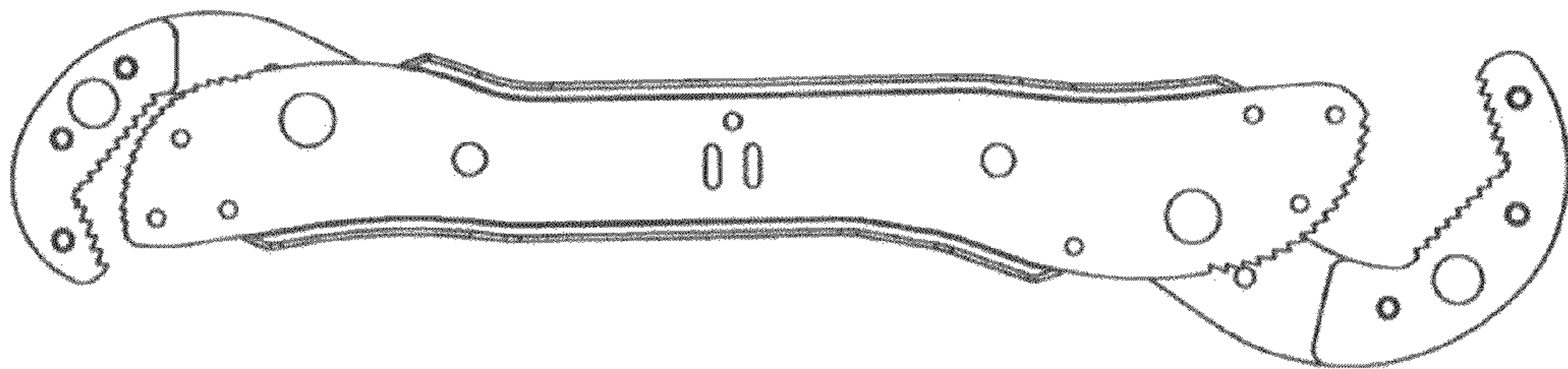


FIG. 4




FIG. 5




FIG. 6



FIG. 7

