



US00D756172S

(12) **United States Design Patent**
Mou

(10) **Patent No.:** **US D756,172 S**

(45) **Date of Patent:** **** *May 17, 2016**

(54) **STACKABLE DISPOSABLE SPOON**

(71) Applicant: **Lee Ching Mou**, Taikoo Shing (HK)

(72) Inventor: **Lee Ching Mou**, Taikoo Shing (HK)

(73) Assignee: **SAMCO Limited**, Quarry Bay (HK)

(*) Notice: This patent is subject to a terminal disclaimer.

(**) Term: **14 Years**

(21) Appl. No.: **29/475,971**

(22) Filed: **Dec. 9, 2013**

(51) **LOC (10) Cl.** **07-03**

(52) **U.S. Cl.**
USPC **D7/653**

(58) **Field of Classification Search**

USPC D7/368, 401.2, 642-645, 653-664, 669, D7/675-677, 683, 688-689, 691; D8/107, D8/300-301; D10/46.3; D22/117-118; 16/110.1, 407, 430; 30/1, 137, 30/142-150, 279.2, 322-329, 340, 30/342-345; 73/426; 206/553; 294/25-26, 294/49, 55.5, 57
CPC A01D 9/02; A01D 9/04; A01D 9/06; A47G 21/00; A47G 21/004; A47G 21/005; A47G 21/02; A47G 21/023; A47G 21/04; A47G 21/06; A47G 21/08; A47J 17/02; A47J 43/28; A47J 43/281; A47J 43/282; A61F 13/10; A61J 7/0023; B25G 1/00; B25G 1/01; B25G 1/02; B25G 3/00; B65D 71/00; B65D 75/56; B65D 75/563; B65D 75/566; B67B 7/00; B67B 7/724; B67B 7/73; G01F 19/002

See application file for complete search history.

(56) **References Cited**

U.S. PATENT DOCUMENTS

33,703	A *	11/1861	Hardie	30/147
4,317,284	A *	3/1982	Prindle	30/340
4,524,512	A *	6/1985	Formo et al.	30/147
5,904,250	A *	5/1999	De Schutter	206/553
D531,860	S *	11/2006	Lee	D7/653
D536,222	S *	2/2007	Heiberg et al.	D7/645
D537,302	S *	2/2007	Vrhovski	D7/645
D584,968	S *	1/2009	Mantilla et al.	D10/46.3
D625,153	S *	10/2010	Gallop et al.	D7/645
8,650,951	B2 *	2/2014	Kern et al.	73/426
8,726,525	B2 *	5/2014	Bagley et al.	30/279.2
2011/0296693	A1 *	12/2011	Oakes	30/142

* cited by examiner

Primary Examiner — Ricky Pham

(74) *Attorney, Agent, or Firm* — Steins & Associates, P.C.


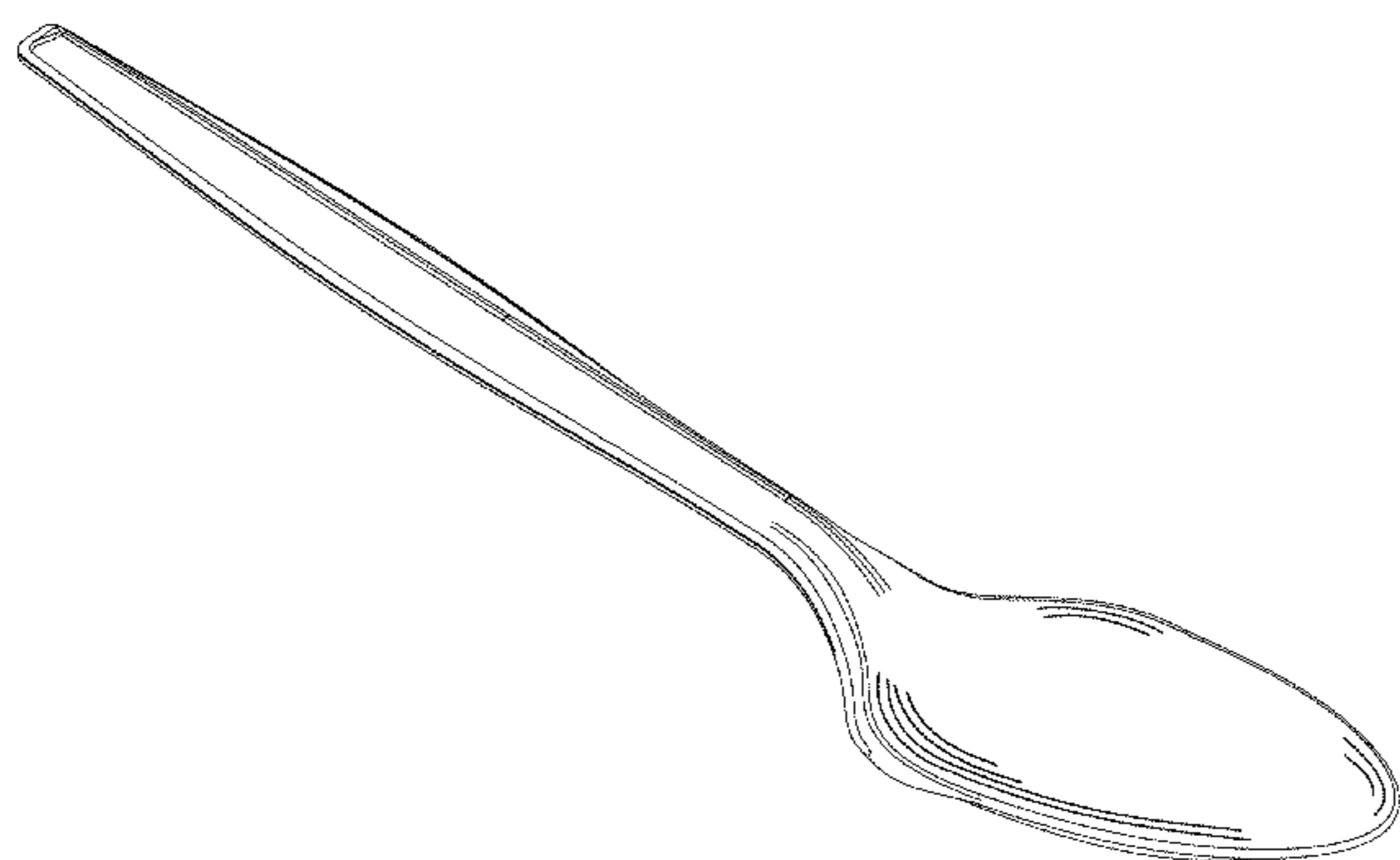
(57) **CLAIM**

The ornamental design for a stackable disposable spoon, as shown and described.

DESCRIPTION

FIG. 1 is a perspective view of the stackable disposable spoon;
FIG. 2 is a right side view of the stackable disposable spoon;
FIG. 3 is a left side view of the stackable disposable spoon;
FIG. 4 is an enlarged front view of the stackable disposable spoon;
FIG. 5 is an enlarged back view of the stackable disposable spoon;
FIG. 6 is a top plan view of the stackable disposable spoon;
FIG. 7 is a bottom plan view of the stackable disposable spoon; and,
FIG. 8 is a perspective view of a stack of the stackable disposable spoons.

1 Claim, 5 Drawing Sheets



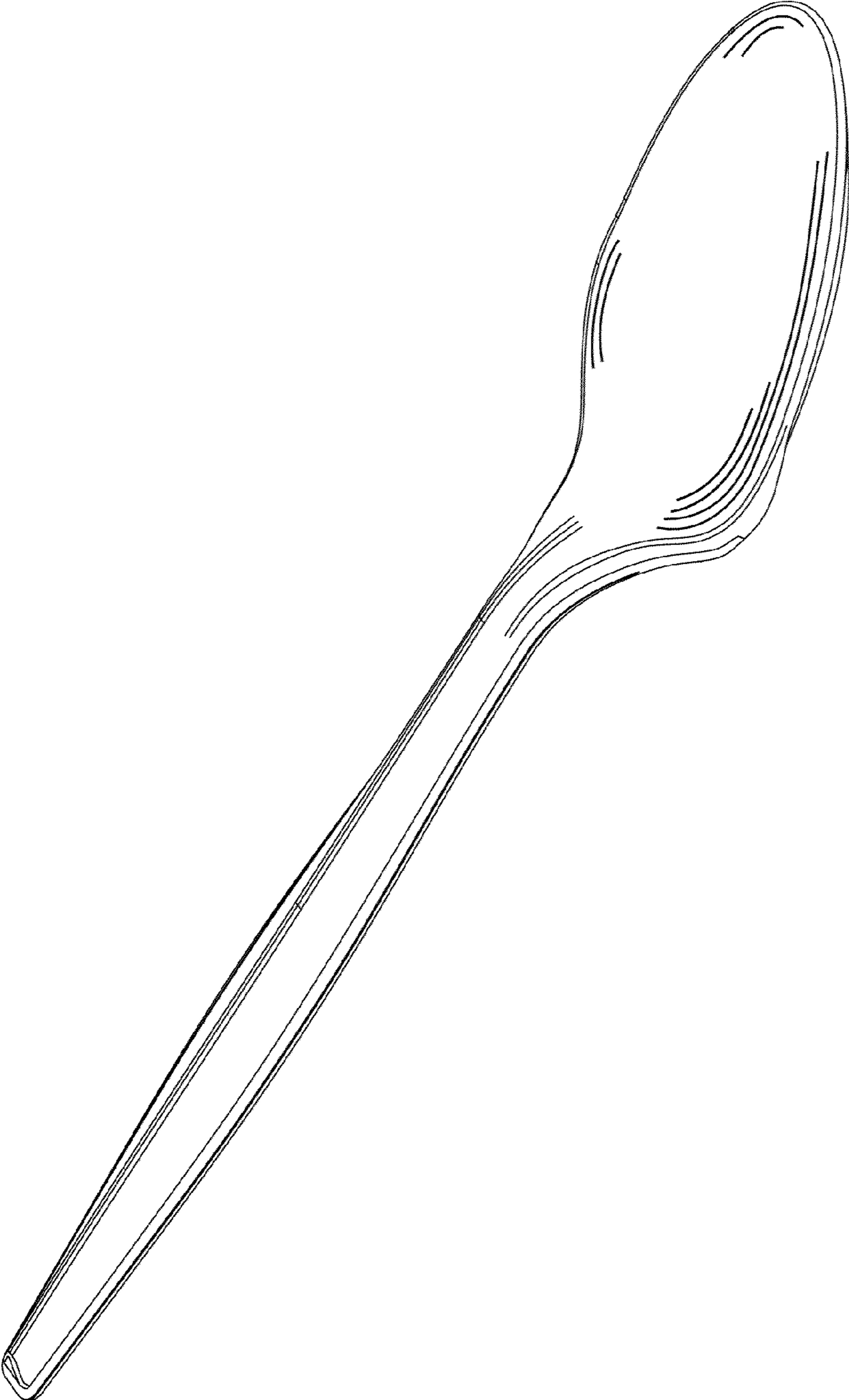


Fig. 1

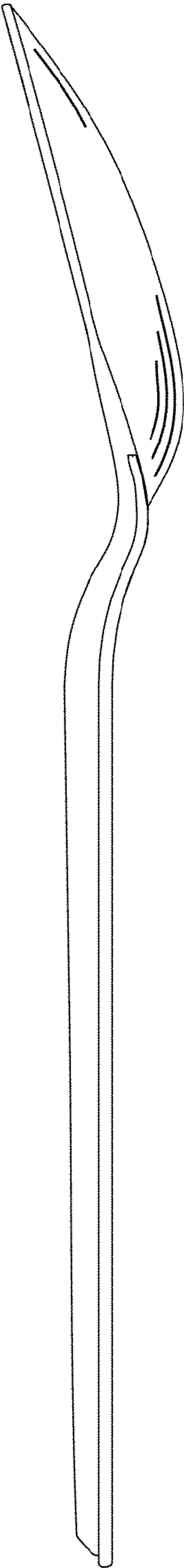


Fig. 2

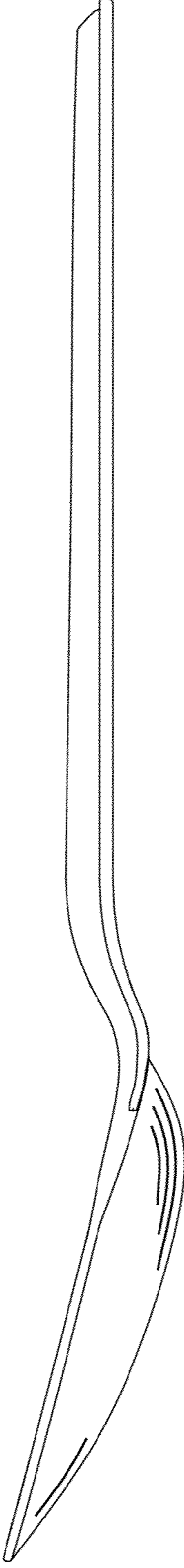


Fig. 3

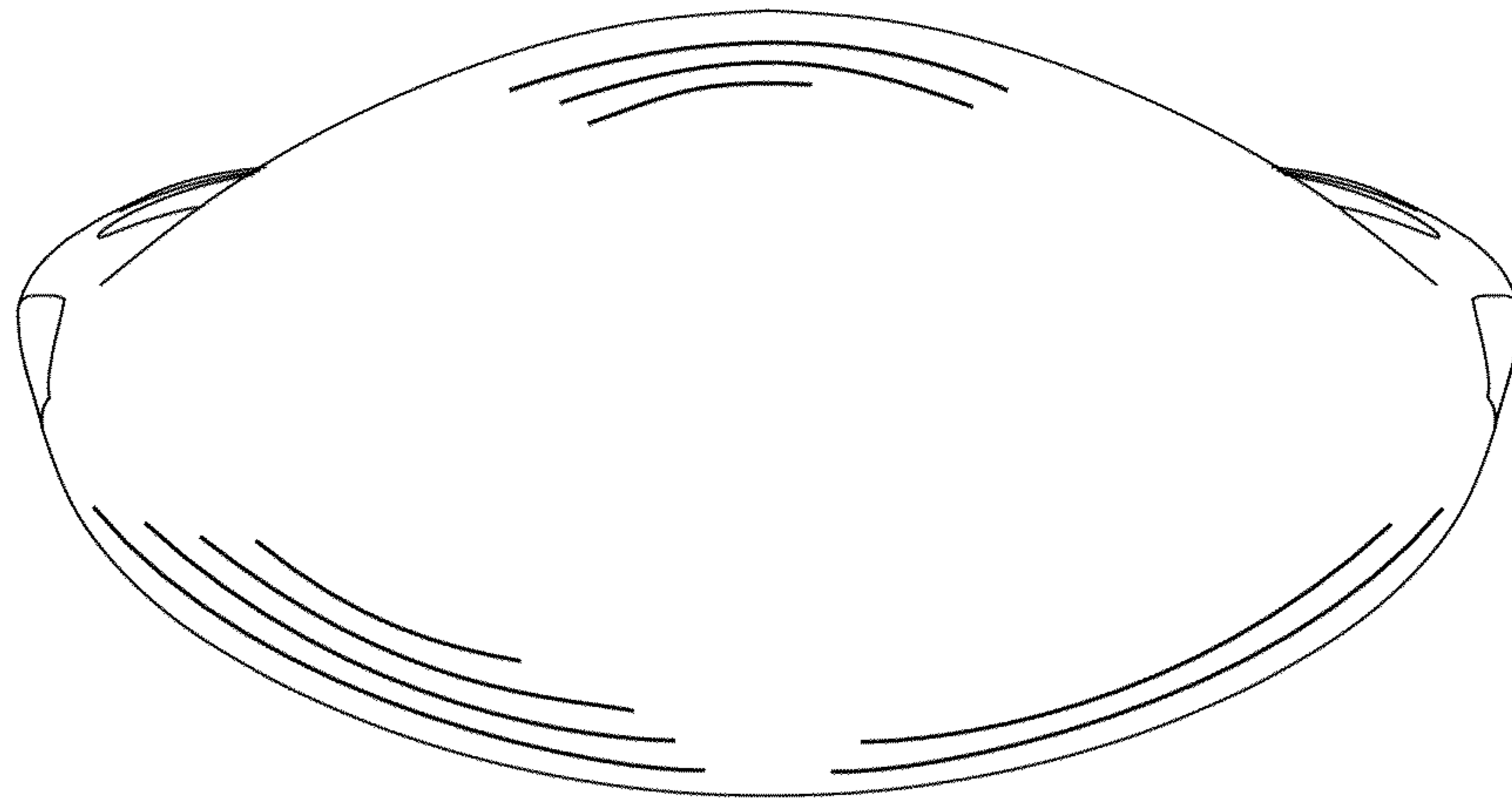


Fig. 4

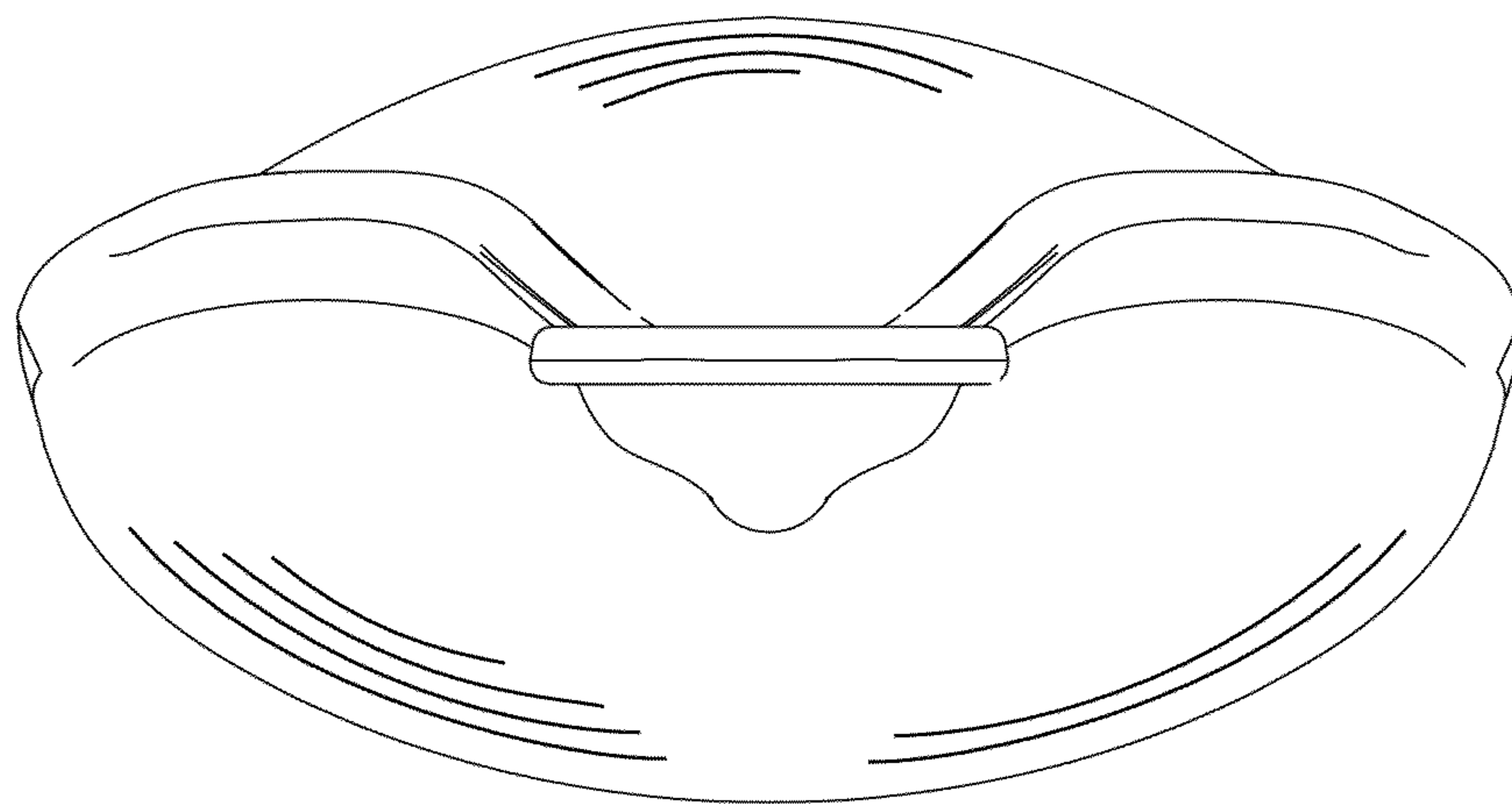


Fig. 5

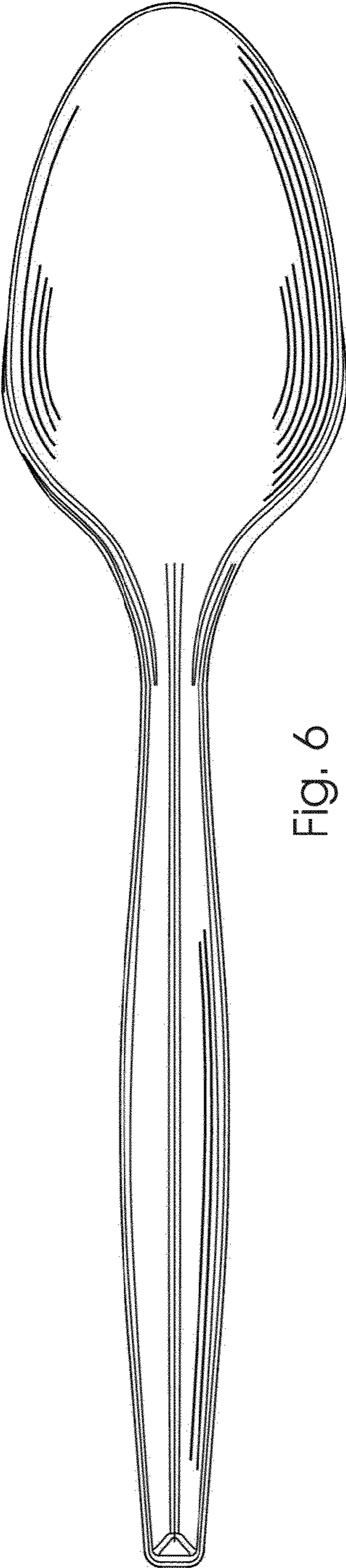


Fig. 6

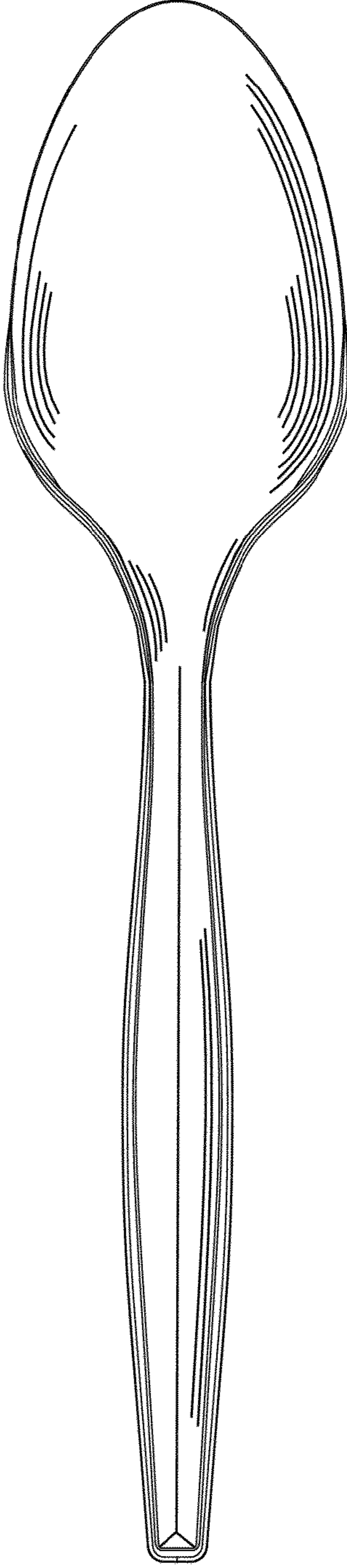


Fig. 7




Fig. 8