



US00D756146S

(12) **United States Design Patent**
Green et al.

(10) **Patent No.:** **US D756,146 S**
(45) **Date of Patent:** **** May 17, 2016**

(54) **CUBE DISPENSER FOR FOLDED TOWELS**

(71) Applicant: **Kimberly-Clark Worldwide, Inc.**,
Neenah, WI (US)

(72) Inventors: **Jonathan Green**, Surrey (GB); **Elise Gouveia**, Crawley (GB); **Joseph E. Oberdorf**, Amsterdam (NL); **Tessa Souhoka**, Rijswijk (NL)

(73) Assignee: **Kimberly-Clark Worldwide, Inc.**,
Neenah, WI (US)

(**) Term: **14 Years**

(21) Appl. No.: **29/493,068**

(22) Filed: **Jun. 5, 2014**

(51) **LOC (10) Cl.** **03-01**

(52) **U.S. Cl.**
USPC **D6/518**

(58) **Field of Classification Search**

USPC D6/518-524, 546-550; D9/734;
D11/143, 155, 169; D3/304-314
CPC B65D 83/0805; B65D 85/672; B65D
83/0894; B65D 85/04; B65D 85/671; B65D
5/5057; B65D 5/5035; B65D 75/5838; B65D
2209/00; B65D 2519/00273; B65D
2519/00323; B65D 2519/00333; B65D
2519/00497; B65D 2519/00815

See application file for complete search history.

(56) **References Cited**

U.S. PATENT DOCUMENTS

1,587,463 A 6/1926 Arms
1,863,240 A 6/1932 Daniels
2,211,284 A 8/1940 Harrison
3,161,336 A 12/1964 Loescher
D372,615 S 8/1996 Owens
D374,143 S 10/1996 Owens

5,622,281 A 4/1997 Annand
D415,424 S 10/1999 Hill
D417,351 S 12/1999 Scavuzzo
D437,518 S 2/2001 Andersson
D441,578 S 5/2001 Andersson
D457,366 S 5/2002 Turbett et al.
D504,041 S 4/2005 Dudley et al.
D578,021 S 10/2008 Reinsel et al.
D601,201 S * 9/2009 Nelson D19/90
D611,744 S * 3/2010 Mayer D6/518
D651,434 S * 1/2012 Conway D6/515
D658,414 S * 5/2012 Renzelman D6/523
D710,940 S * 8/2014 Kuehn D19/86
2003/0110557 A1 6/2003 Turbett et al.
2004/0182874 A1 9/2004 Kringel et al.
2008/0142536 A1 6/2008 Cohen et al.
2009/0236358 A1 9/2009 Rippl et al.

FOREIGN PATENT DOCUMENTS

WO DM/050432 3/2000
WO DM/052820 10/2000

* cited by examiner

Primary Examiner — Daniel Bui
Assistant Examiner — Khawaja Anwar

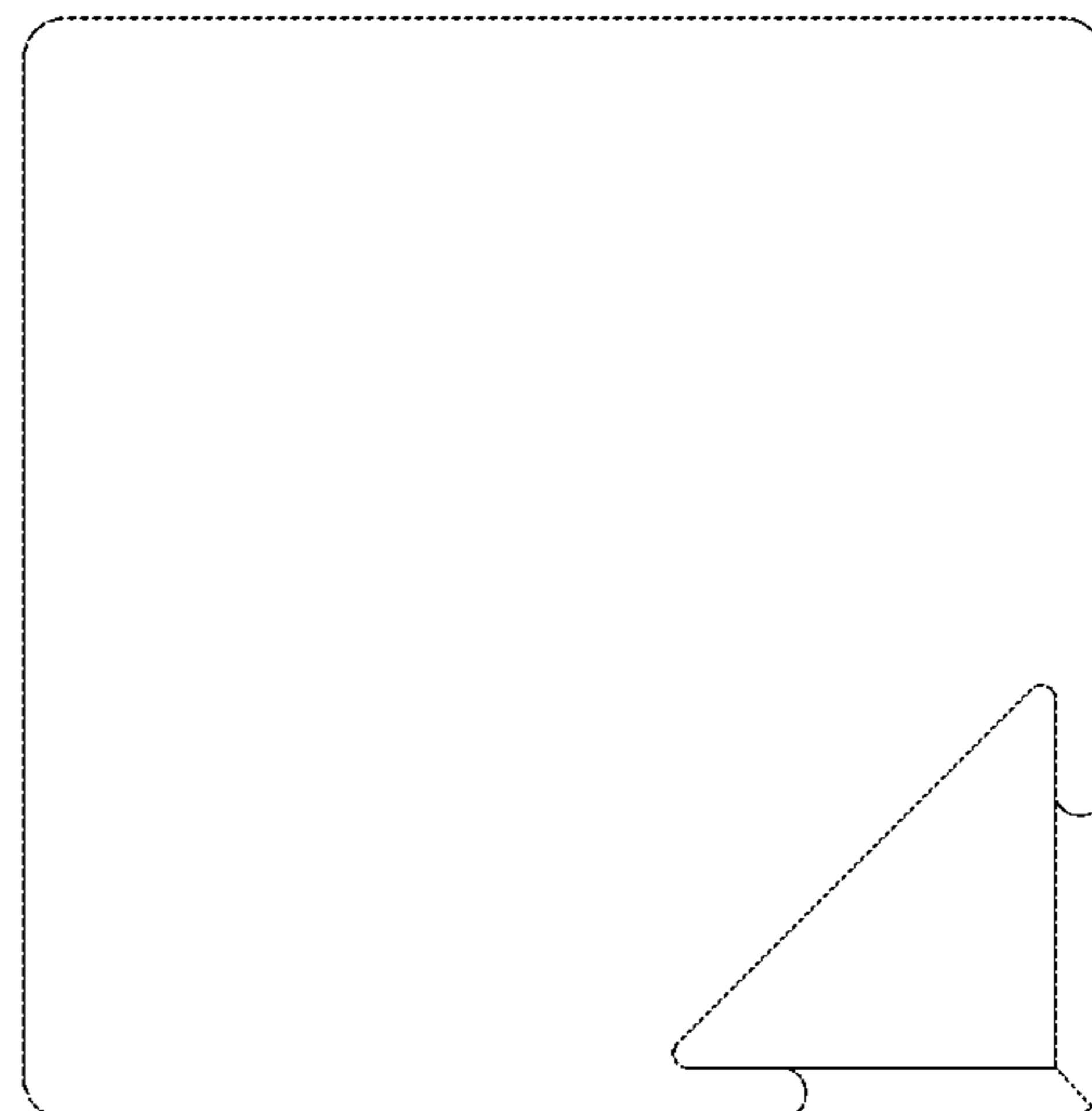
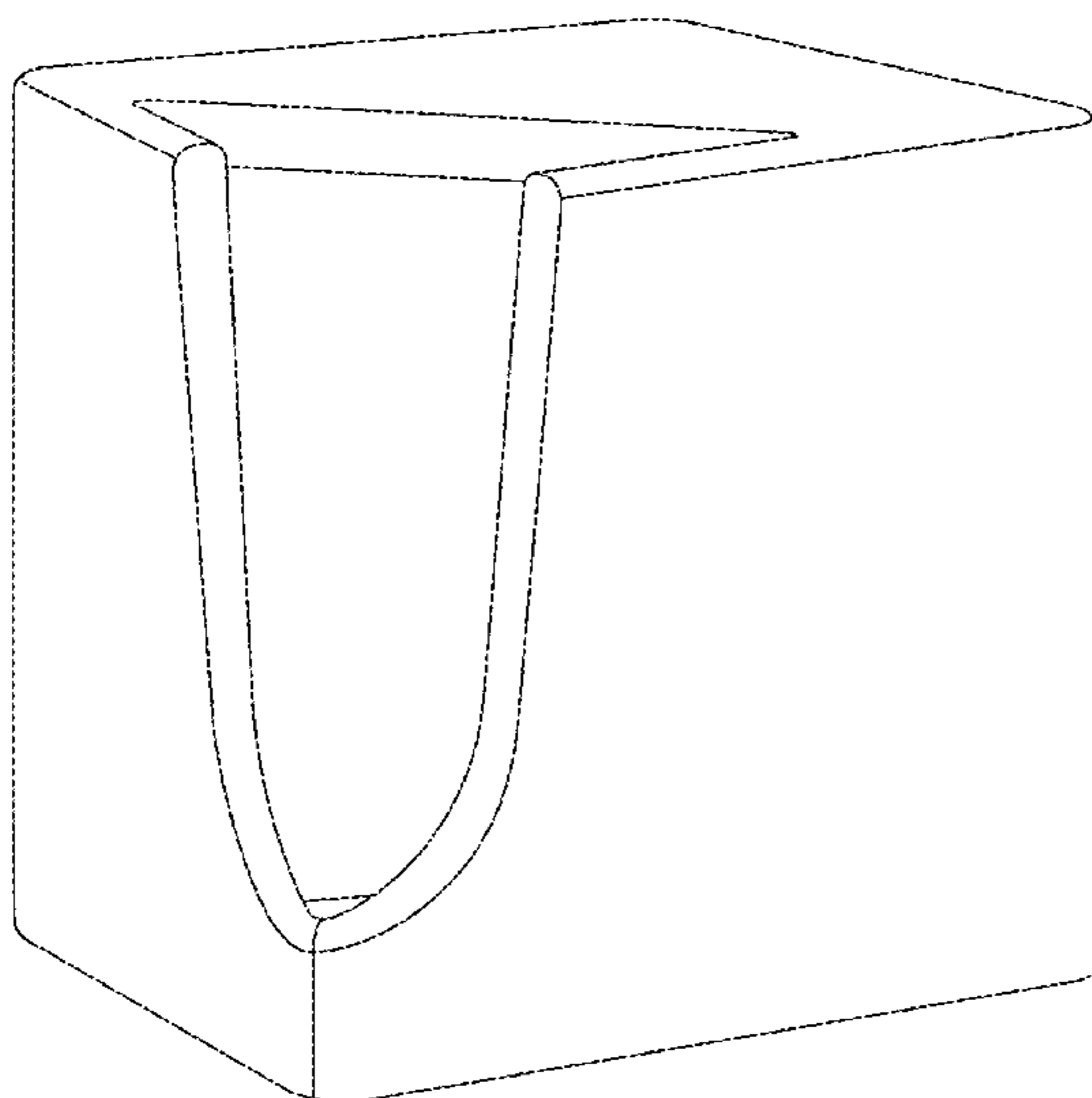
(57) **CLAIM**

The ornamental design for a cube dispenser for folded towels, as shown and described.

DESCRIPTION

FIG. 1 is a perspective view of the a cube dispenser for folded towels, showing our new design;
FIG. 2 is a right side elevation view thereof;
FIG. 3 is a front elevation view thereof;
FIG. 4 is a bottom plan view thereof;
FIG. 5 is a rear elevation view thereof;
FIG. 6 is a left side elevation view thereof; and,
FIG. 7 is a top plan view thereof.

1 Claim, 7 Drawing Sheets



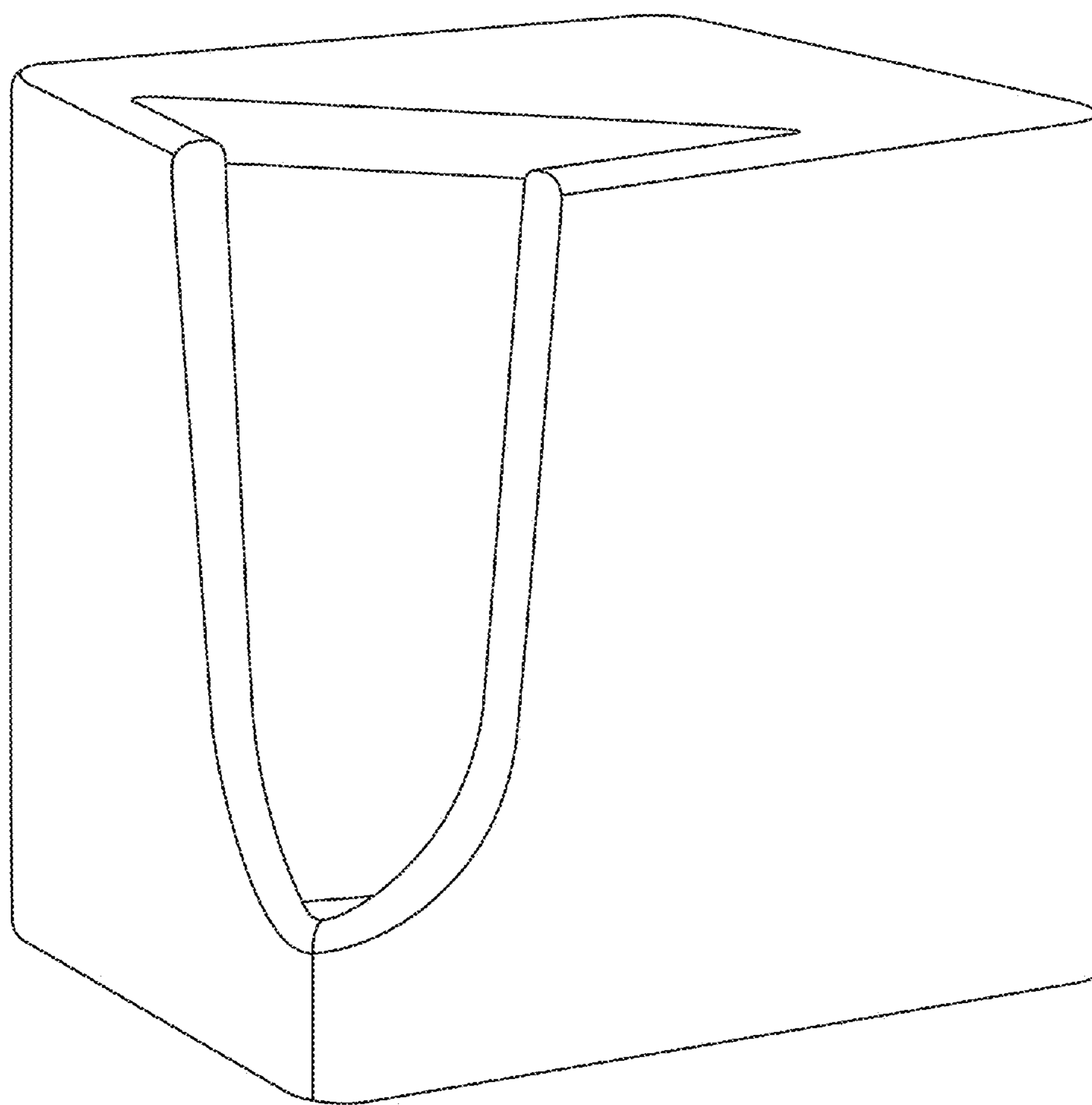


FIG. 1




FIG. 2




FIG. 3




FIG. 4




FIG. 5



FIG. 6




FIG. 7