



US00D756138S

(12) **United States Design Patent**
Bonnema

(10) **Patent No.:** **US D756,138 S**

(45) **Date of Patent:** **** May 17, 2016**

(54) **BEACH FURNITURE**

(71) Applicant: **Luciano Bonnetti B.V.**, Haarlem (NL)

(72) Inventor: **Maarten Bonnema**, Haarlem (NL)

(73) Assignee: **Luciano Bonnetti B.V.**, Haarlem (NL)

(**) Term: **14 Years**

(21) Appl. No.: **29/509,144**

(22) Filed: **Nov. 14, 2014**

(51) **LOC (10) Cl.** **06-01**

(52) **U.S. Cl.**
USPC **D6/349**

(58) **Field of Classification Search**

USPC D6/333, 335, 340, 344, 347, 349–355,
D6/358, 360, 363–365, 381, 406.6, 596,
D6/601, 648, 662.1, 675, 677, 685–687,
D6/688.15, 688.27, 690, 691, 691.8,
D6/692.1–692.3, 695.1, 708.16, 708.2,
D6/709, 709.2, 709.22, 711, 712,
D6/716–716.7, 717

CPC A47C 1/14; A47C 3/00; A47C 3/04;
A47C 3/14; A47C 3/16; A47C 3/18; A47C
3/20; A47C 3/36; A47C 4/00; A47C 4/28;
A47C 4/30; A47C 4/38; A47C 4/42; A47C
4/48; A47C 5/02; A47C 5/04; A47C 5/043;
A47C 7/00–7/006; A47C 7/02; A47C 9/00;
A47C 9/02; A47C 9/002; A47C 9/007;
A47C 9/025; A47C 9/10; A47C 11/00;
A47C 12/00; A47C 13/00; A47C 16/02;
A47B 7/00–7/02; A47B 45/00; A47B
47/04–47/045; A47B 3/00; A47B 3/02;
A47B 3/04; A47B 3/12

See application file for complete search history.

(56) **References Cited**

U.S. PATENT DOCUMENTS

3,093,407 A *	6/1963	Wilson	A47C 7/021 297/382
D212,534 S *	10/1968	Borenstein	D6/335
D229,995 S *	1/1974	Niemeyer	D6/367
D293,364 S *	12/1987	Everard	D21/815
D344,856 S *	3/1994	Gehry	D6/349
D429,106 S *	8/2000	Bortolotto	D6/601
D444,821 S *	7/2001	Freedman	D21/334
D490,134 S *	5/2004	Peterson	D21/803
D495,768 S *	9/2004	Peterson	D21/803
D545,407 S *	6/2007	Chiu	D23/284
D593,351 S *	6/2009	Song	D30/118
D674,644 S *	1/2013	Stewart	D6/601
D731,209 S *	6/2015	Fux	D6/601

* cited by examiner

Primary Examiner — Susan Bennett Hattan

Assistant Examiner — Vy Koenig

(74) *Attorney, Agent, or Firm* — Warner Norcross & Judd
LLP


(57) **CLAIM**

The ornamental design for a beach furniture, as shown and described.

DESCRIPTION

FIG. 1 is a top perspective view of the beach furniture;
FIG. 2 is a bottom perspective view thereof;
FIG. 3 is a top plan view thereof;
FIG. 4 is a bottom plan view thereof;
FIG. 5 is a front view thereof;
FIG. 6 is a rear view thereof;
FIG. 7 is a left side view thereof; and,
FIG. 8 is a right side view thereof.

1 Claim, 8 Drawing Sheets



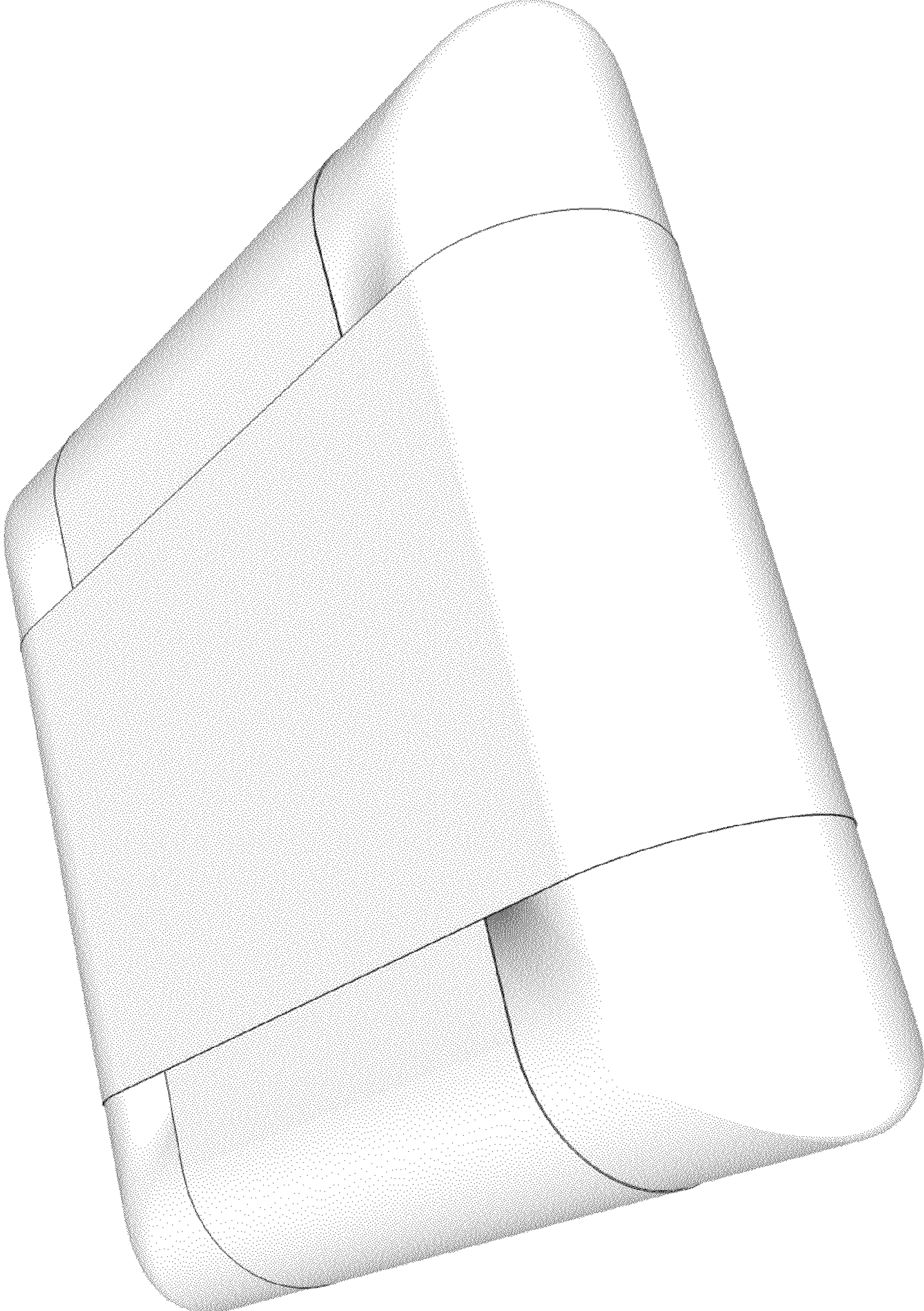


FIG. 1

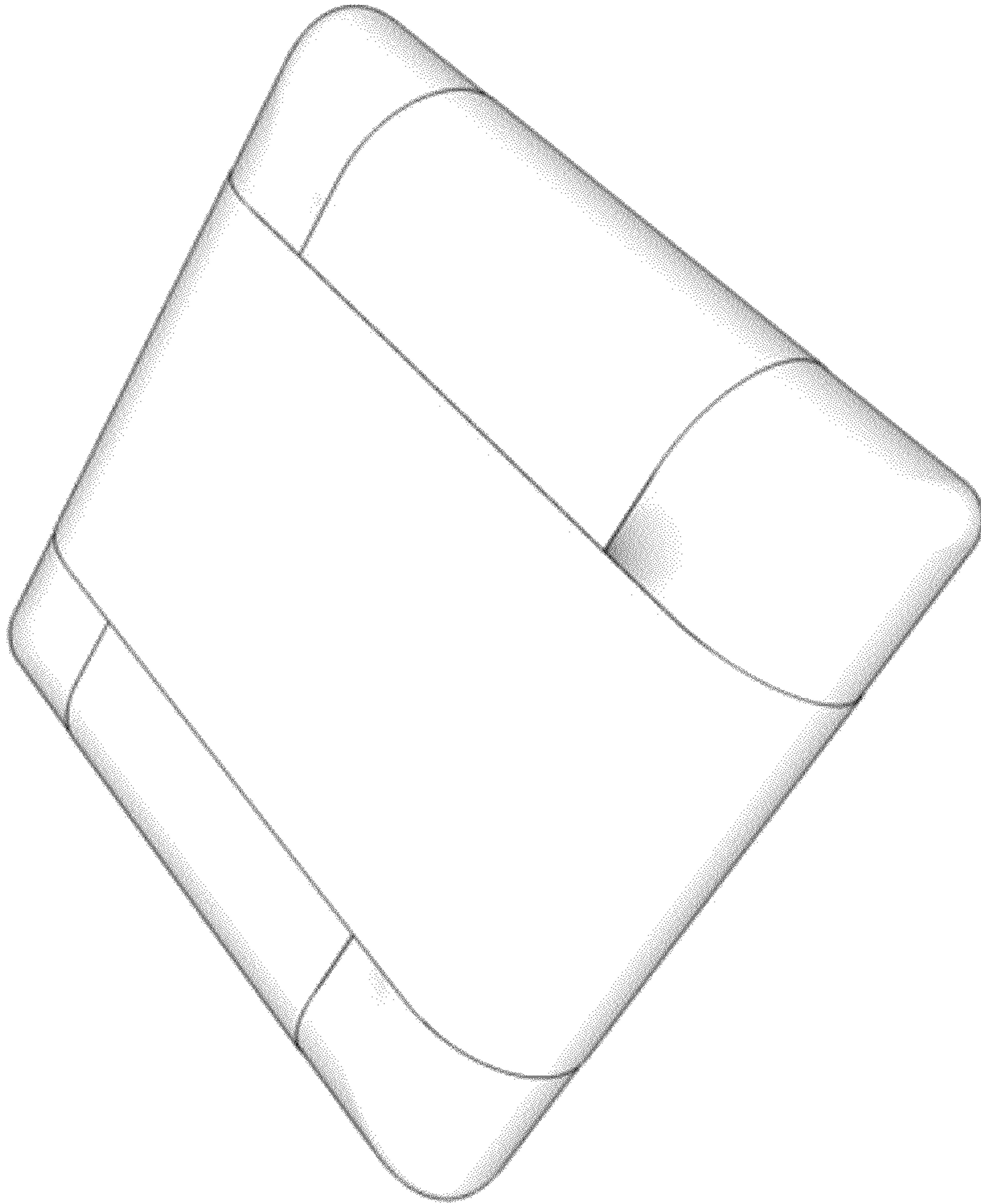


FIG. 2

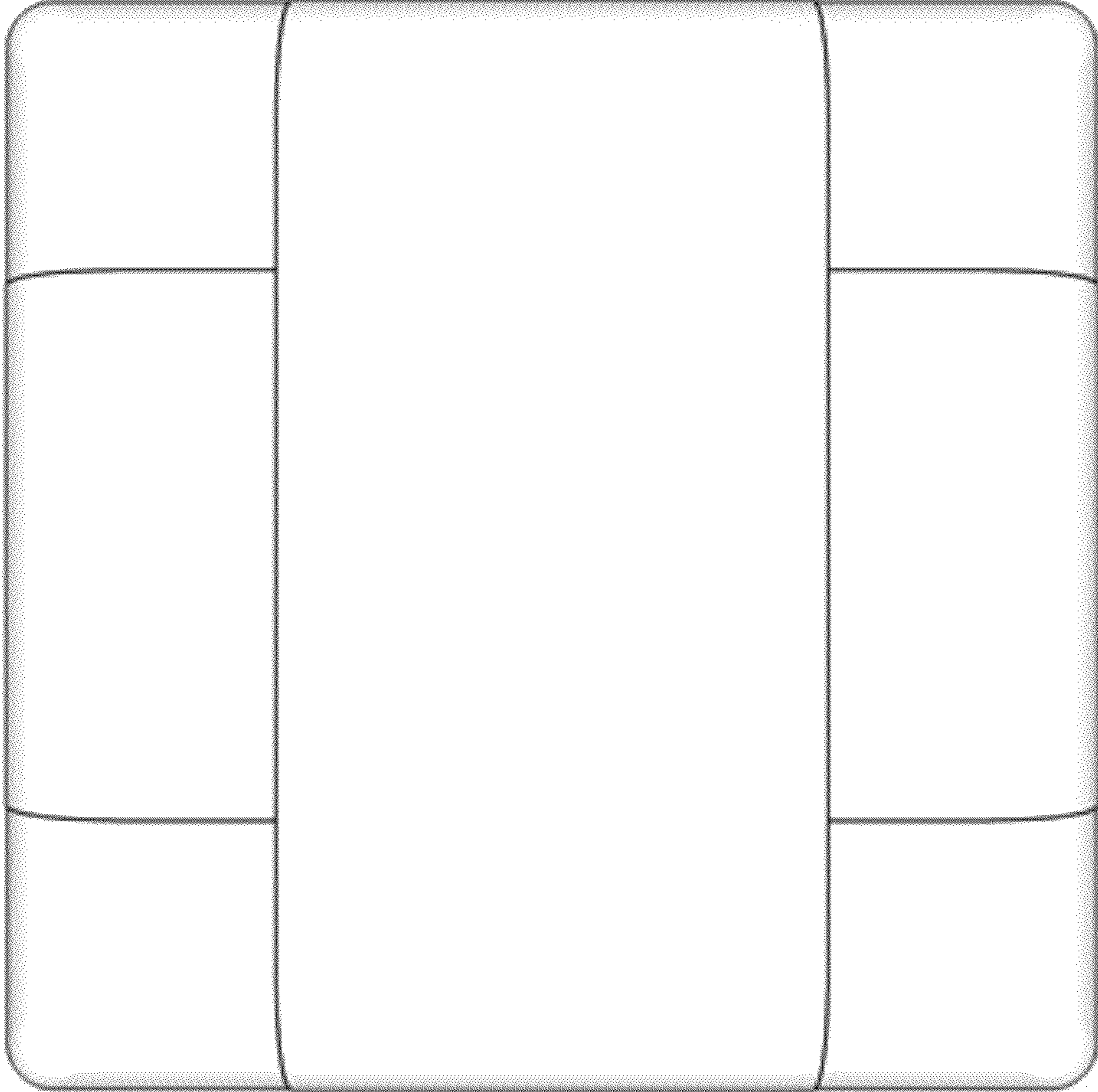


FIG. 3

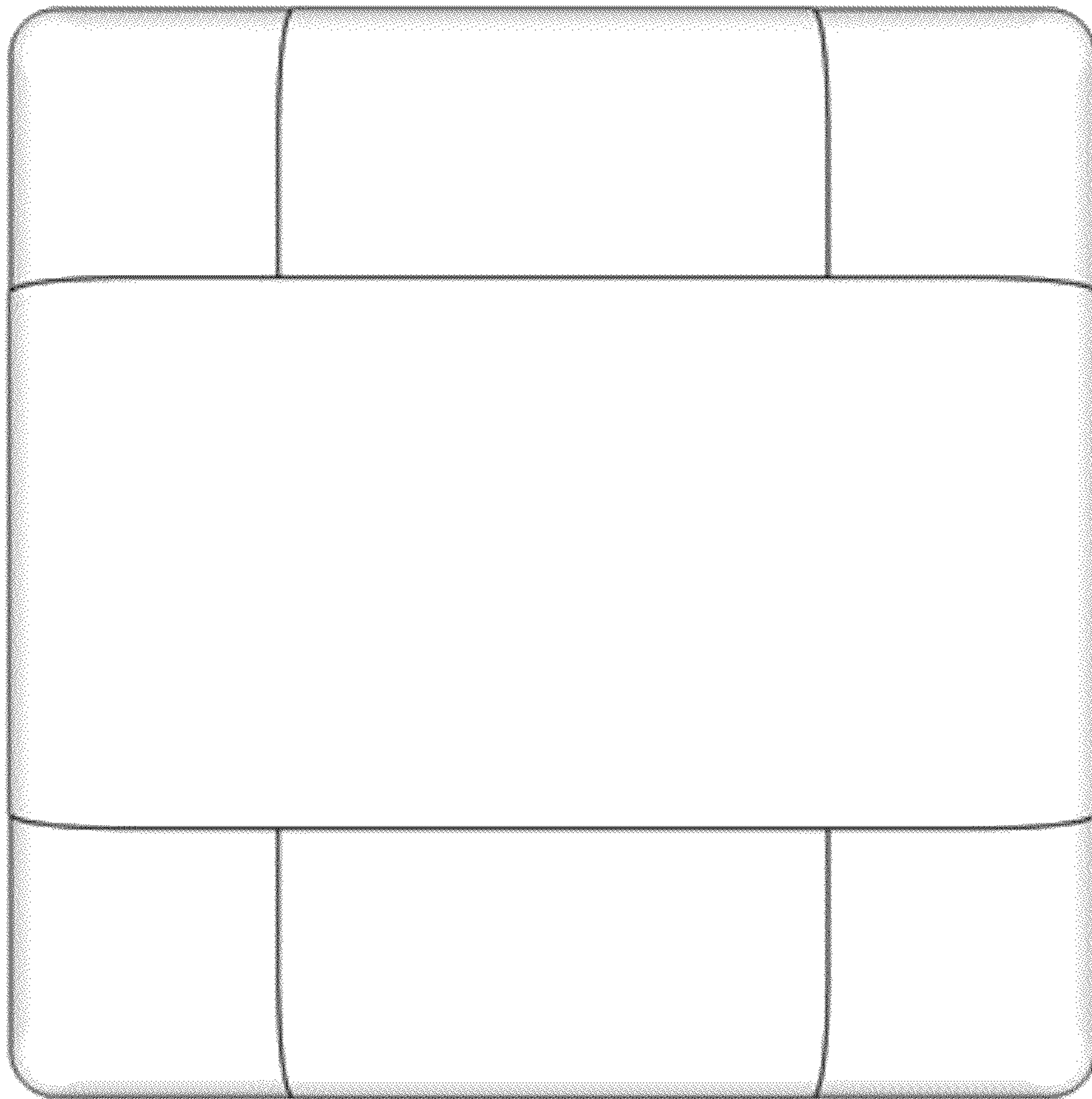


FIG. 4




FIG. 5




FIG. 6




FIG. 7




FIG. 8