



US00D756128S

(12) **United States Design Patent**
Harrington et al.

(10) **Patent No.:** **US D756,128 S**

(45) **Date of Patent:** **** May 17, 2016**

(54) **DETAIL BRUSH**

(71) Applicant: **Unger Marketing International, LLC**,
Bridgeport, CT (US)

(72) Inventors: **William Harrington**, Charlestown, RI
(US); **James M. Buckley**, New Hartford,
CT (US)

(73) Assignee: **UNGER MARKETING**
INTERNATIONAL, LLC, Bridgeport,
CT (US)

(**) Term: **14 Years**

(21) Appl. No.: **29/496,200**

(22) Filed: **Jul. 10, 2014**

(51) **LOC (10) Cl.** **04-02**

(52) **U.S. Cl.**
USPC **D4/138**

(58) **Field of Classification Search**
USPC D4/100, 102, 114, 117, 118, 121,
D4/130-136, 138; 15/21.1, 143.1, 145,
15/159.1, 160, 186-188; 132/120, 142,
132/313; D8/80, 83, 94, 107, 300; D32/40,
D32/42, 46, 49, 51, 52
CPC A45D 24/14; A45D 24/16; A46B 3/005;
A46B 5/00; A46B 5/02; A46B 5/021; A46B
9/02; A46B 9/021; A46B 9/023; A46B
13/001; A46B 13/008; A46B 15/0055; A46B
15/0081; A46B 15/0087; A46B 17/02; A46B
2200/30; A46B 2200/104; A46B 2200/106;
A46B 2200/202; A46B 2200/205; A46B
2200/207; A46B 2200/304; A46B 2200/1006;
A46B 2200/1046; A46B 2200/1053; A46B
2200/3006; A46B 2200/3033; A46B
2200/3093

See application file for complete search history.

(56) **References Cited**

U.S. PATENT DOCUMENTS

D315,833	S	*	4/1991	Brazis	D4/138
D384,184	S	*	9/1997	Dewey	D28/7
6,154,913	A	*	12/2000	Burton	A47K 11/10 15/104.2
D518,642	S	*	4/2006	Blaustein	D4/100
D622,962	S	*	9/2010	Buck	D4/127
D647,703	S	*	11/2011	Li	D4/128
D720,594	S	*	1/2015	Henderson	D8/107
D727,710	S	*	4/2015	Henderson	D8/107

* cited by examiner

Primary Examiner — Keli L Hill

(74) *Attorney, Agent, or Firm* — Ohlandt, Greeley, Ruggiero
& Perle, LLP

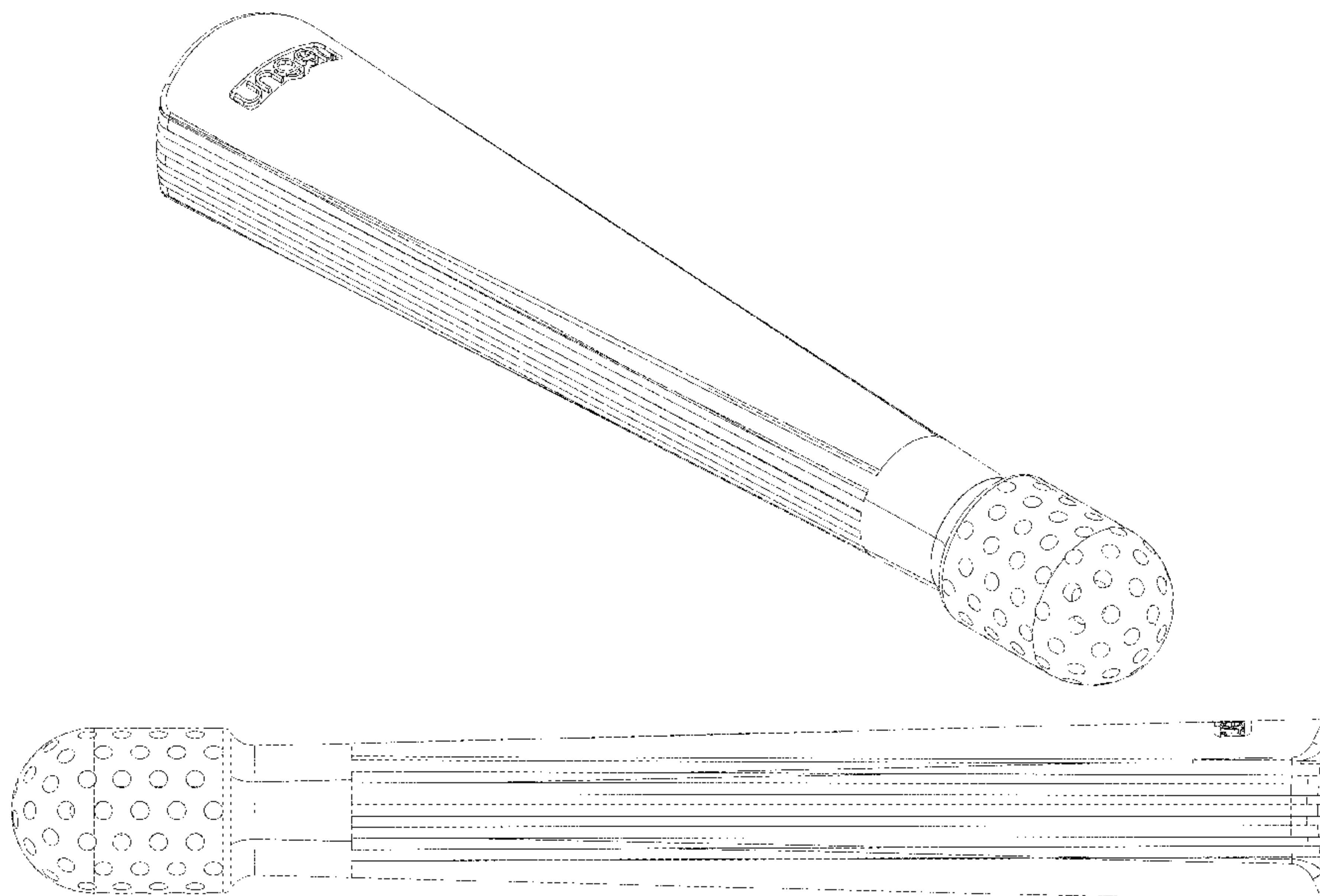
(57) **CLAIM**

The ornamental design for the detail brush, as shown and
described.

DESCRIPTION

FIG. 1 is a top, front perspective view of a detail brush
according to the present disclosure;
FIG. 2 is a first side view of the detail brush of FIG. 1;
FIG. 3 is a front view of the detail brush of FIG. 1;
FIG. 4 is a second, opposite side view of the detail brush of
FIG. 1;
FIG. 5 is a back view of the detail brush of FIG. 1;
FIG. 6 is a bottom view of the detail brush of FIG. 1; and,
FIG. 7 is a top view of the detail brush of FIG. 1.
The broken lines in the drawings illustrating environmental
structure or boundaries that form no part of the claimed
design.

1 Claim, 7 Drawing Sheets



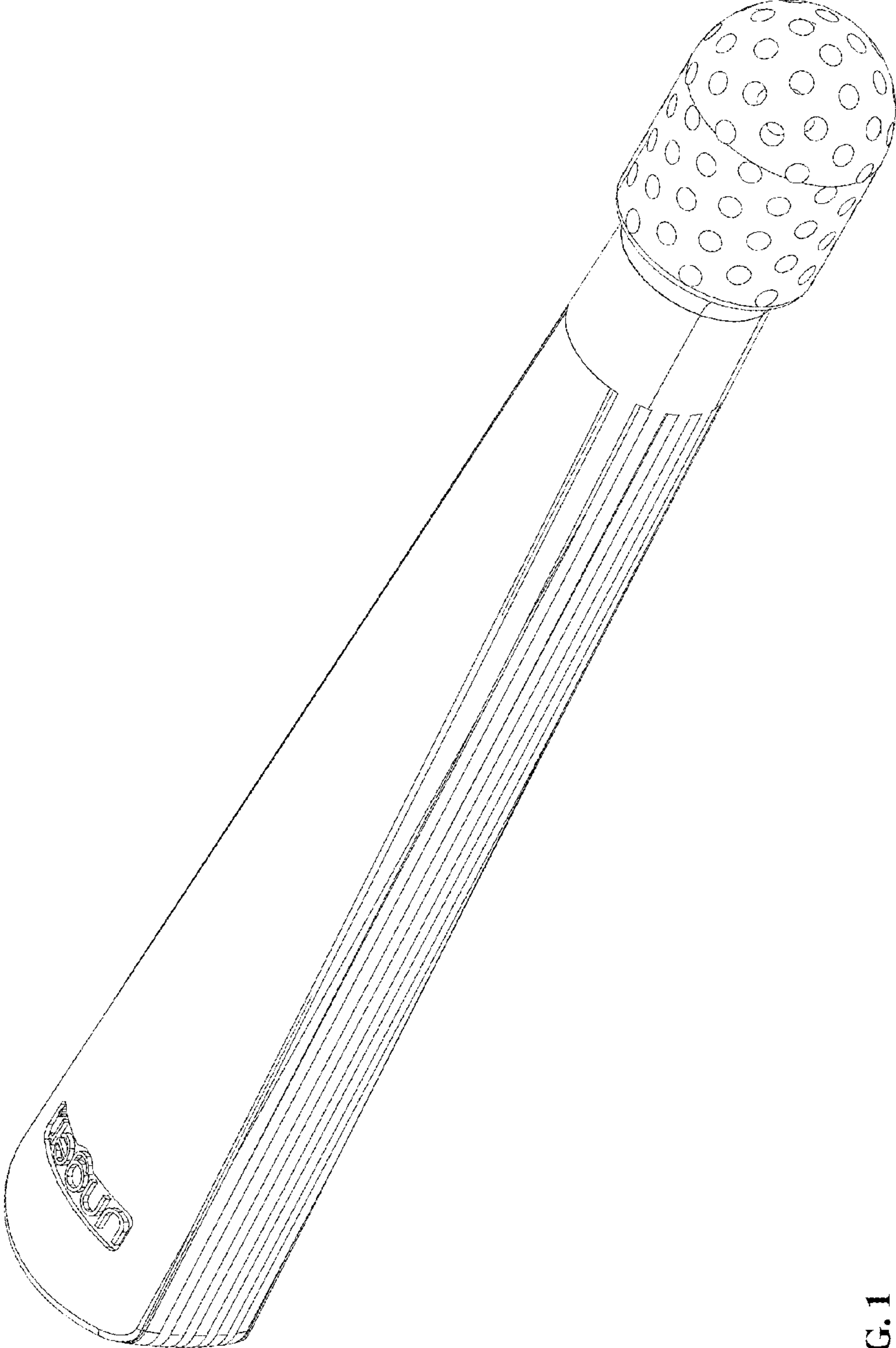


FIG. 1

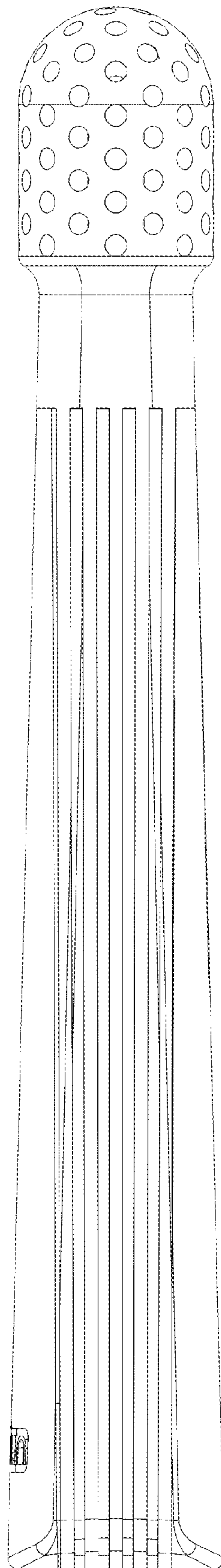


FIG. 2

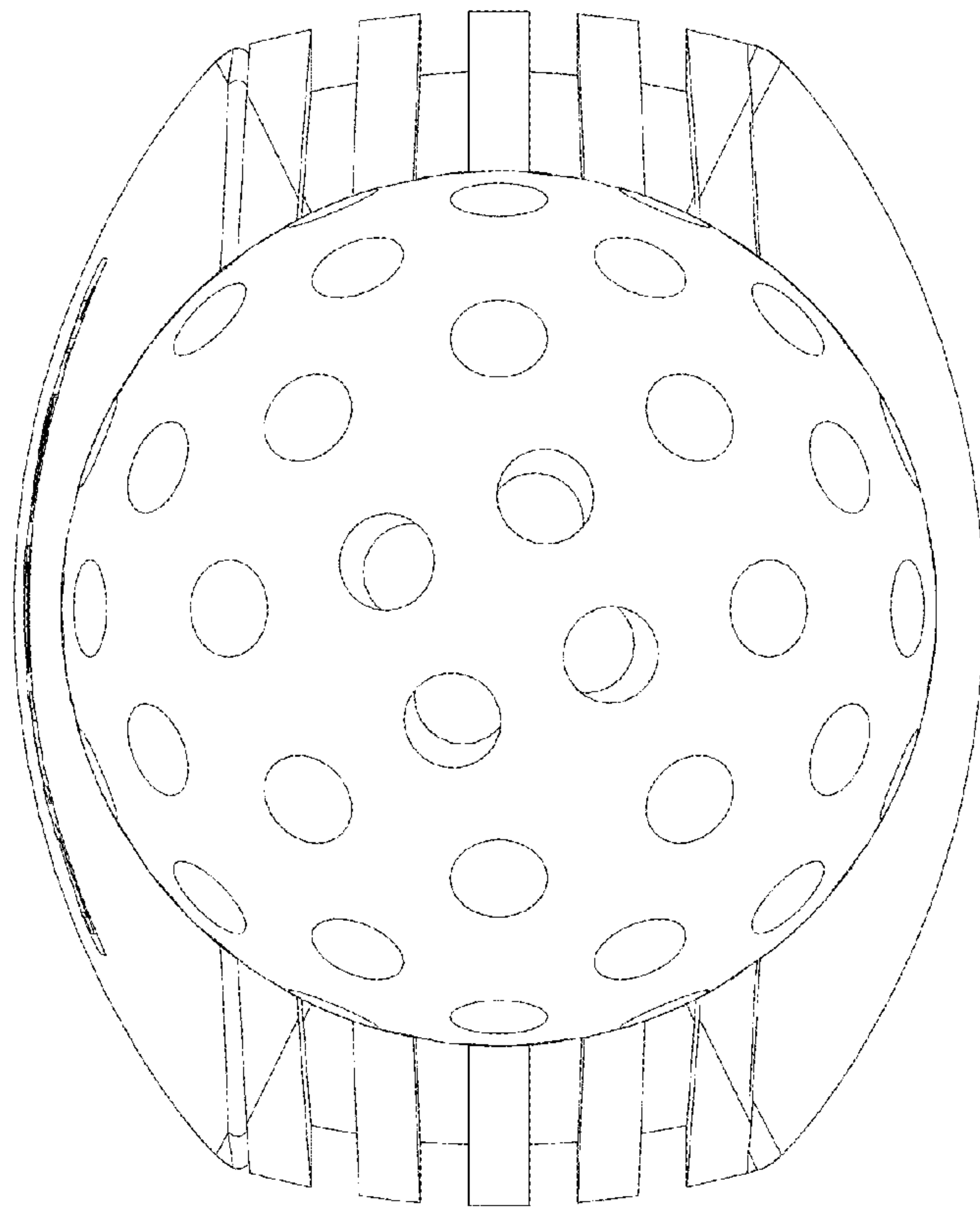


FIG. 3

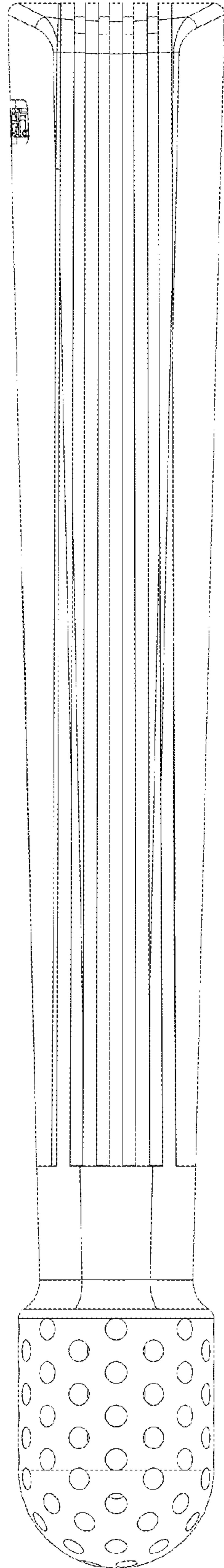


FIG. 4

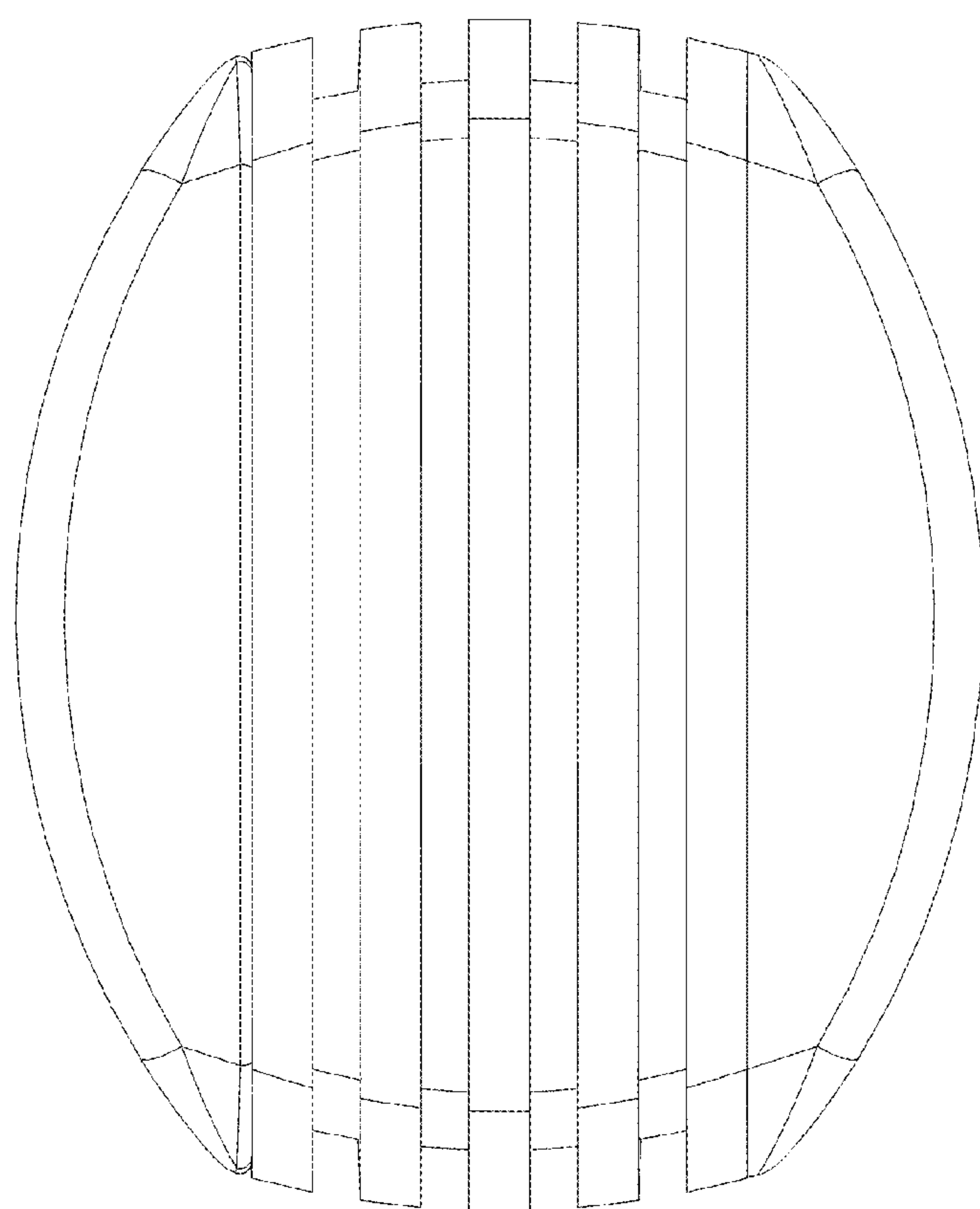


FIG. 5

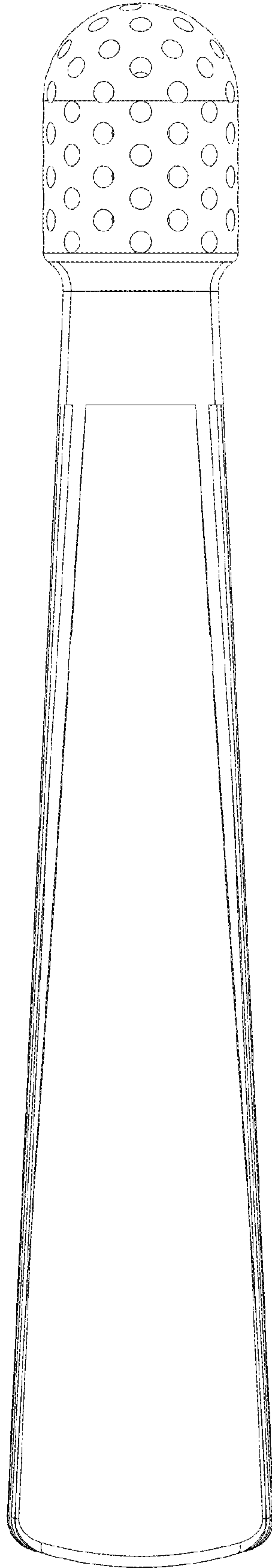


FIG. 6

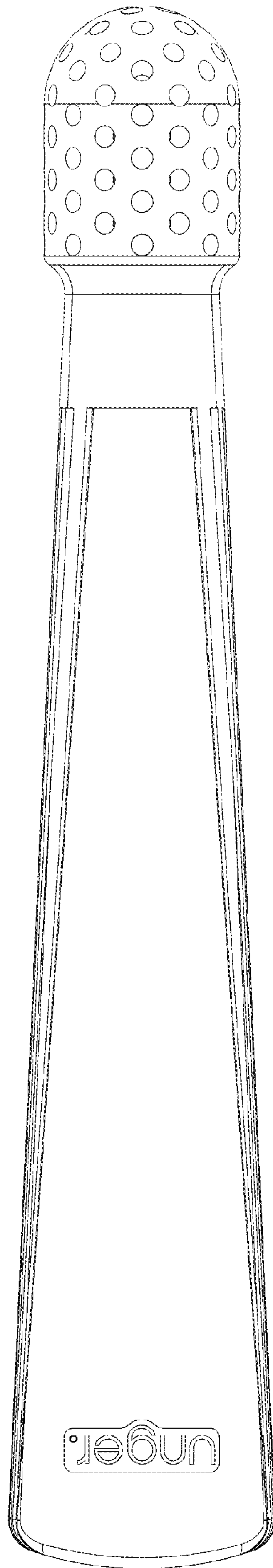


FIG. 7