



US00D756127S

(12) **United States Design Patent**  
**Nicoline**

(10) **Patent No.:** **US D756,127 S**

(45) **Date of Patent:** **\*\* May 17, 2016**

(54) **MAKEUP BRUSH**

(71) Applicant: **Paris Presents Incorporated**, Gurnee, IL (US)

(72) Inventor: **Alyssa Carolyn Nicoline**, Chicago, IL (US)

(73) Assignee: **Paris Presents Incorporated**, Gurnee, IL (US)

(\*\*) Term: **14 Years**

(21) Appl. No.: **29/492,271**

(22) Filed: **May 29, 2014**

(51) **LOC (10) Cl.** ..... **04-02**

(52) **U.S. Cl.**

USPC ..... **D4/138; D28/7**

(58) **Field of Classification Search**

USPC ..... D4/100, 102, 114, 117, 118, 121, D4/130-136, 138; 15/21.1, 143.1, 145, 15/159.1, 160, 186-188; 132/120, 142, 132/313; D8/80, 83, 94, 107, 300; D28/7; D9/550, 723-729

CPC ..... A45D 24/14; A45D 24/16; A46B 3/005; A46B 5/00; A46B 5/02; A46B 5/021; A46B 9/02; A46B 9/021; A46B 9/023; A46B 13/001; A46B 13/008; A46B 15/0055; A46B 15/0081; A46B 15/0087; A46B 17/02; A46B 2200/30; A46B 2200/104; A46B 2200/106; A46B 2200/202; A46B 2200/205; A46B 2200/207; A46B 2200/304; A46B 2200/1006; A46B 2200/1046; A46B 2200/1053; A46B 2200/3006; A46B 2200/3033; A46B 2200/3093

See application file for complete search history.

(56) **References Cited**

U.S. PATENT DOCUMENTS

D238,631 S *	2/1976	Leighton .....	D4/128
D312,729 S	12/1990	Auttajark	
D346,277 S	4/1994	Sherman et al.	
D376,696 S	12/1996	Vogel	
D386,311 S	11/1997	Moskovich	
D451,285 S	12/2001	Andersson	
D452,948 S *	1/2002	Mink et al. ....	D4/138
D478,213 S	8/2003	Ping	
D528,304 S	9/2006	Langer	
D529,719 S	10/2006	Langer	
D541,979 S *	5/2007	Montoli .....	D28/7
D627,977 S *	11/2010	Magallanes Orozco .....	D4/138
D630,437 S *	1/2011	Carey .....	D4/116
D655,006 S *	2/2012	Rajaiah .....	D24/147
D676,663 S	2/2013	Ptok et al.	

OTHER PUBLICATIONS

L'Oreal Paris, Men's Expert Hydra-Energetic Ice Cold Eye Roller, <http://www.lorealparisusa.com/en/products/skin-care/moisturizers/mens-expert-hydra-energetic-ice-cold-eye-roller.aspx>, last saved Sep. 18, 2013.

\* cited by examiner

*Primary Examiner* — Keli L Hill

(74) *Attorney, Agent, or Firm* — Quarles & Brady LLP

(57) **CLAIM**

The ornamental design for a makeup brush, as shown and described.

**DESCRIPTION**

FIG. 1 is an isometric view of a front, top, and right side of an ornamental design for a makeup brush;  
FIG. 2 is a left side elevational view of the makeup brush of FIG. 1, the right side elevational view being a mirror image thereof;  
FIG. 3 is a rear elevational view of the makeup brush of FIG. 1, the front elevational view being a mirror image thereof;  
FIG. 4 is a top plan view of the makeup brush of FIG. 1;  
FIG. 5 is a bottom plan view of the makeup brush of FIG. 1;

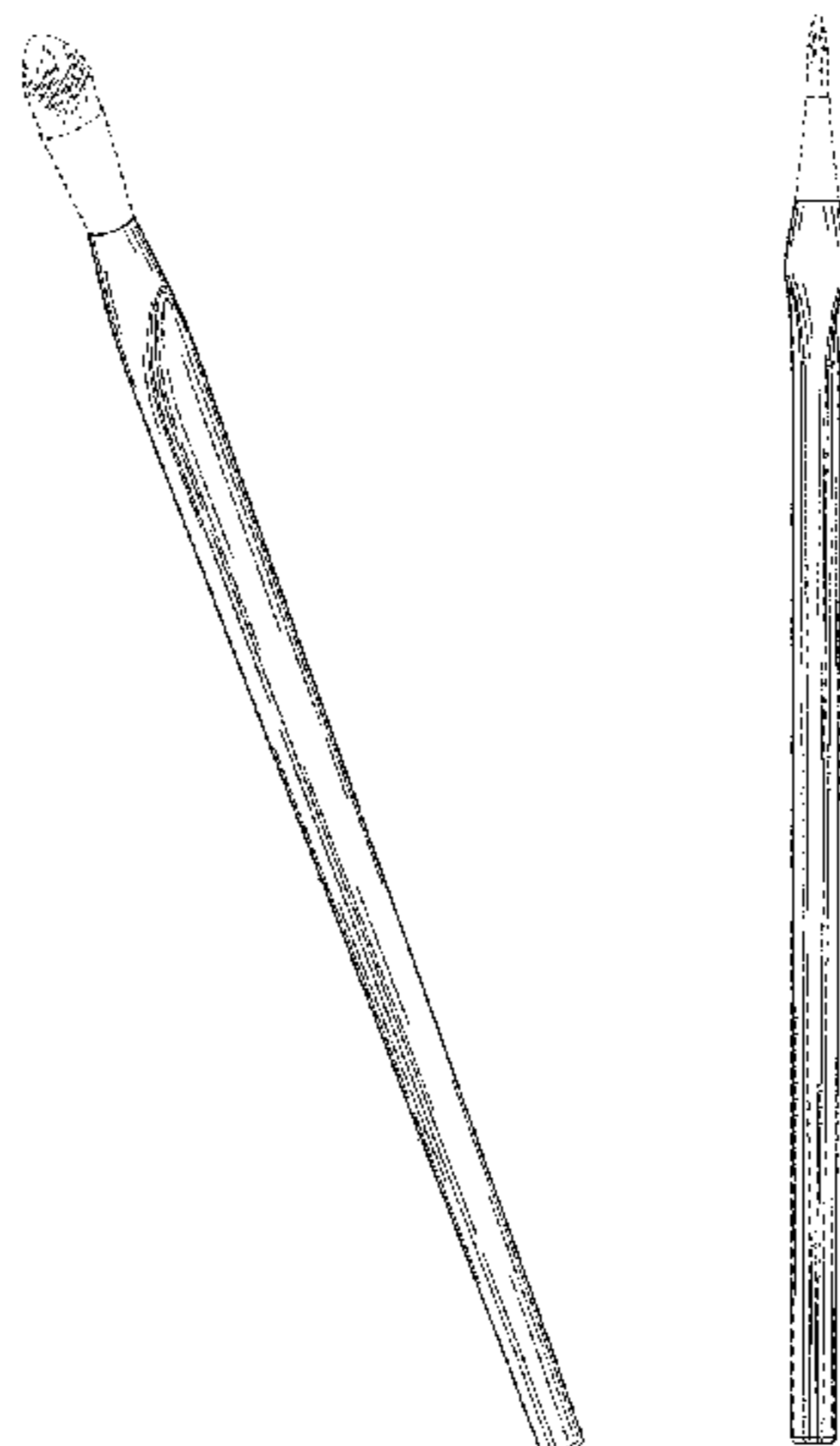


FIG. 6 is an isometric view of a front, top, and right side of an ornamental design for a makeup brush according to a second embodiment;

FIG. 7 is a left side elevational view of the makeup brush of FIG. 6, the right side elevational view being a mirror image thereof;

FIG. 8 is a rear elevational view of the makeup brush of FIG. 6, the front elevational view being a mirror image thereof;

FIG. 9 is a top plan view of the makeup brush of FIG. 6;

FIG. 10 is a bottom plan view of the makeup brush of FIG. 6; FIG. 11 is an isometric view of a front, top, and right side of an ornamental design for a makeup brush according to a third embodiment;

FIG. 12 is a left side elevational view of the makeup brush of FIG. 11, the right side elevational view being a mirror image thereof;

FIG. 13 is a rear elevational view of the makeup brush of FIG. 11, the front elevational view being a mirror image thereof;

FIG. 14 is a top plan view of the makeup brush of FIG. 11;

FIG. 15 is a bottom plan view of the makeup brush of FIG. 11;

FIG. 16 is an isometric view of a front, top, and right side of an ornamental design for a makeup brush according to a fourth embodiment;

FIG. 17 is a left side elevational view of the makeup brush of FIG. 16, the right side elevational view being a mirror image thereof;

FIG. 18 is a rear elevational view of the makeup brush of FIG. 16, the front elevational view being a mirror image thereof;

FIG. 19 is a top plan view of the makeup brush of FIG. 16;

FIG. 20 is a bottom plan view of the makeup brush of FIG. 16;

FIG. 21 is an isometric view of a front, top, and right side of an ornamental design for a makeup brush according to a fifth embodiment;

FIG. 22 is a left side elevational view of the makeup brush of FIG. 21, the right side elevational view being a mirror image thereof;

FIG. 23 is a rear elevational view of the makeup brush of FIG. 21, the front elevational view being a mirror image thereof;

FIG. 24 is a top plan view of the makeup brush of FIG. 21;

FIG. 25 is a bottom plan view of the makeup brush of FIG. 21;

FIG. 26 is an isometric view of a front, top, and right side of an ornamental design for a makeup brush according to a sixth embodiment;

FIG. 27 is a left side elevational view of the makeup brush of FIG. 26, the right side elevational view being a mirror image thereof;

FIG. 28 is a rear elevational view of the makeup brush of FIG. 26, the front elevational view being a mirror image thereof;

FIG. 29 is a top plan view of the makeup brush of FIG. 26;

FIG. 30 is a bottom plan view of the makeup brush of FIG. 26;

FIG. 31 is an isometric view of a front, top, and right side of an ornamental design for a makeup brush according to a seventh embodiment;

FIG. 32 is a left side elevational view of the makeup brush of FIG. 31, the right side elevational view being a mirror image thereof;

FIG. 33 is a rear elevational view of the makeup brush of FIG. 31, the front elevational view being a mirror image thereof;

FIG. 34 is a top plan view of the makeup brush of FIG. 31;

and,

FIG. 35 is a bottom plan view of the makeup brush of FIG. 31.

The dash-dash-dash-dash lines are for the purpose of illustrating environmental structure and form no part of the claimed design.

**1 Claim, 14 Drawing Sheets**

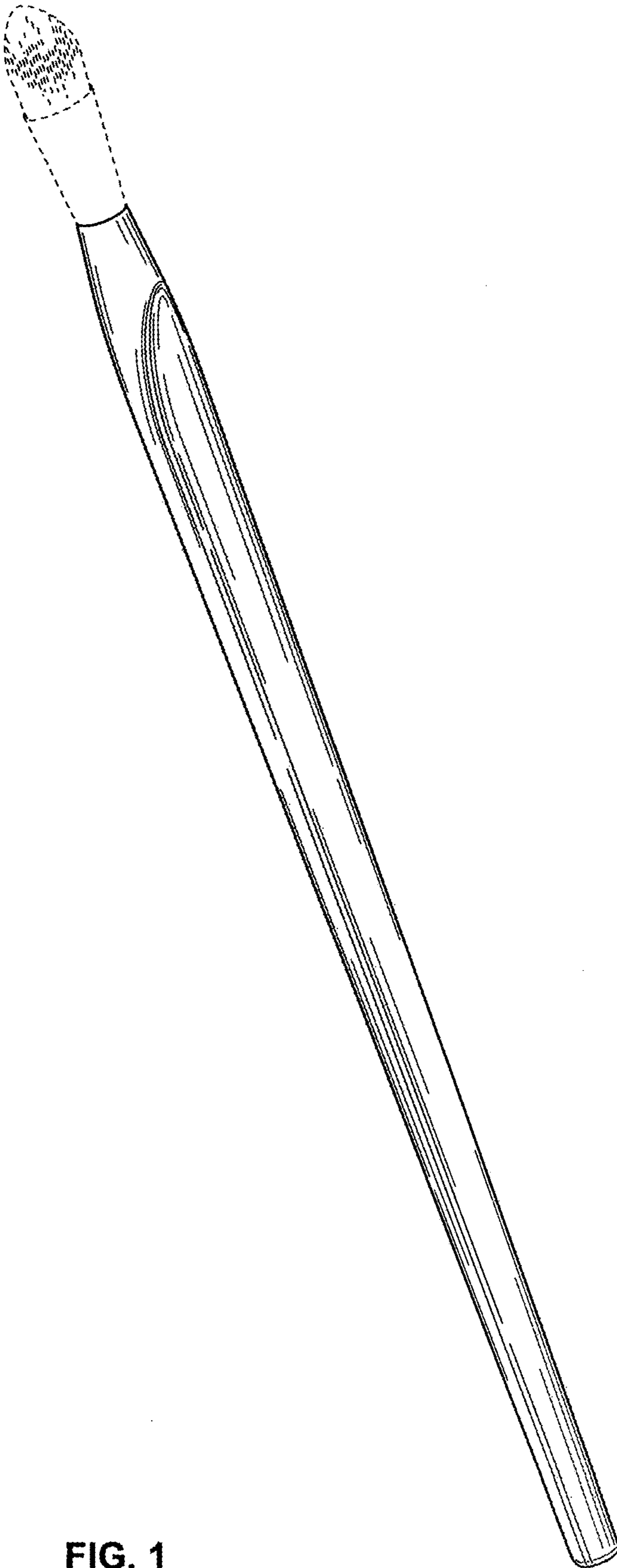


FIG. 1




FIG. 2




FIG. 3



FIG. 4



FIG. 5

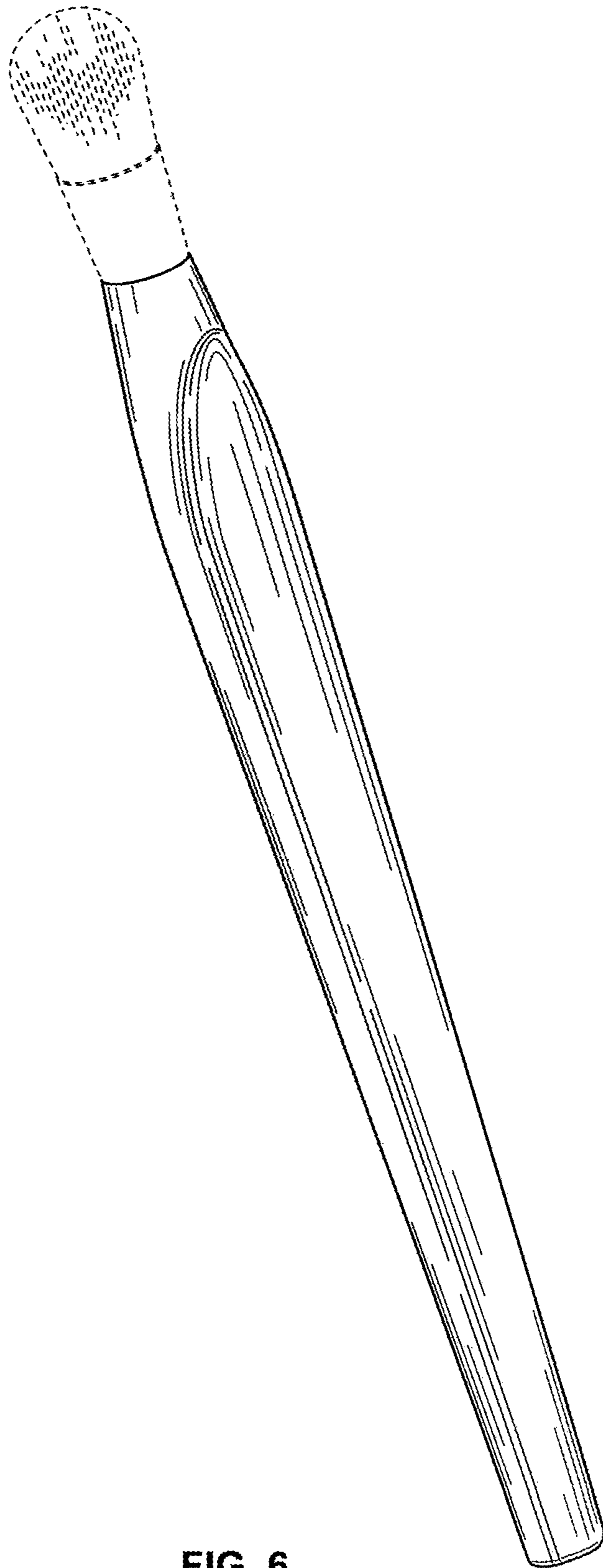


FIG. 6




FIG. 7




FIG. 8



FIG. 9

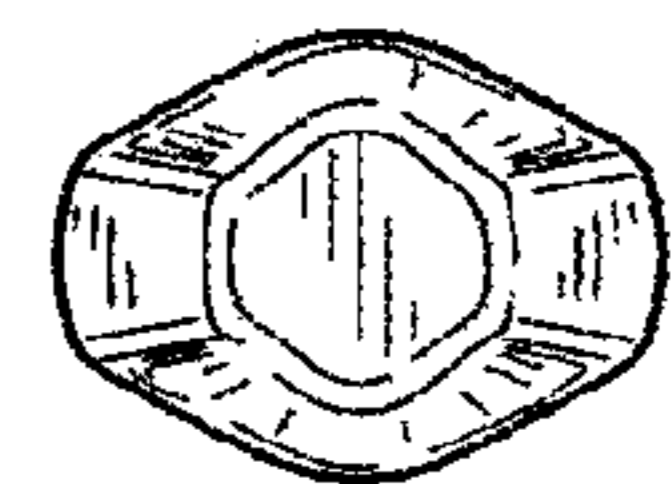


FIG. 10

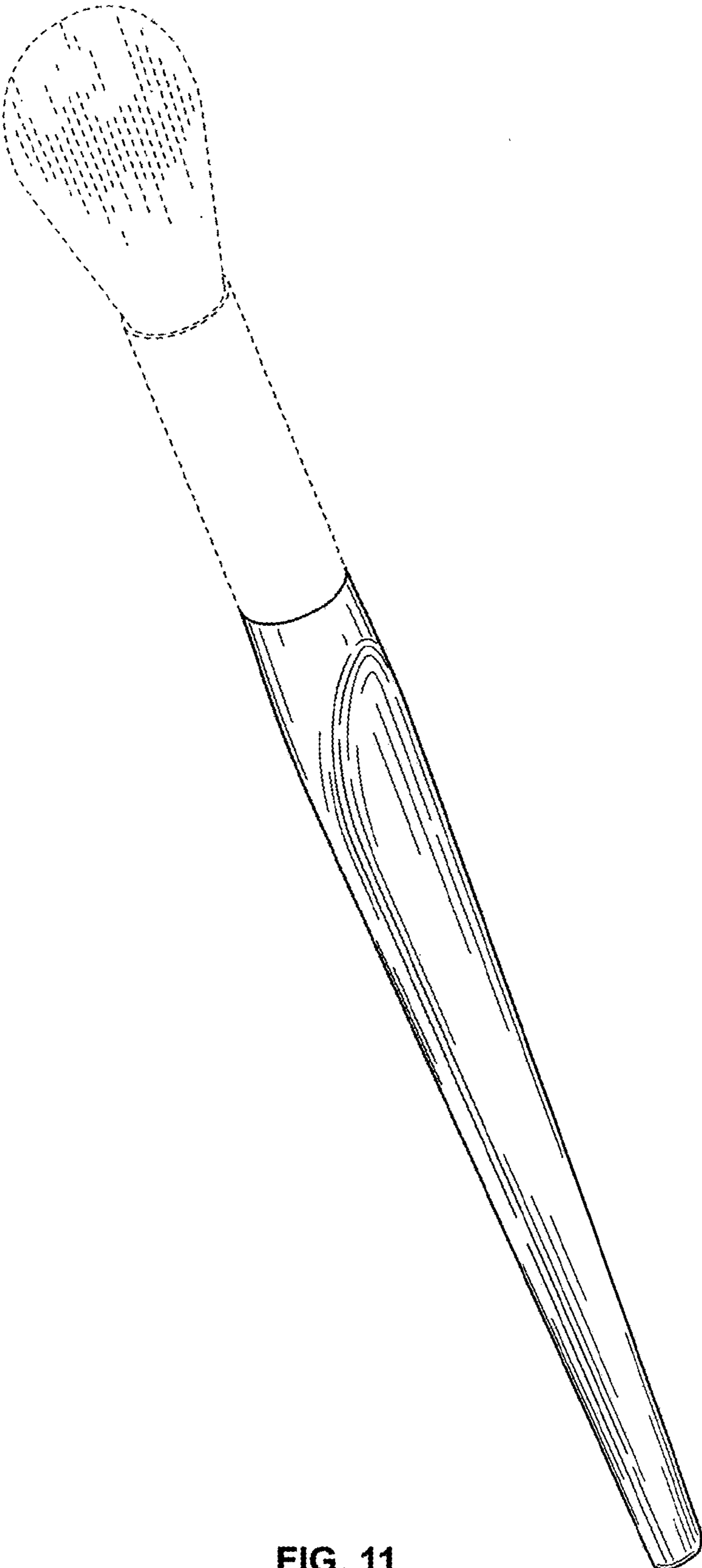


FIG. 11

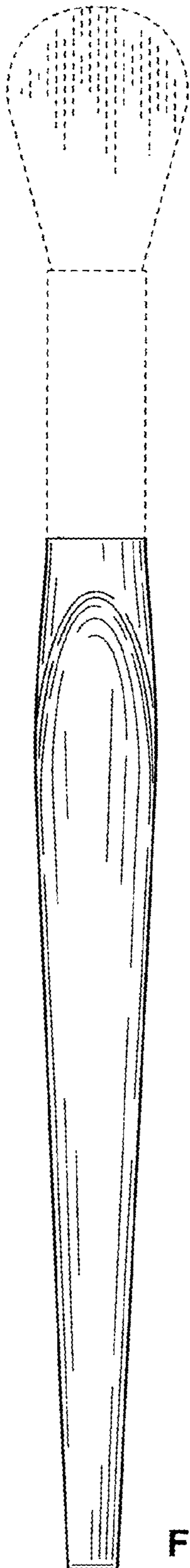


FIG. 12

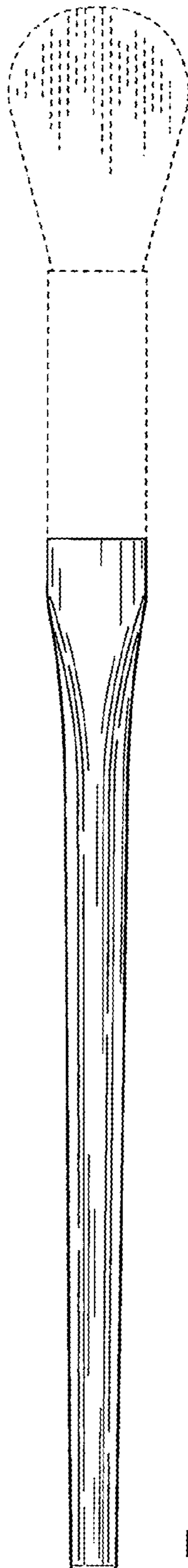


FIG. 13




FIG. 14

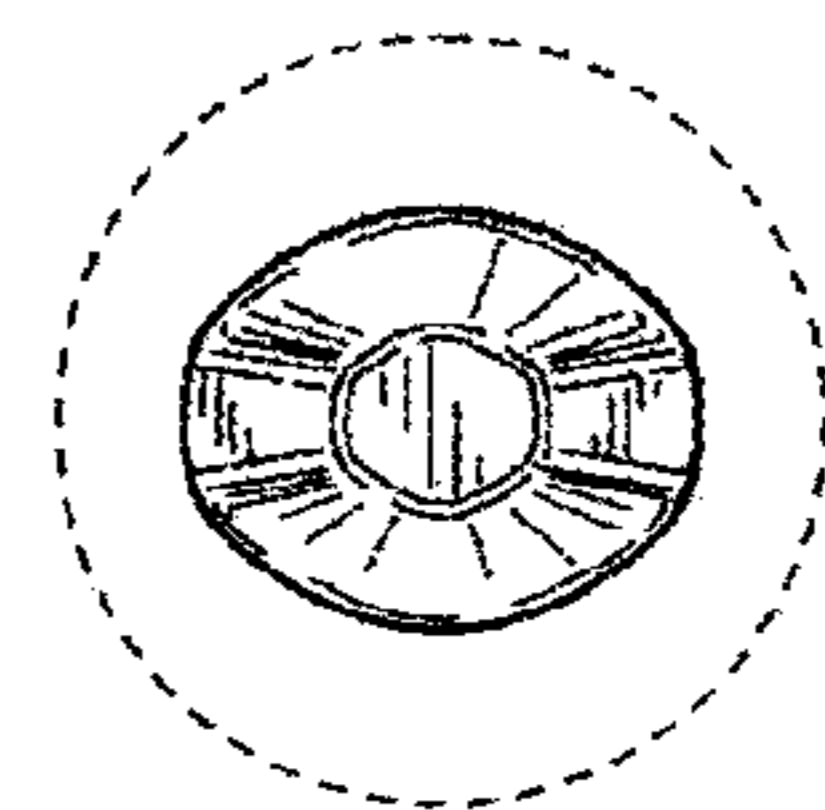


FIG. 15



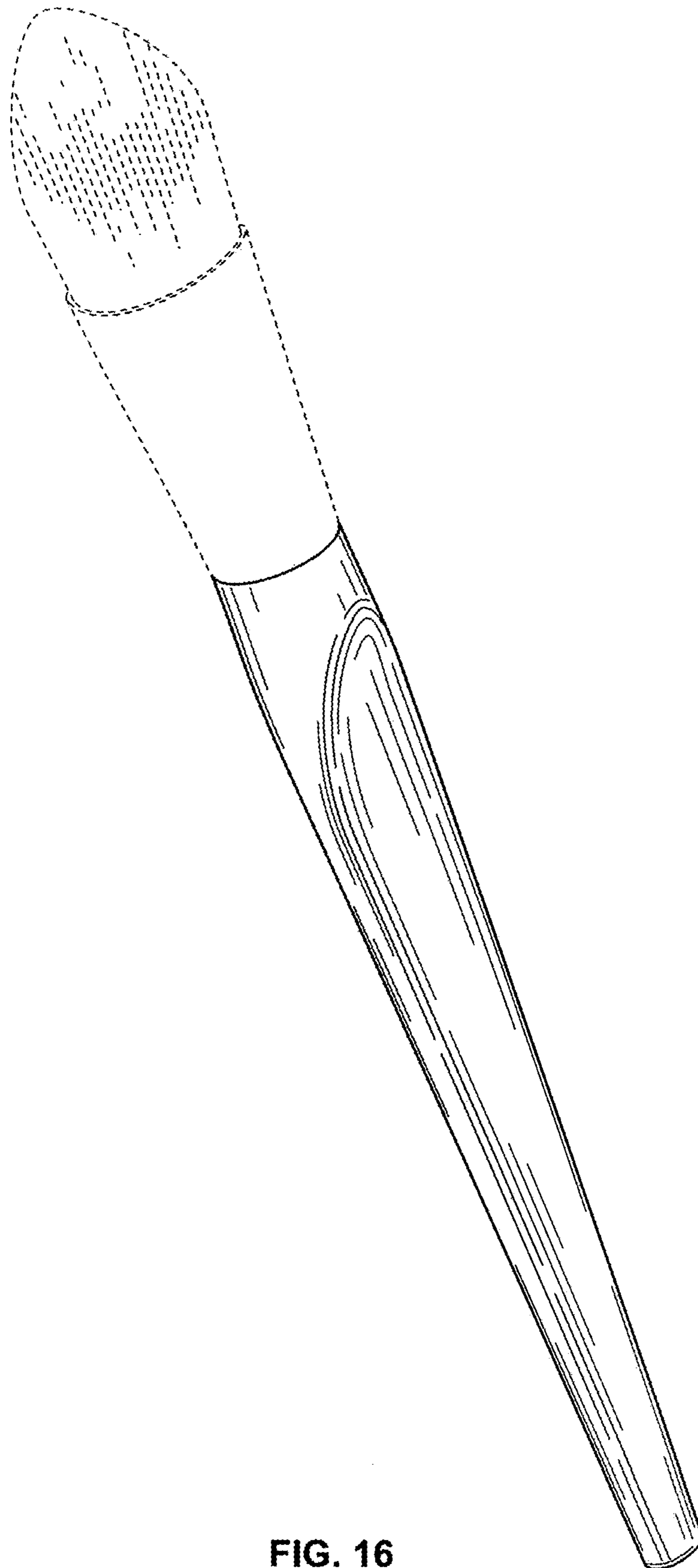


FIG. 16

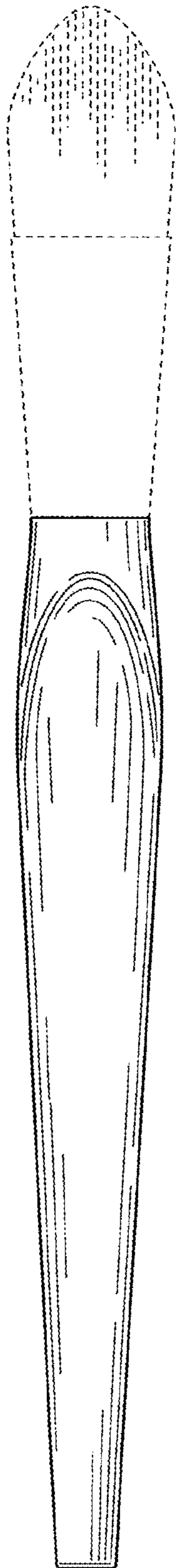


FIG. 17

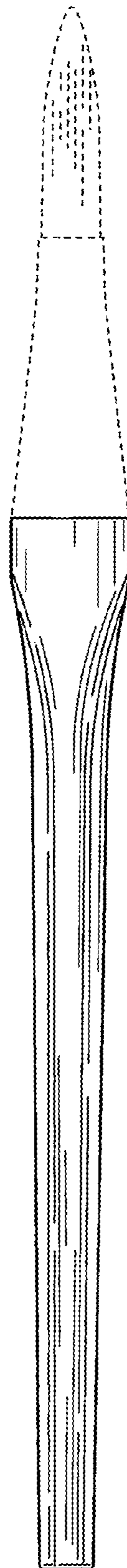


FIG. 18




FIG. 19

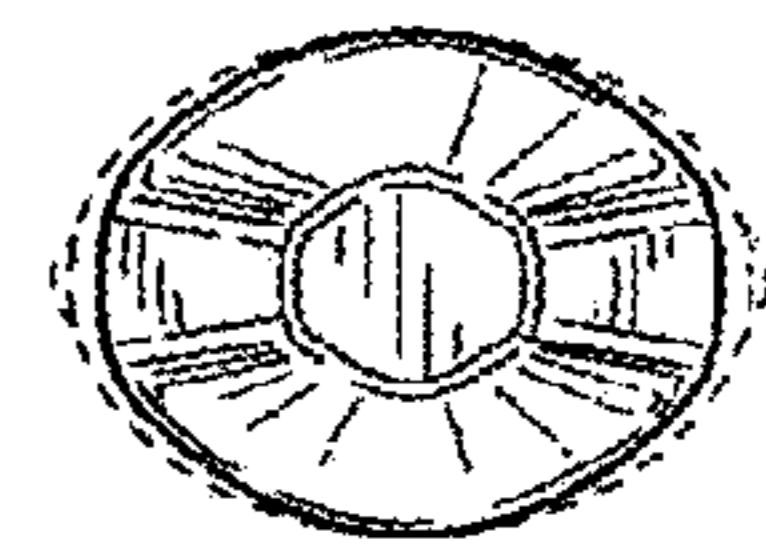


FIG. 20

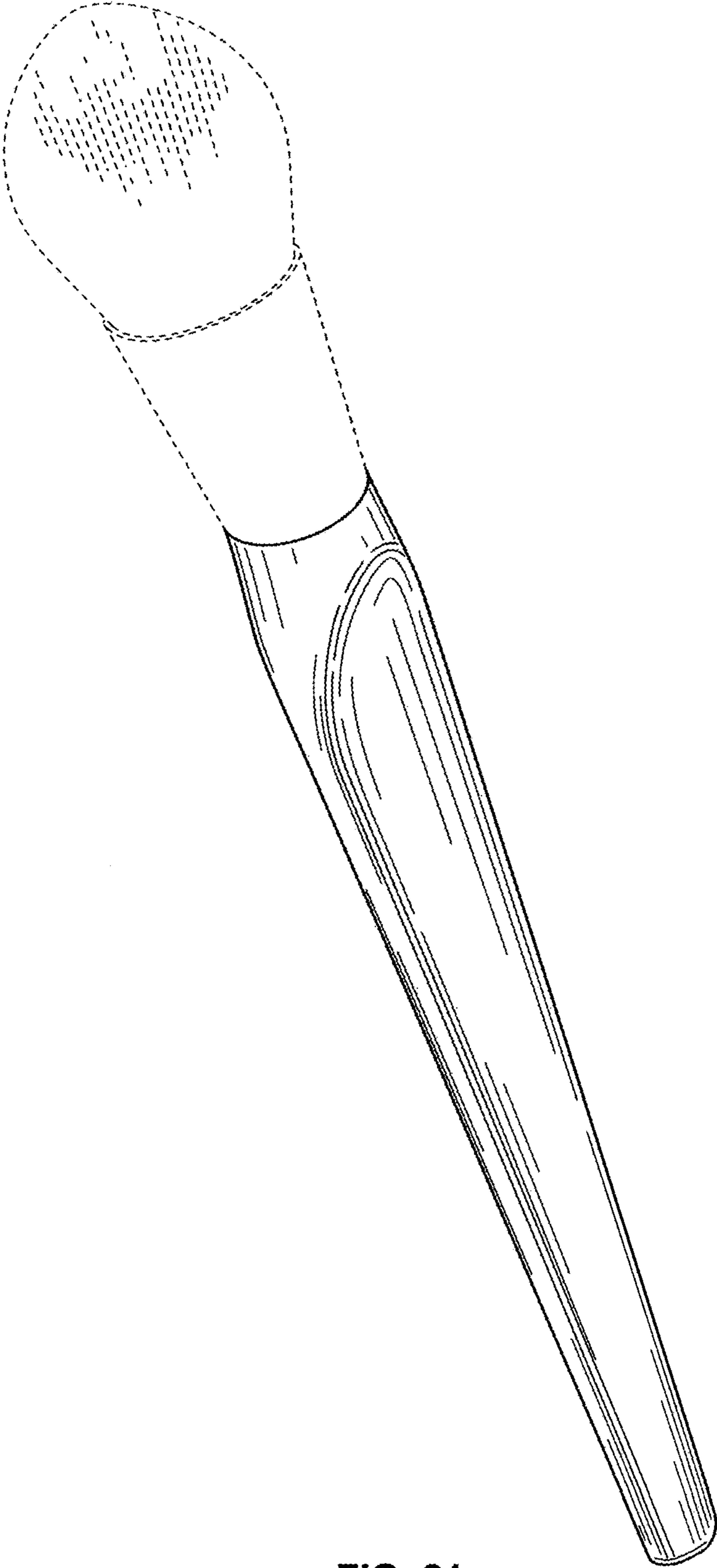


FIG. 21


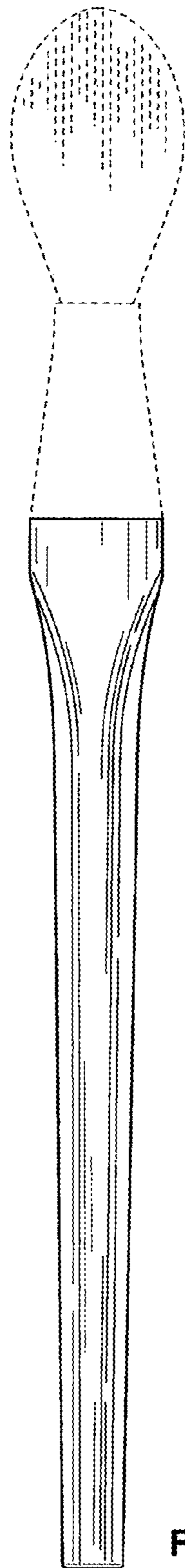
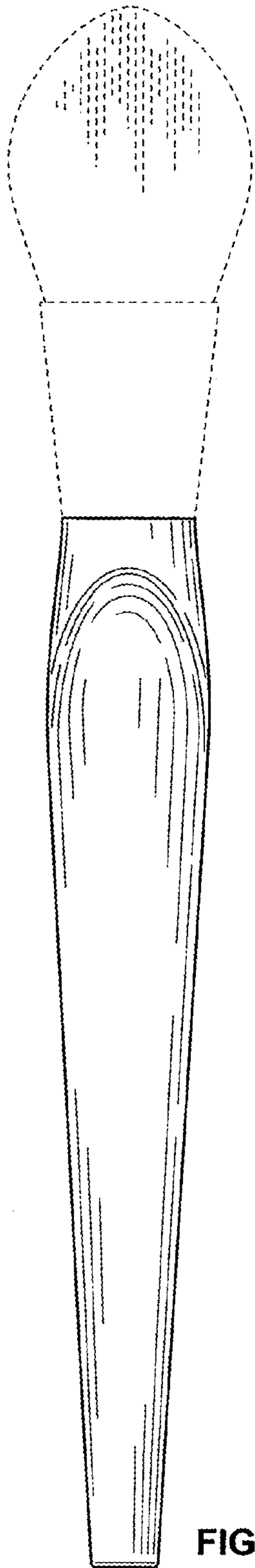


FIG. 24

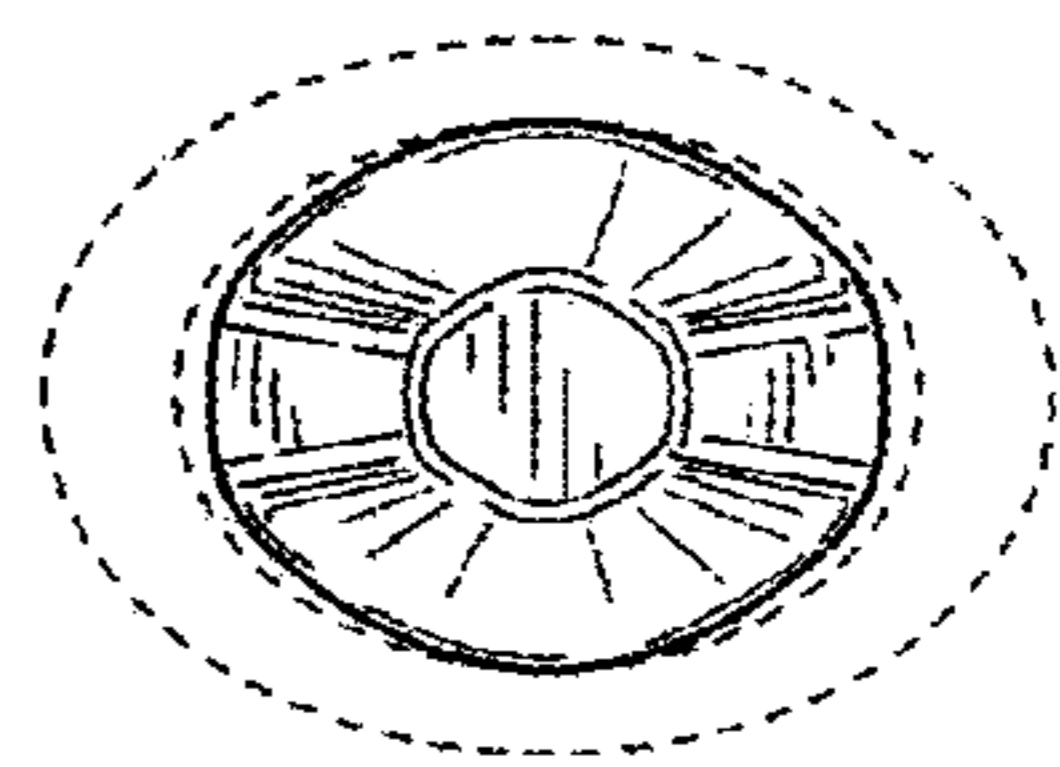


FIG. 25

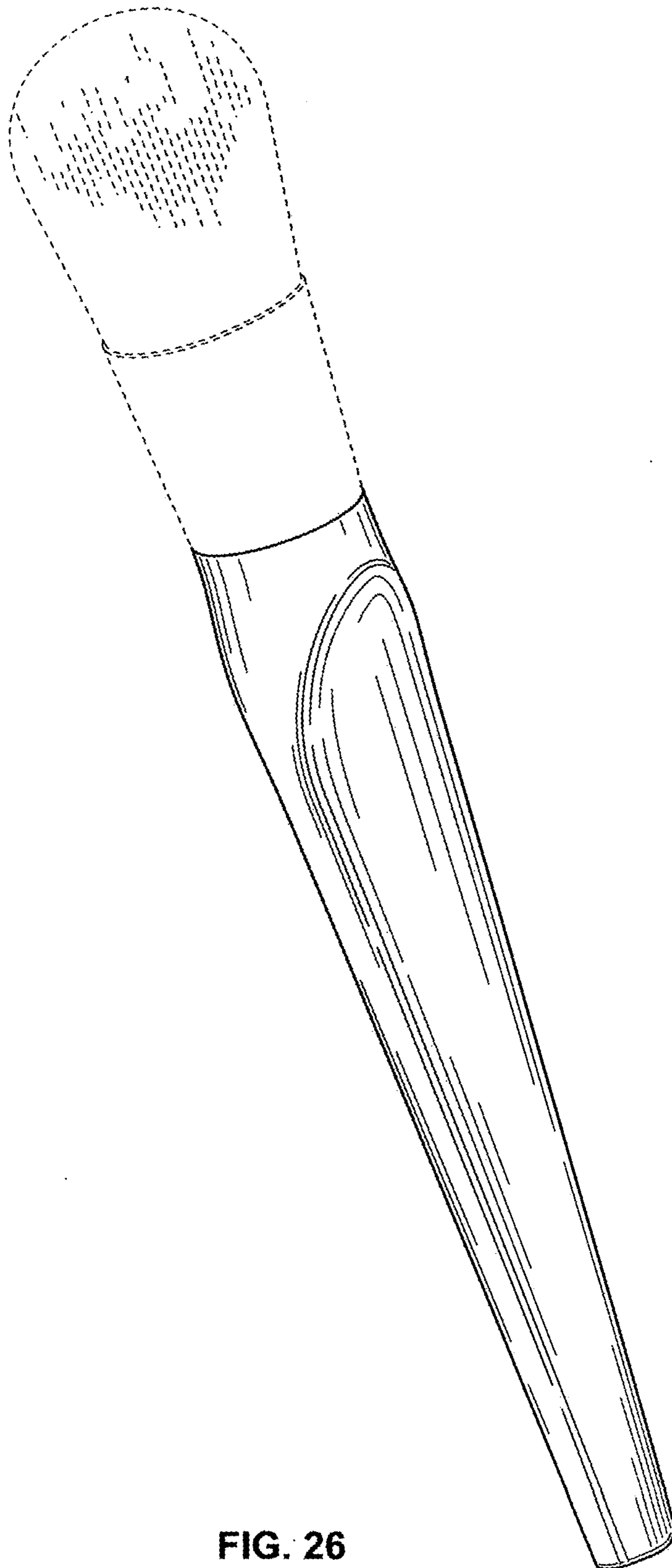


FIG. 26

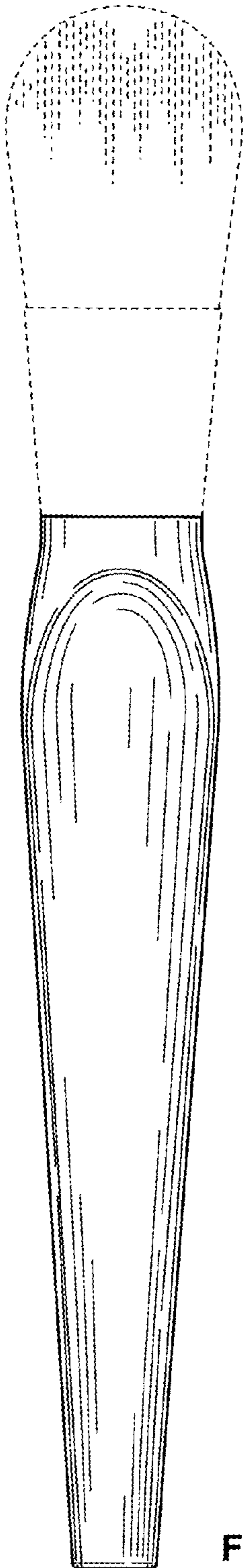


FIG. 27

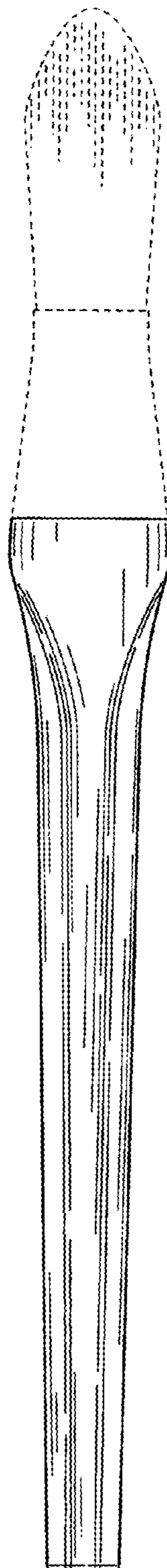


FIG. 28

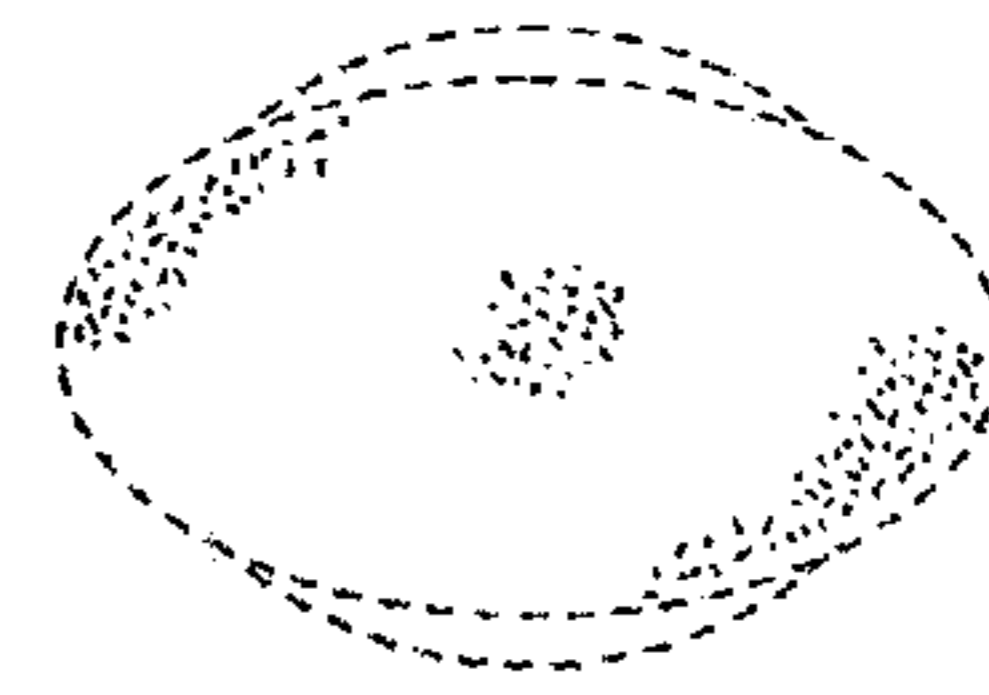


FIG. 29

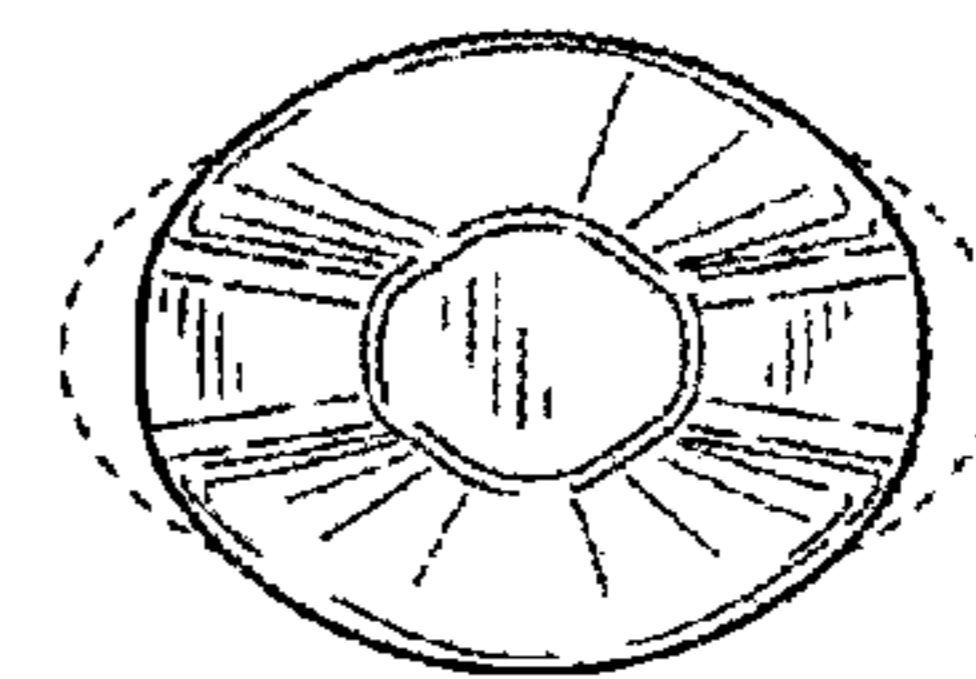


FIG. 30

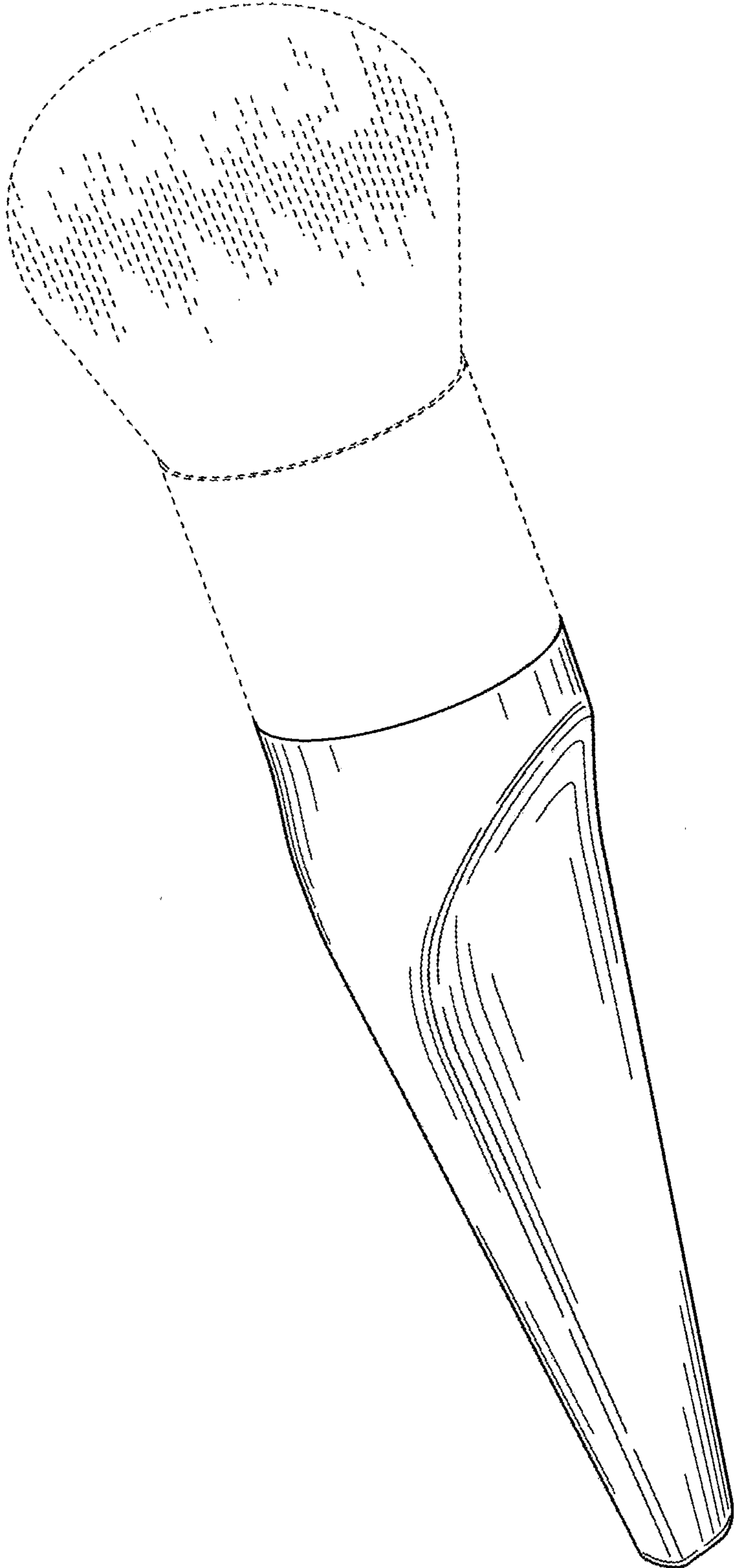


FIG. 31

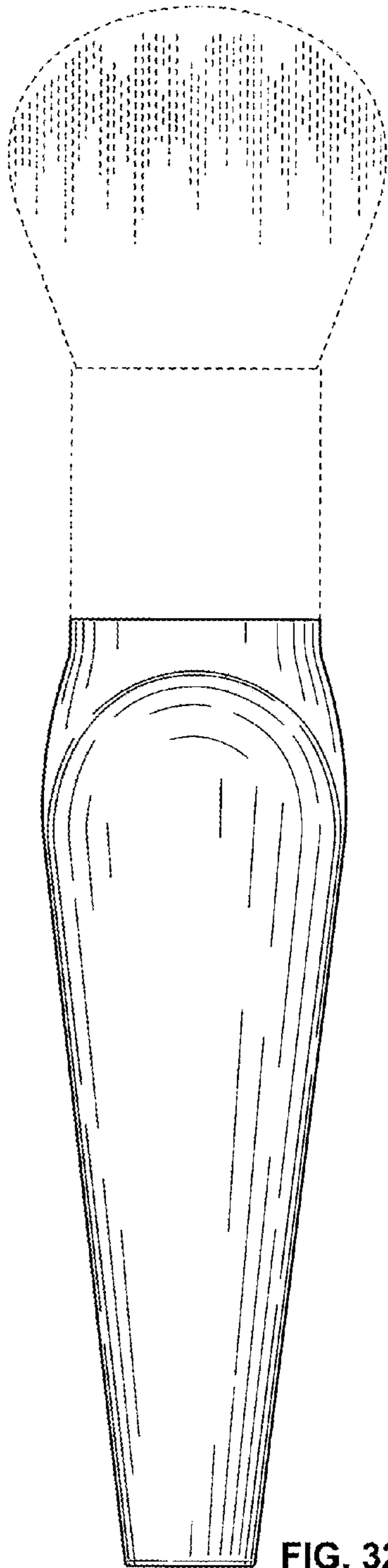


FIG. 32

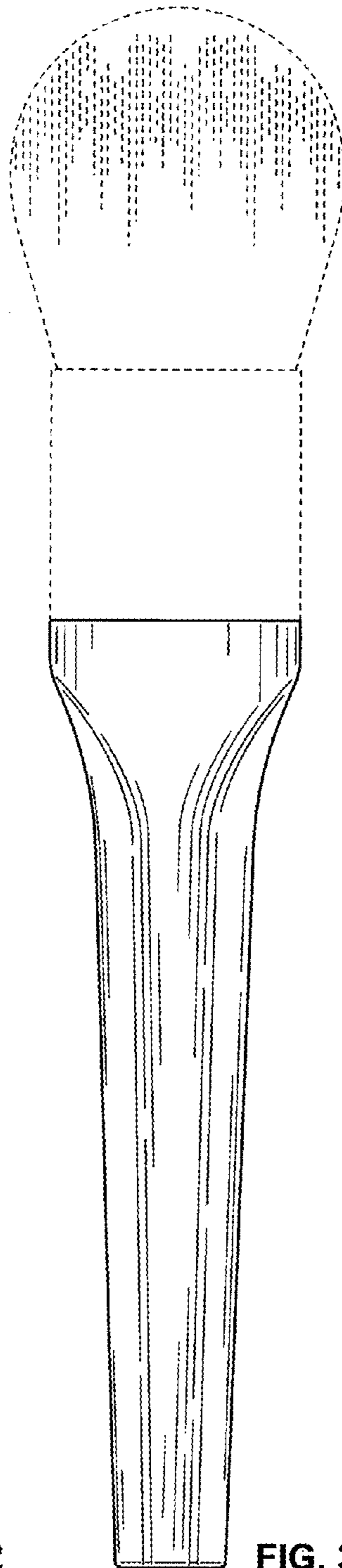


FIG. 33

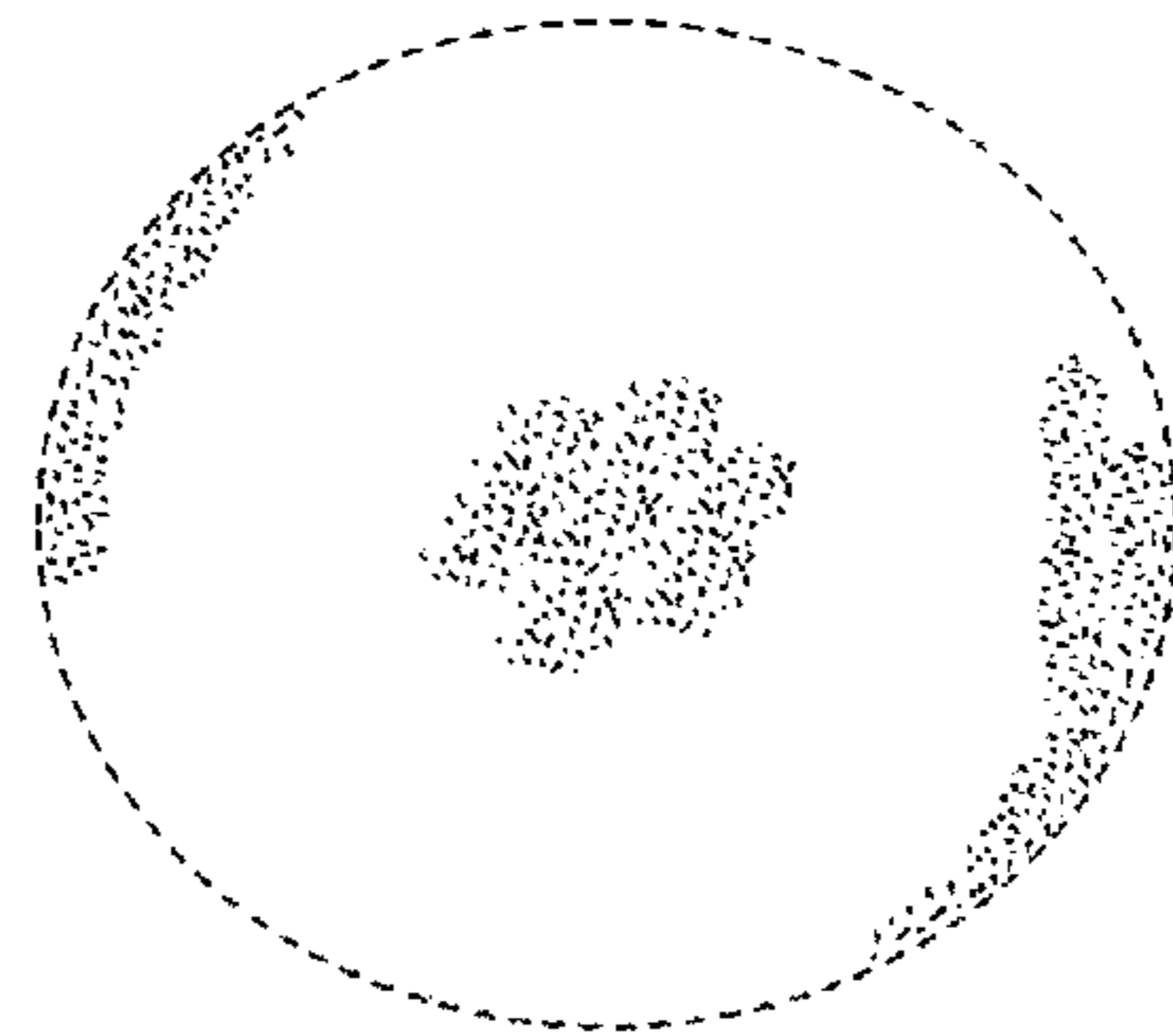


FIG. 34

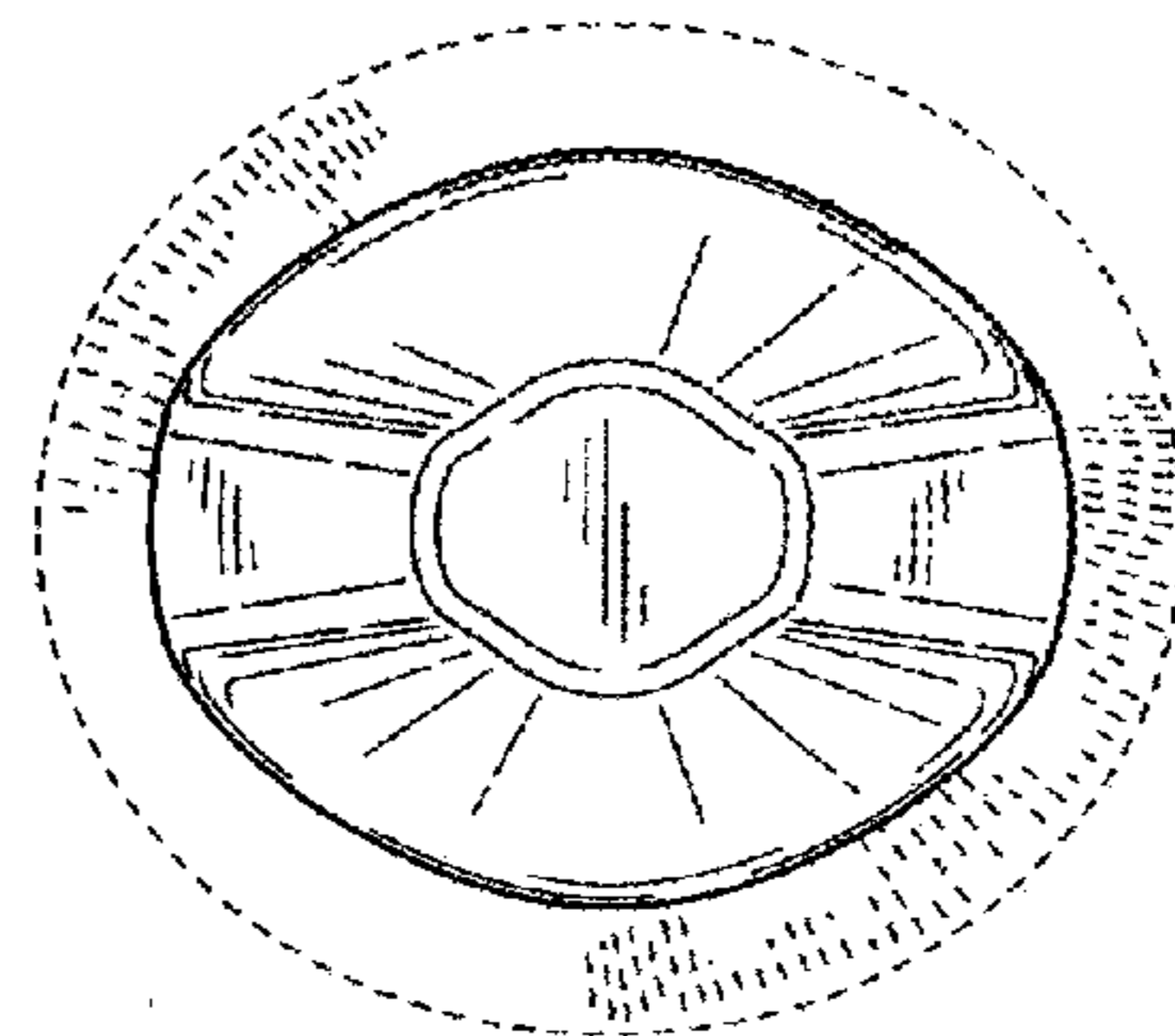


FIG. 35