

US00D756106S

(12) **United States Design Patent**  
**Reisbeck**

(10) **Patent No.:** **US D756,106 S**  
(45) **Date of Patent:** **\*\* May 17, 2016**

(54) **BUTTSTOCK CONNECTION FOR FIREARM SLING**

(71) Applicant: **Upland Sportsman, LLC**, Denver, CO (US)

(72) Inventor: **Andrew Reisbeck**, Denver, CO (US)

(73) Assignee: **Upland Sportsman, LLC**, Denver, CO (US)

(\*\*) Term: **14 Years**

(21) Appl. No.: **29/504,763**

(22) Filed: **Oct. 9, 2014**

(51) **LOC (10) Cl.** ..... **03-01**

(52) **U.S. Cl.**  
USPC ..... **D3/222; D3/262**

(58) **Field of Classification Search**  
USPC ..... D3/222, 262, 215, 226  
CPC ..... A01K 97/08; F41C 23/02; F41C 33/002;  
F41C 33/003; Y10S 224/913  
See application file for complete search history.

(56) **References Cited**

**U.S. PATENT DOCUMENTS**

2,282,428	A	5/1942	Rigandi	
2,576,559	A *	11/1951	Bennek	..... F41C 33/002 224/149
2,588,467	A *	3/1952	Barney	..... F41C 33/003 224/149
2,828,058	A *	3/1958	Arpin	..... F41C 33/003 224/149
2,884,172	A *	4/1959	Kubo	..... F41C 23/02 224/149

(Continued)

**FOREIGN PATENT DOCUMENTS**

EP 2189748 5/2010

**OTHER PUBLICATIONS**

English Translation of EP 2189748 obtained from Google Patents, Published May 26, 2010, 3 pp.

*Primary Examiner* — Mitchell Siegel

(74) *Attorney, Agent, or Firm* — Trenner Law Firm, LLC; Mark D. Trenner

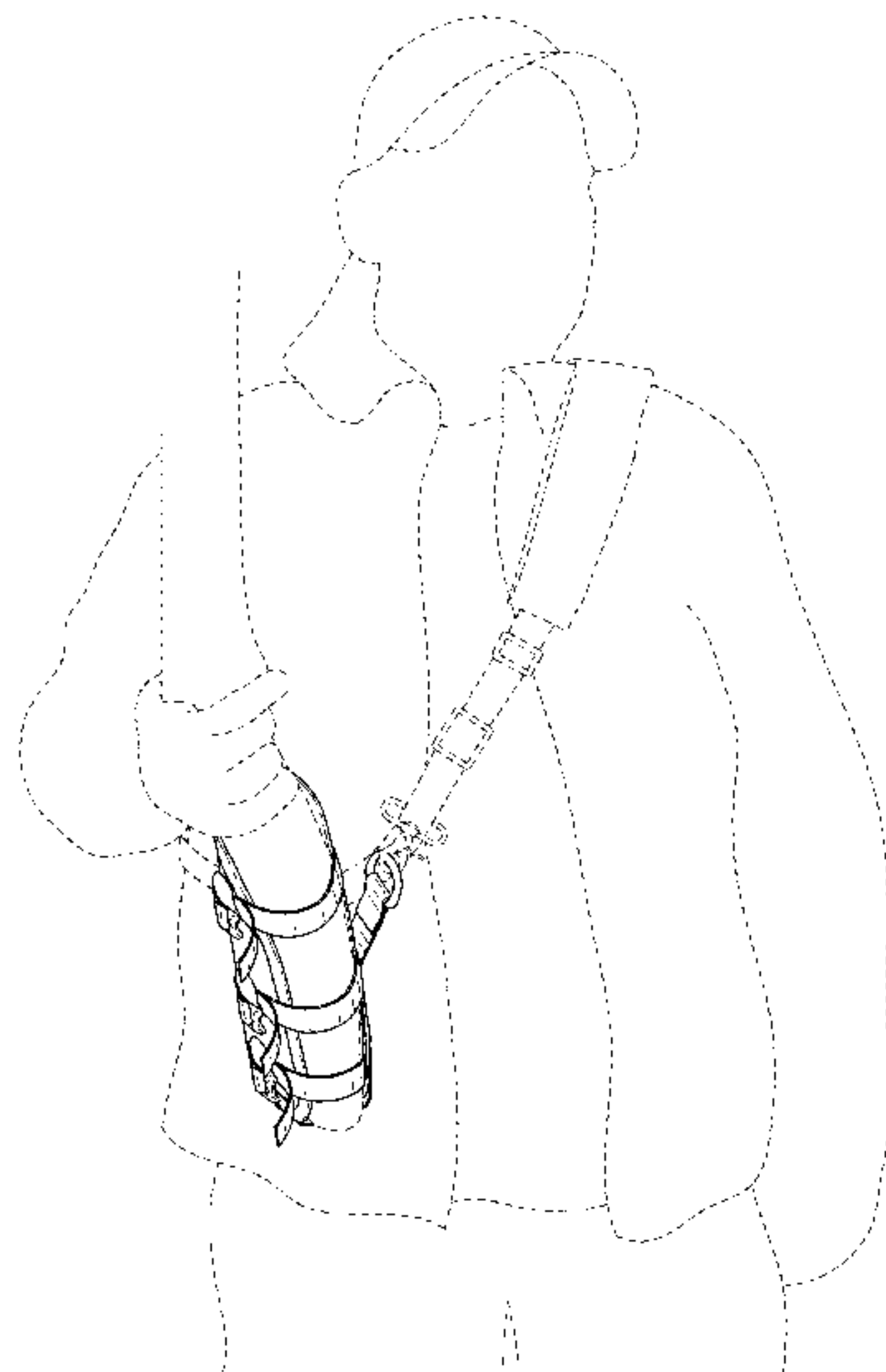
(57) **CLAIM**

The ornamental design for a buttstock connection for firearm sling, as shown and described.

**DESCRIPTION**

FIG. 1 is a perspective view of the buttstock connection for firearm sling, wherein the buttstock connection is shown with the firearm in a lowered position;  
FIG. 2 is a perspective view of the buttstock connection for firearm sling, wherein the buttstock connection is shown with the firearm in a raised position;  
FIG. 3 is a perspective view of a right-hand buttstock connection for firearm sling;  
FIG. 4 is a bottom view of the design corresponding to FIG. 3;  
FIG. 5 is a top view of the design corresponding to FIG. 3;  
FIG. 6 is a right-side view of the design corresponding to FIG. 3;  
FIG. 7 is a left-side view of the design corresponding to FIG. 3;  
FIG. 8 is a front-side view of the design corresponding to FIG. 3; and  
FIG. 9 is a back-side view of the design corresponding to FIG. 1; and,  
FIG. 10 is a perspective view of a left-hand buttstock connection for firearm sling, wherein the top, bottom, and side views are mirror images of those shown in FIGS. 4-9.  
The broken line showing of is included for the purpose of illustrating and forms no part of the claimed design.

**1 Claim, 6 Drawing Sheets**



(56)

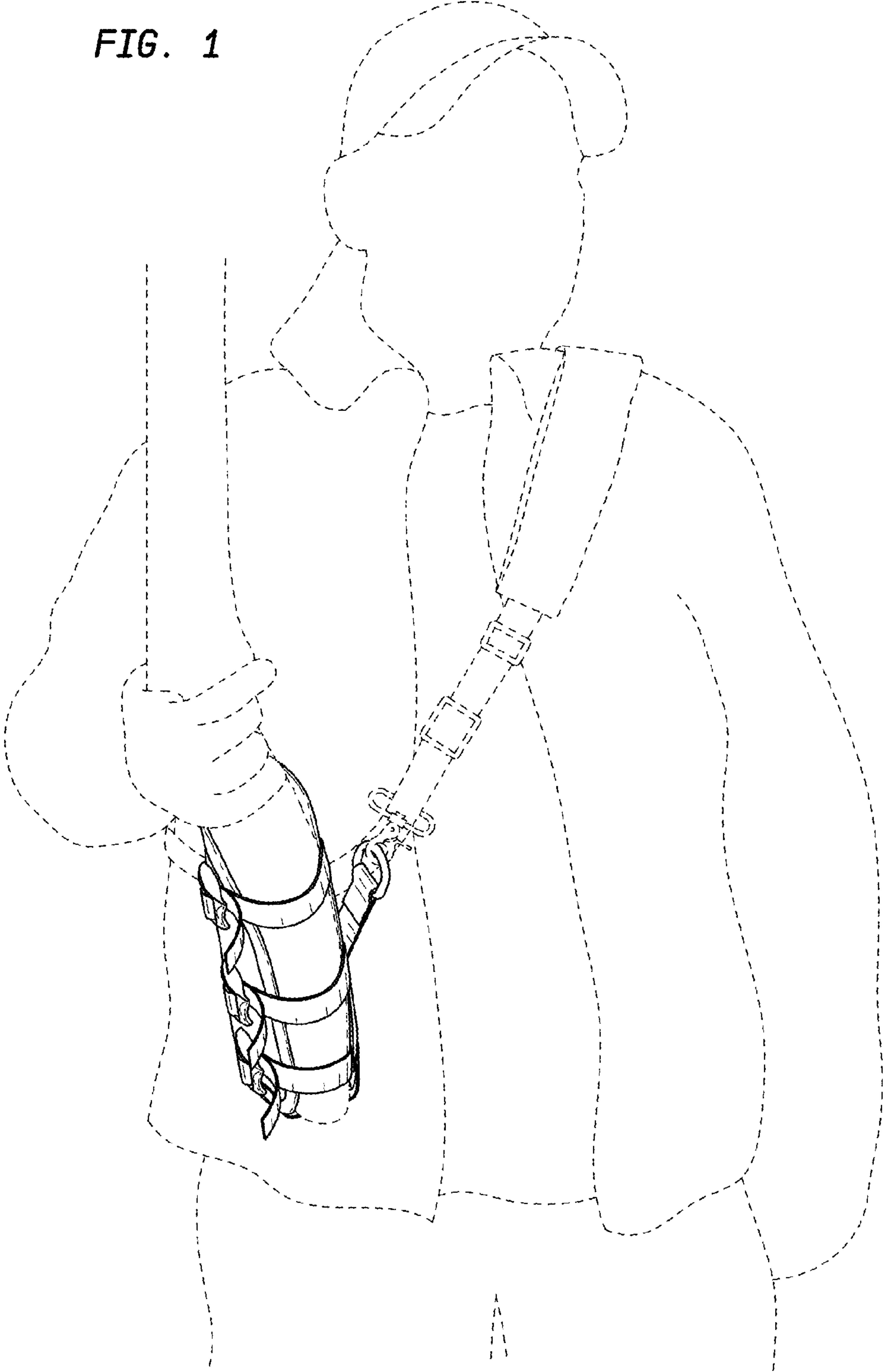
References Cited

U.S. PATENT DOCUMENTS

2,948,449 A *	8/1960	Aronson .....	F41C 33/003 224/149	5,265,365 A	11/1993	Finn	
3,081,923 A *	3/1963	Bagby .....	F41C 33/003 224/149	5,575,411 A *	11/1996	Hightower .....	F41C 23/02 224/149
3,182,871 A *	5/1965	Gossler .....	F41C 33/002 224/149	5,664,721 A *	9/1997	Homeyer .....	A01K 97/08 224/149
3,422,497 A *	1/1969	Lyons .....	F41C 33/003 224/149	5,810,219 A	9/1998	Rosenfield	
3,869,074 A *	3/1975	Roach .....	F41C 33/005 224/149	6,112,448 A	9/2000	Gray et al.	
4,098,441 A *	7/1978	Campbell .....	F41C 33/002 224/150	6,152,338 A *	11/2000	Smith .....	A01K 97/10 224/149
4,120,108 A	10/1978	Vickers et al.		6,176,407 B1	1/2001	Jones et al.	
4,280,644 A	7/1981	Shindelka		D461,307 S *	8/2002	Loyd .....	D3/222
4,299,343 A	11/1981	Atchisson		7,506,470 B2	3/2009	Pereksta	
4,420,104 A *	12/1983	DiIenno .....	A45F 5/021 224/250	D618,455 S *	6/2010	Froyd .....	D3/222
4,555,051 A	11/1985	Johnson		7,814,697 B2	10/2010	Esch	
4,691,852 A	9/1987	Phelps		D644,429 S *	9/2011	Froyd .....	D3/222
D293,857 S *	1/1988	Stout .....	224/250	8,047,729 B2	11/2011	Kope et al.	
D300,989 S *	5/1989	Kovach .....	224/916	D662,399 S	6/2012	Kope	
D304,977 S *	12/1989	Pappas .....	224/150	8,312,662 B2	11/2012	Rogers et al.	
4,964,553 A	10/1990	Glynn		8,393,504 B2	3/2013	Scott	
5,092,505 A	3/1992	Olschlager		8,430,285 B2	4/2013	Burnsed, Jr.	
D325,300 S *	4/1992	Miklus, II .....	D3/222	8,540,126 B2 *	9/2013	Kawamoto .....	A45F 5/02 224/149
				2007/0278262 A1	12/2007	Gallagher	
				2008/0217371 A1	9/2008	Wemmer	
				2010/0206921 A1	8/2010	Shen	
				2011/0017788 A1	1/2011	Haley et al.	
				2011/0186603 A1	8/2011	Alford	

\* cited by examiner

FIG. 1



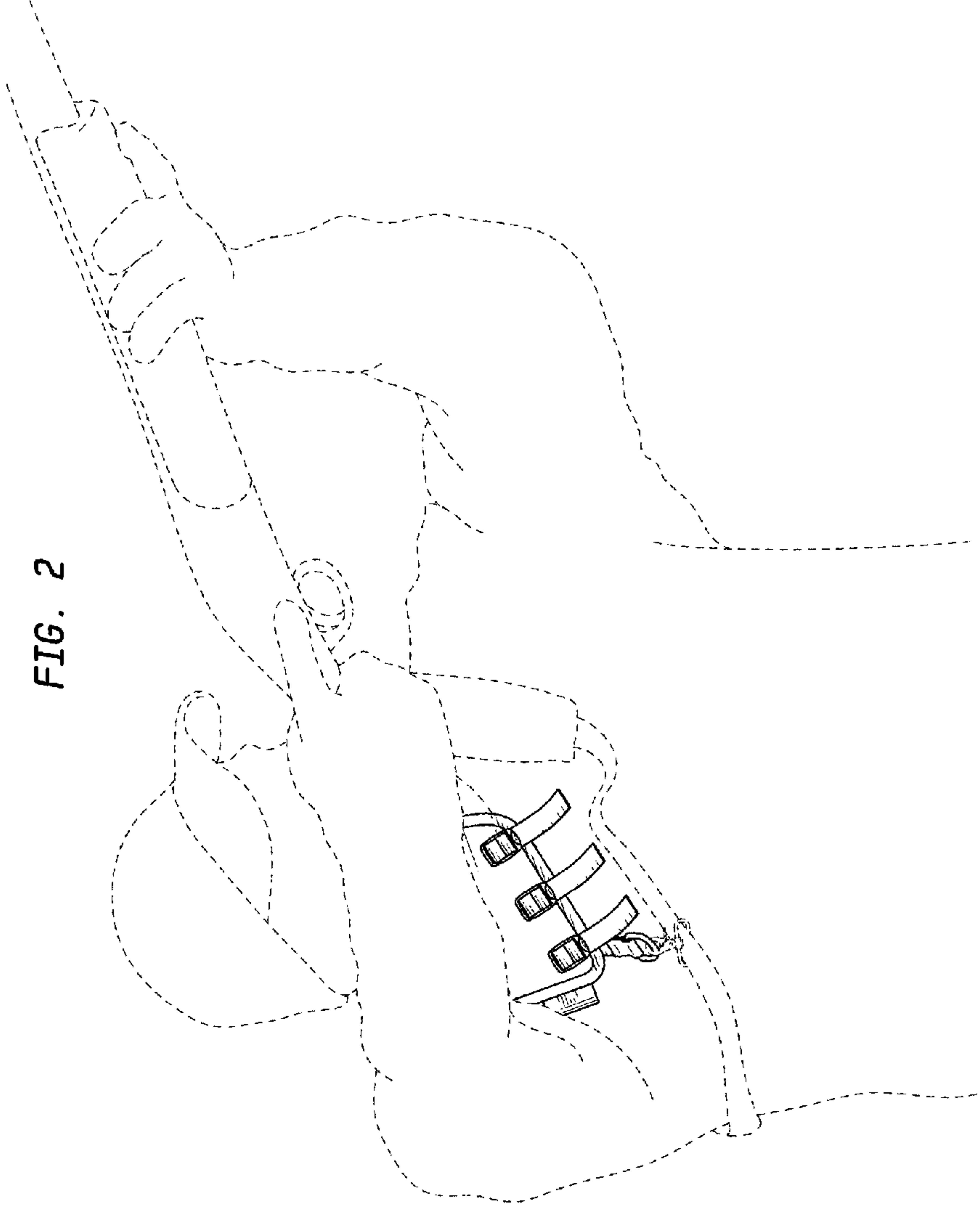


FIG. 2

FIG. 3

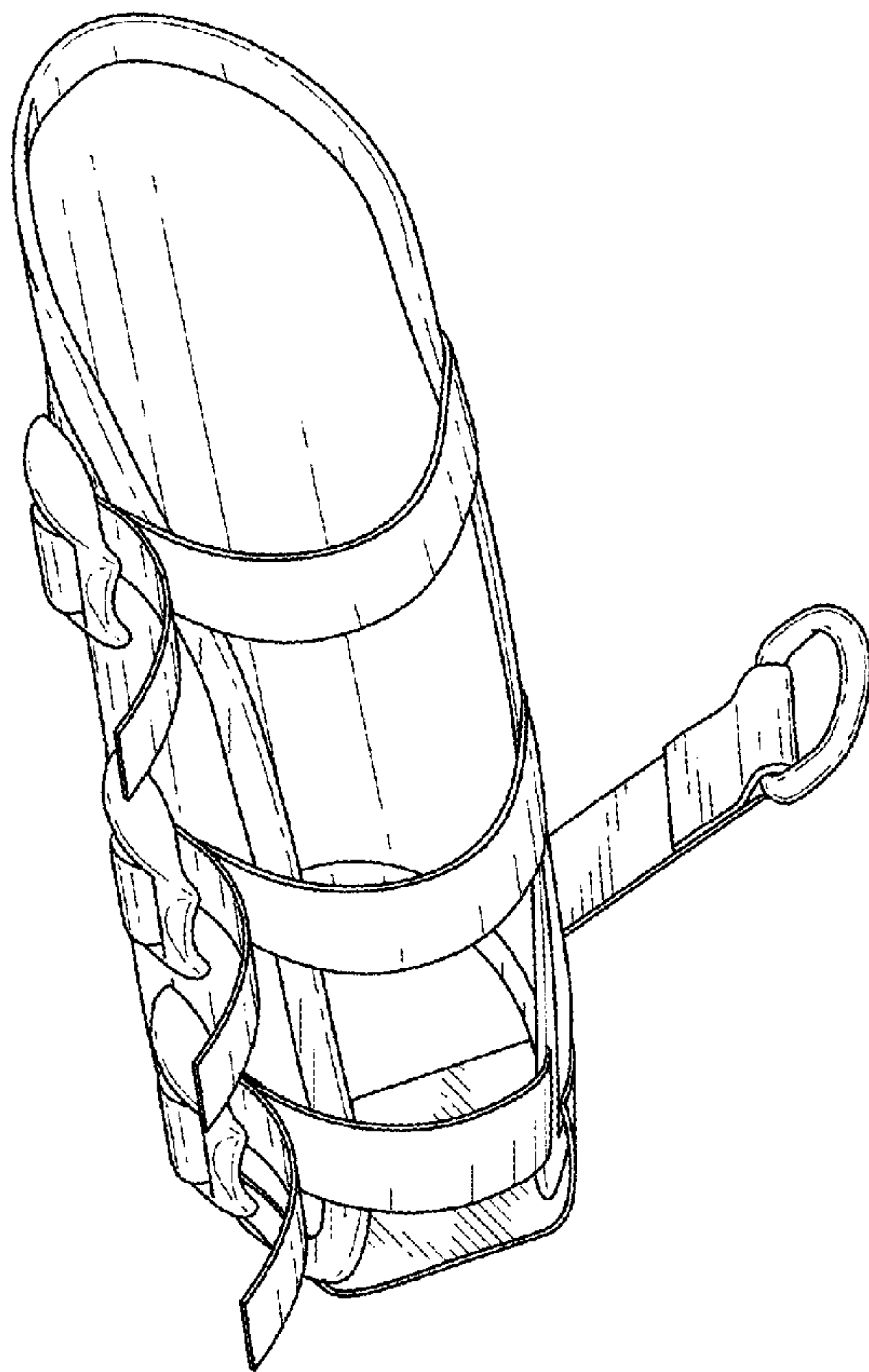


FIG. 4

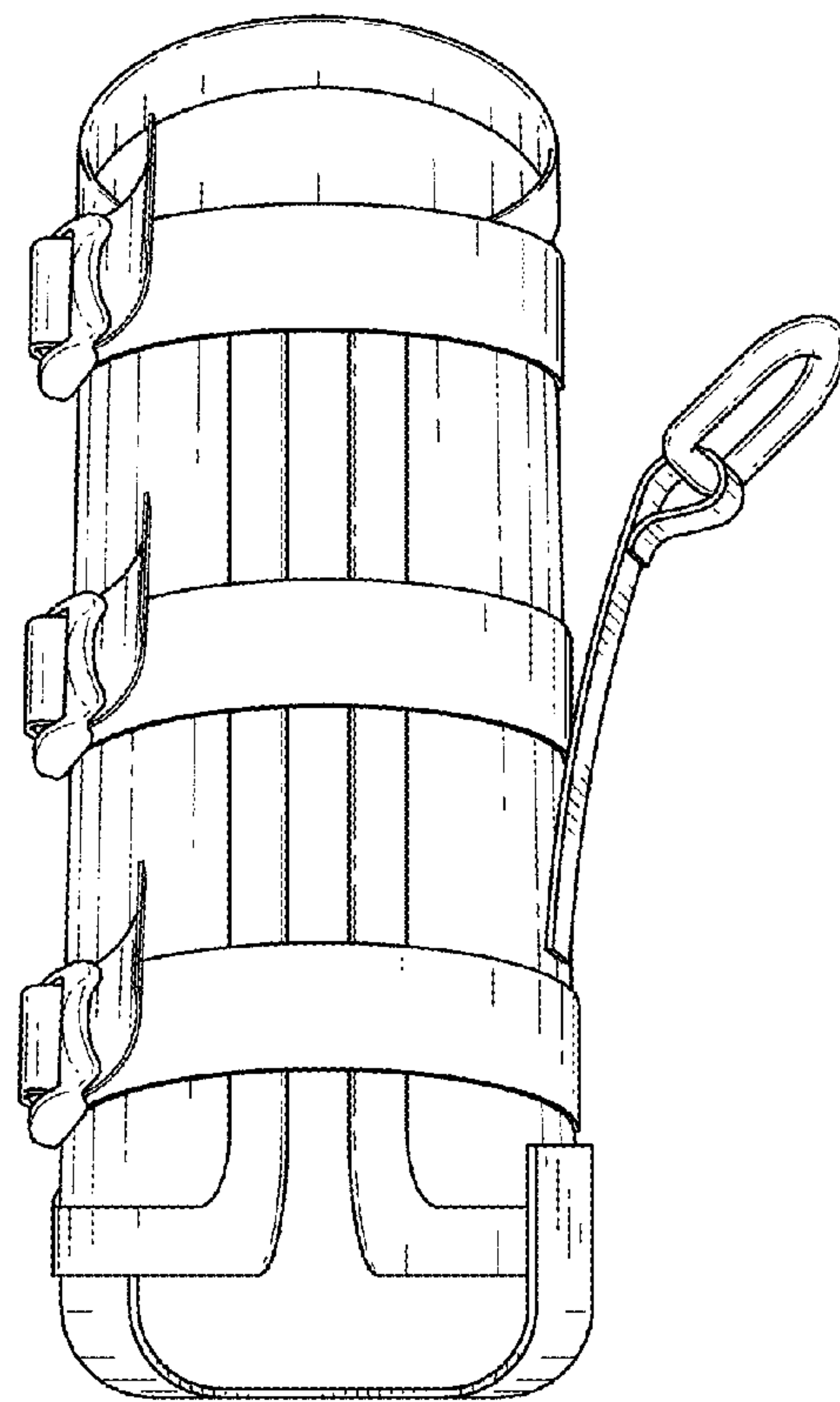




FIG. 6

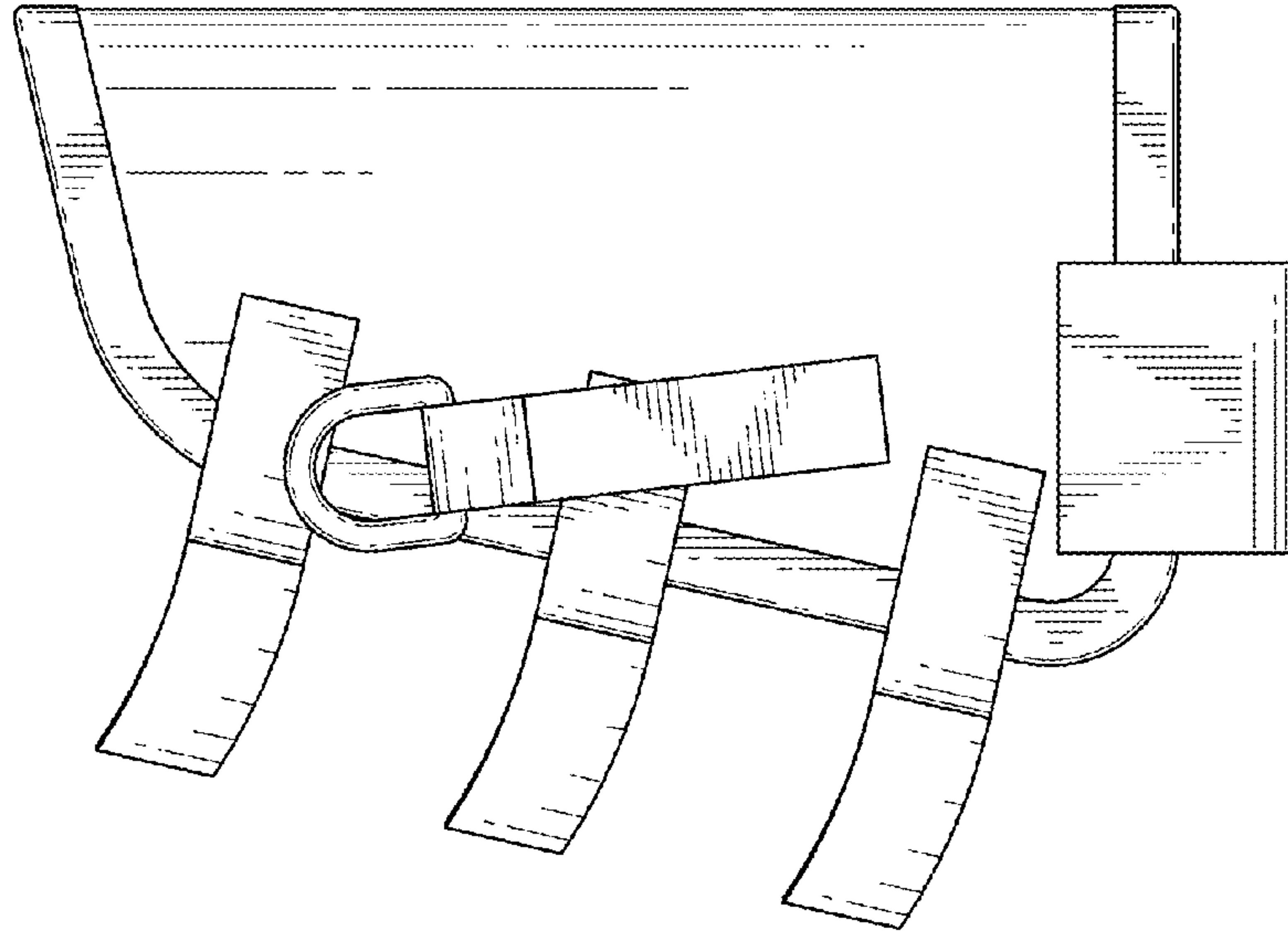
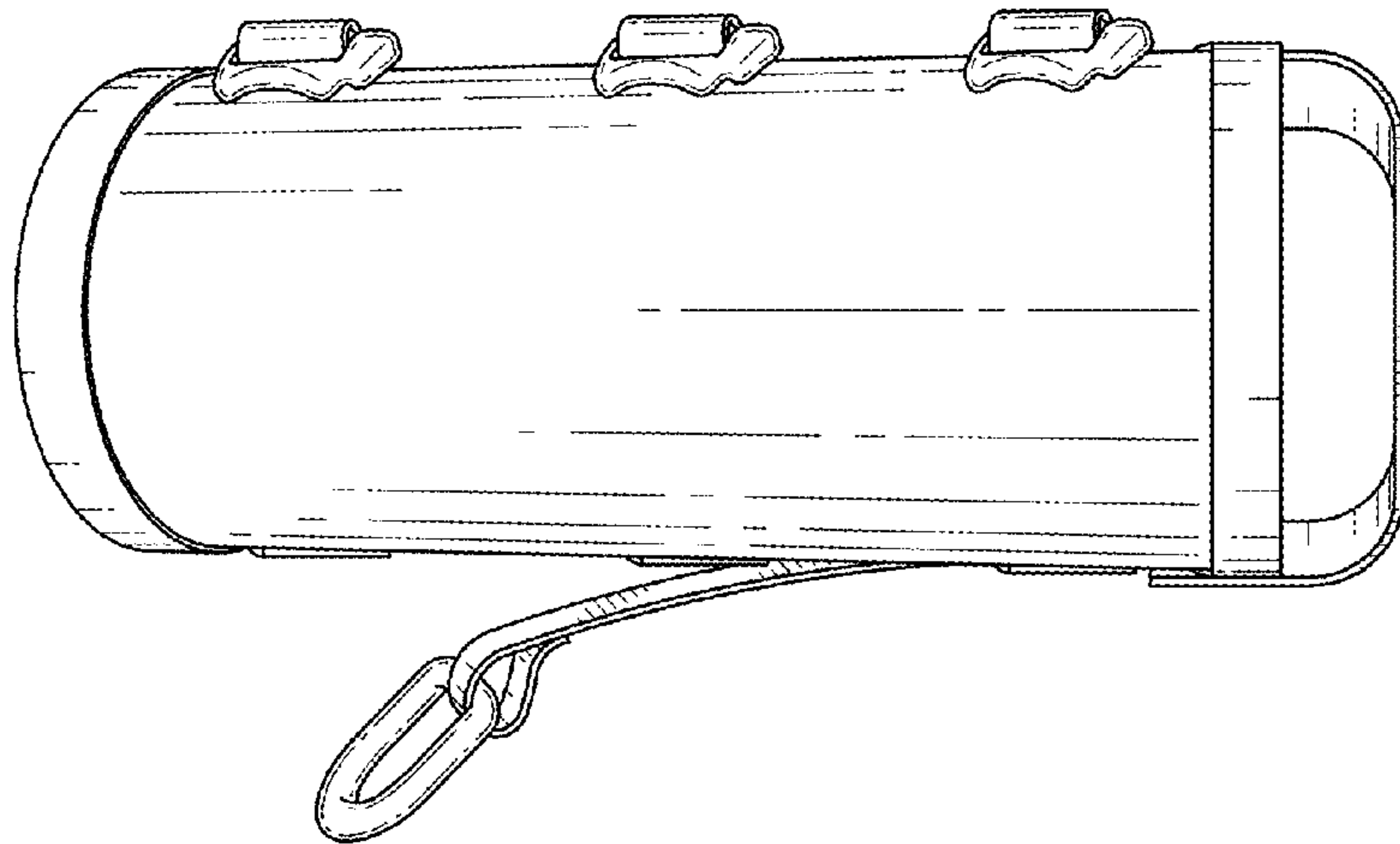


FIG. 5



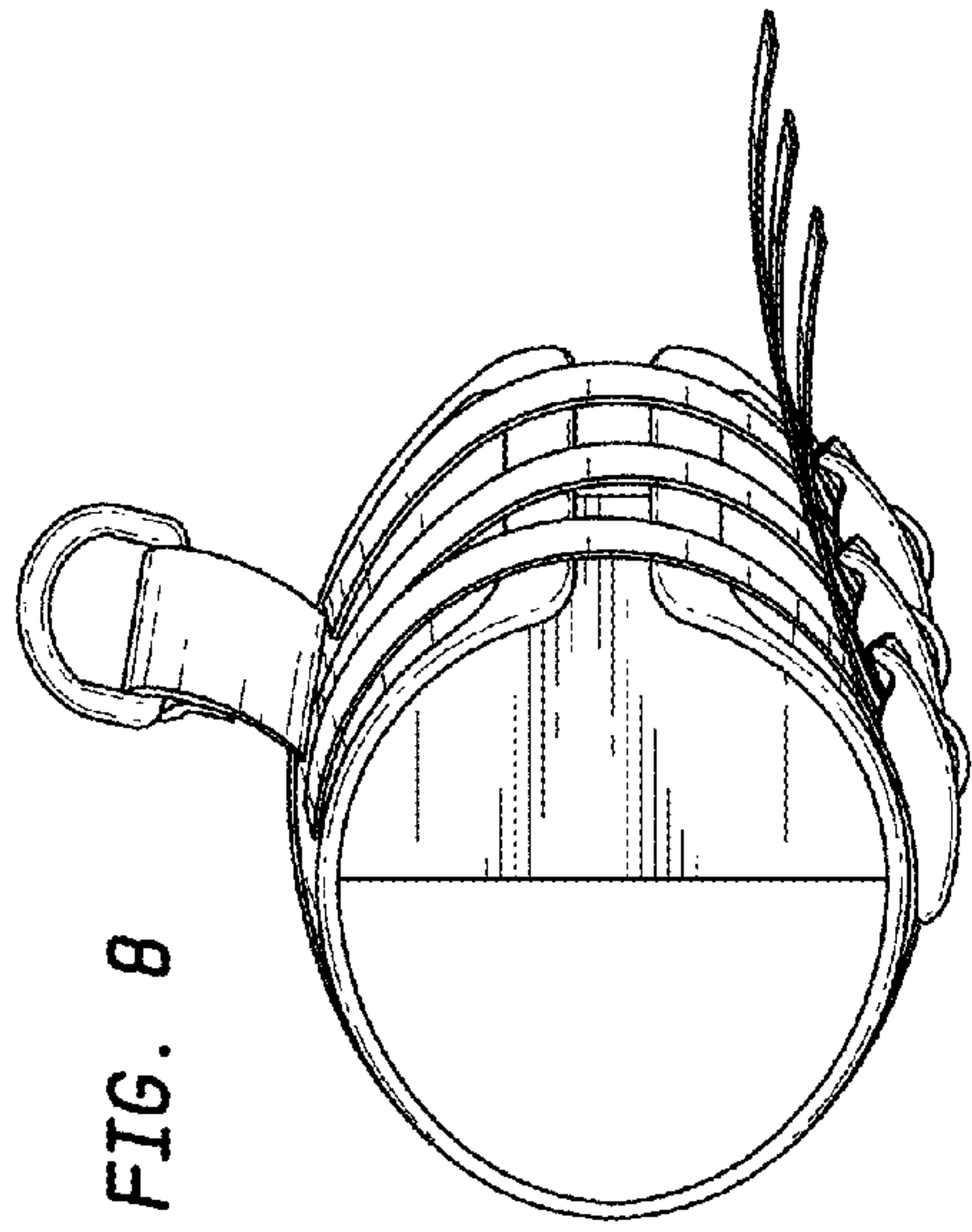


FIG. 8




FIG. 9

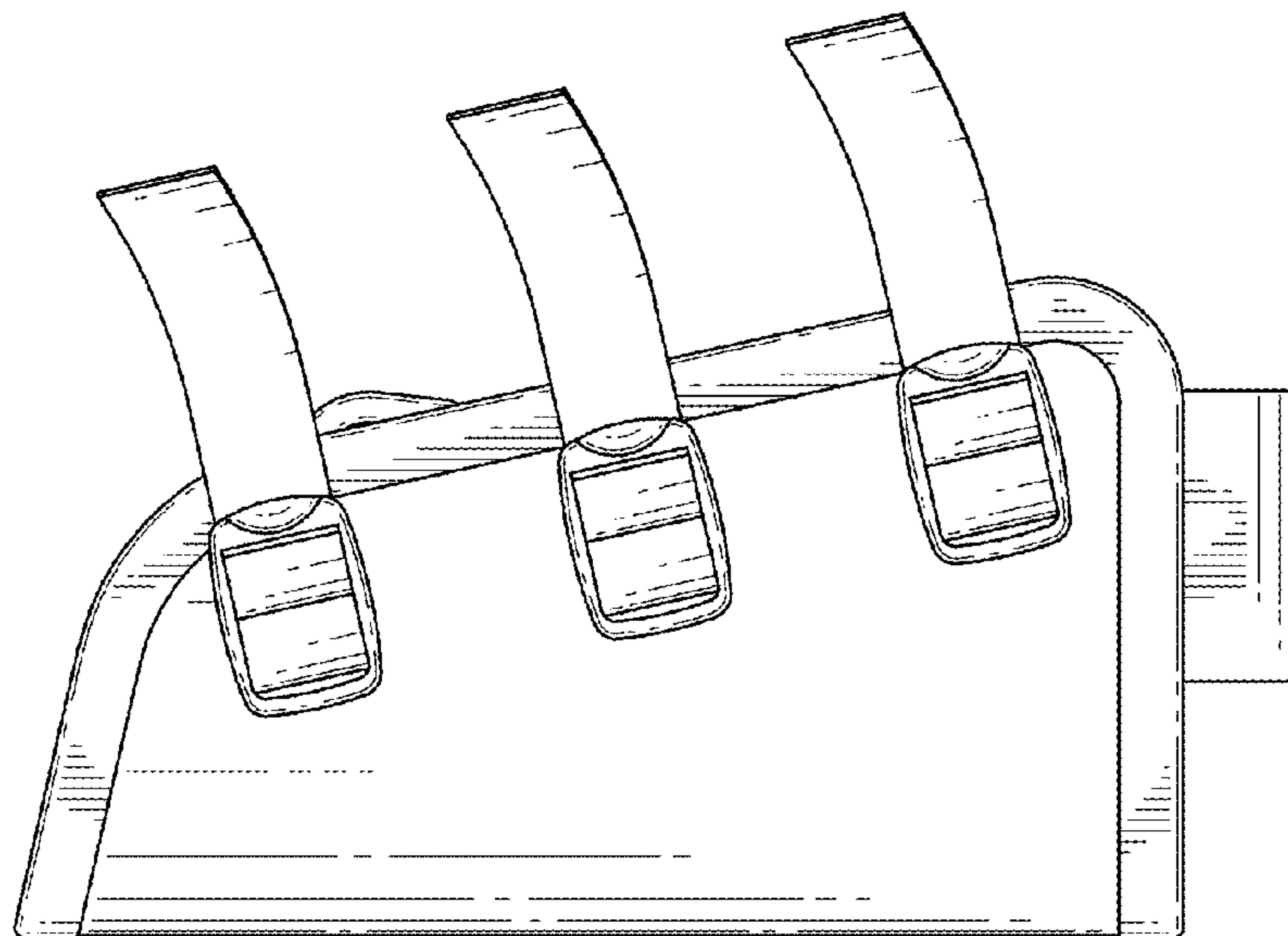


FIG. 7

FIG. 10

