



US00D756101S

(12) **United States Design Patent**
Portzline

(10) **Patent No.:** **US D756,101 S**

(45) **Date of Patent:** **** May 17, 2016**

(54) **FOOTWEAR**

(71) Applicant: **Sorel Corporation**, Portland, OR (US)

(72) Inventor: **William Scott Portzline**, Portland, OR (US)

(73) Assignee: **Sorel Corporation**, Portland, OR (US)

(**) Term: **14 Years**

(21) Appl. No.: **29/515,175**

(22) Filed: **Jan. 20, 2015**

(51) **LOC (10) Cl.** **02-99**

(52) **U.S. Cl.**
USPC **D2/973**

(58) **Field of Classification Search**
USPC D2/902, 906-908, 944, 969, 971-974, D2/978
CPC .. A43B 13/181; A43B 13/141; A43B 13/186; A43B 13/188; A43B 23/00; A43B 23/02; A43B 5/00; A43B 23/26; A43B 1/04; A43B 11/14; A43B 7/00; A43C 1/00; A43C 11/00
See application file for complete search history.

(56) **References Cited**

U.S. PATENT DOCUMENTS

2,287,985	A *	6/1942	Gookin	A43C 5/00
					24/715.1
D278,186	S *	4/1985	Michaeli	D2/969
D278,758	S *	5/1985	Michaeli	D2/969
D278,850	S *	5/1985	Michaeli	D2/969
D293,846	S *	1/1988	Bua	D2/969
D305,076	S *	12/1989	Crowley	D2/969
D318,752	S *	8/1991	Jimenez	D2/973

D322,712	S *	12/1991	Aveni	D2/973
D328,384	S *	8/1992	Rogers	D2/973
D373,460	S *	9/1996	Crowley	D2/969
D379,865	S *	6/1997	Hewett	D2/969
D386,292	S *	11/1997	Brooks	D2/969
D386,294	S *	11/1997	Brooks	D2/969
D397,841	S *	9/1998	Munns	D2/902
D402,457	S *	12/1998	Greenberg	D2/969
D421,176	S *	2/2000	Matis	D2/902
D423,204	S *	4/2000	Lamprou	D2/902
D424,290	S *	5/2000	Lamprou	D2/902
D437,675	S *	2/2001	Dahlsten	D2/902
D485,051	S *	1/2004	Bradford	D2/969
D529,706	S *	10/2006	Paz	D2/972
D539,020	S *	3/2007	Belley	D2/969

* cited by examiner

Primary Examiner — Dominic Simone

(74) *Attorney, Agent, or Firm* — Schwabe, Williamson & Wyatt, P.C.


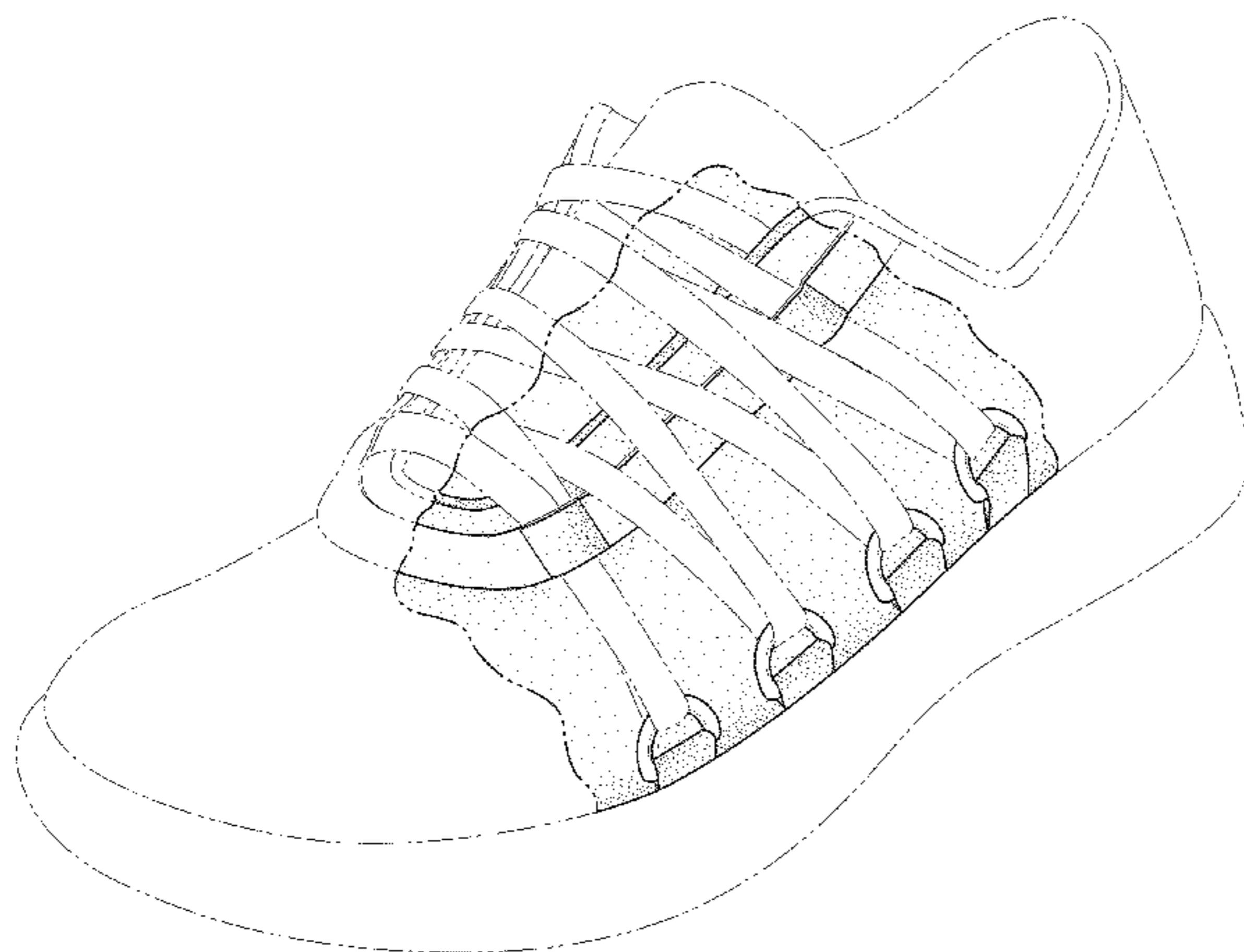
(57) **CLAIM**

I claim the ornamental design for footwear, as shown and described.

DESCRIPTION

FIG. 1 is a front perspective view of footwear, showing my new design;
FIG. 2 is a right side view thereof;
FIG. 3 is a back perspective view thereof;
FIG. 4 is a front perspective view thereof, with the laces removed;
FIG. 5 is a right side view thereof; and,
FIG. 6 is a back perspective view thereof.
The broken lines are included for illustrating environmental structure and form no part of the claimed design.

1 Claim, 6 Drawing Sheets



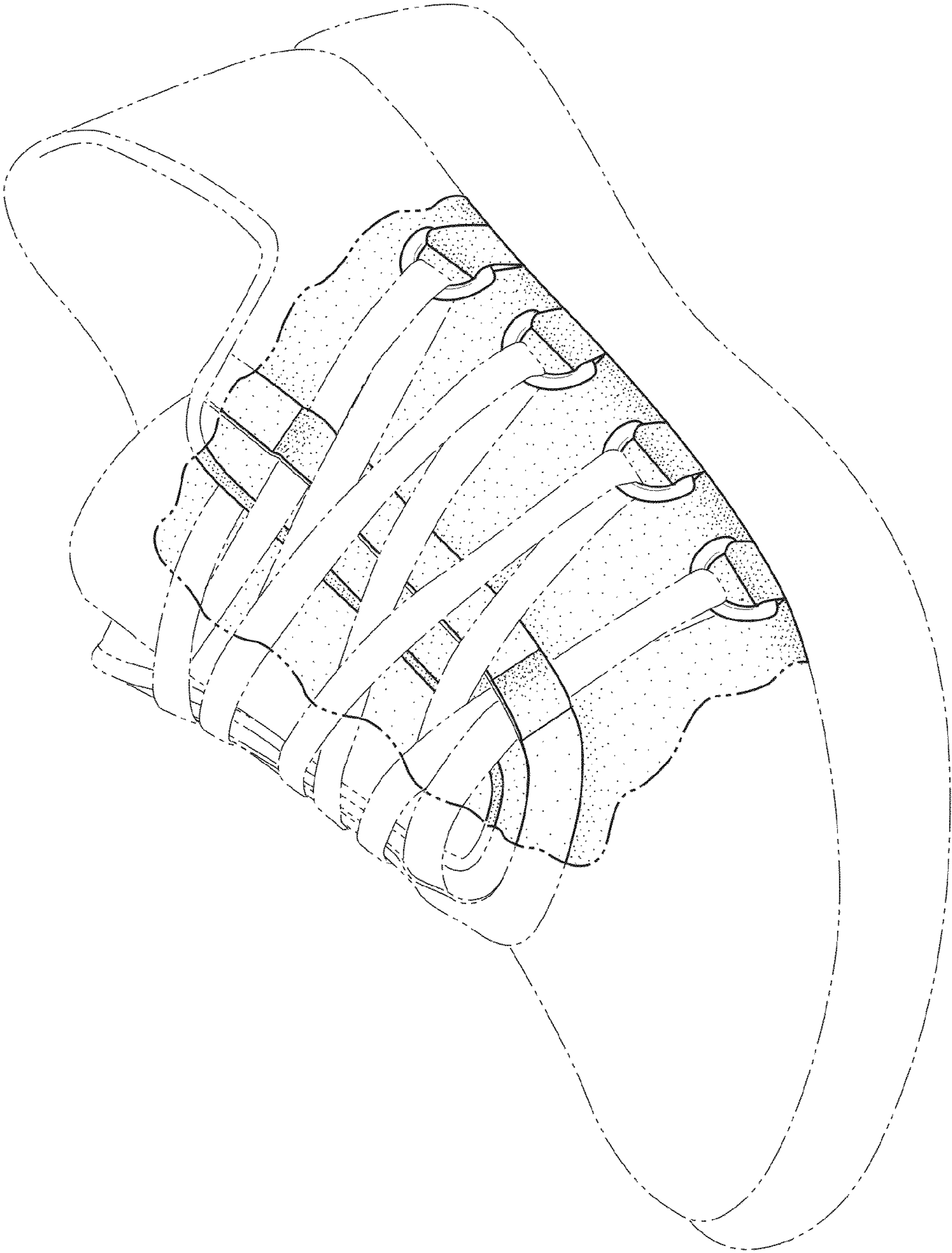


FIG. 1

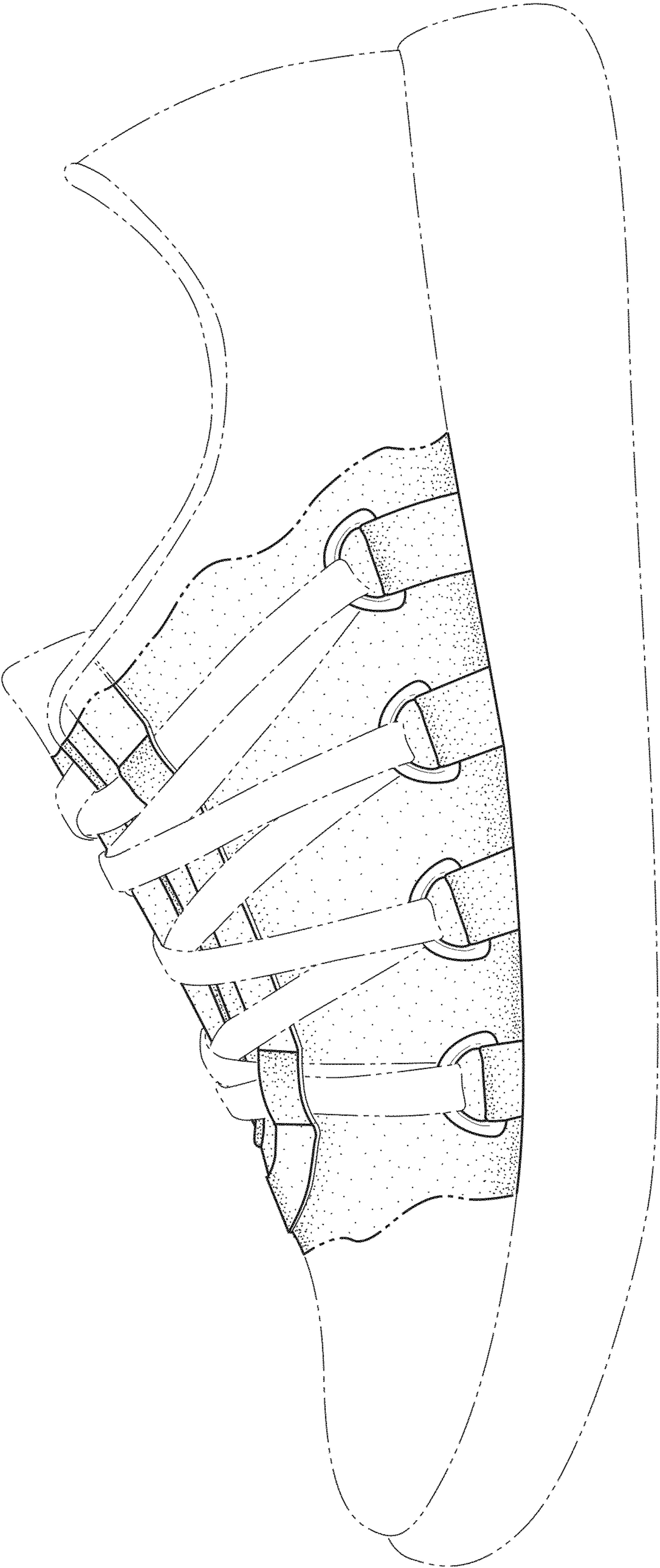


FIG. 2

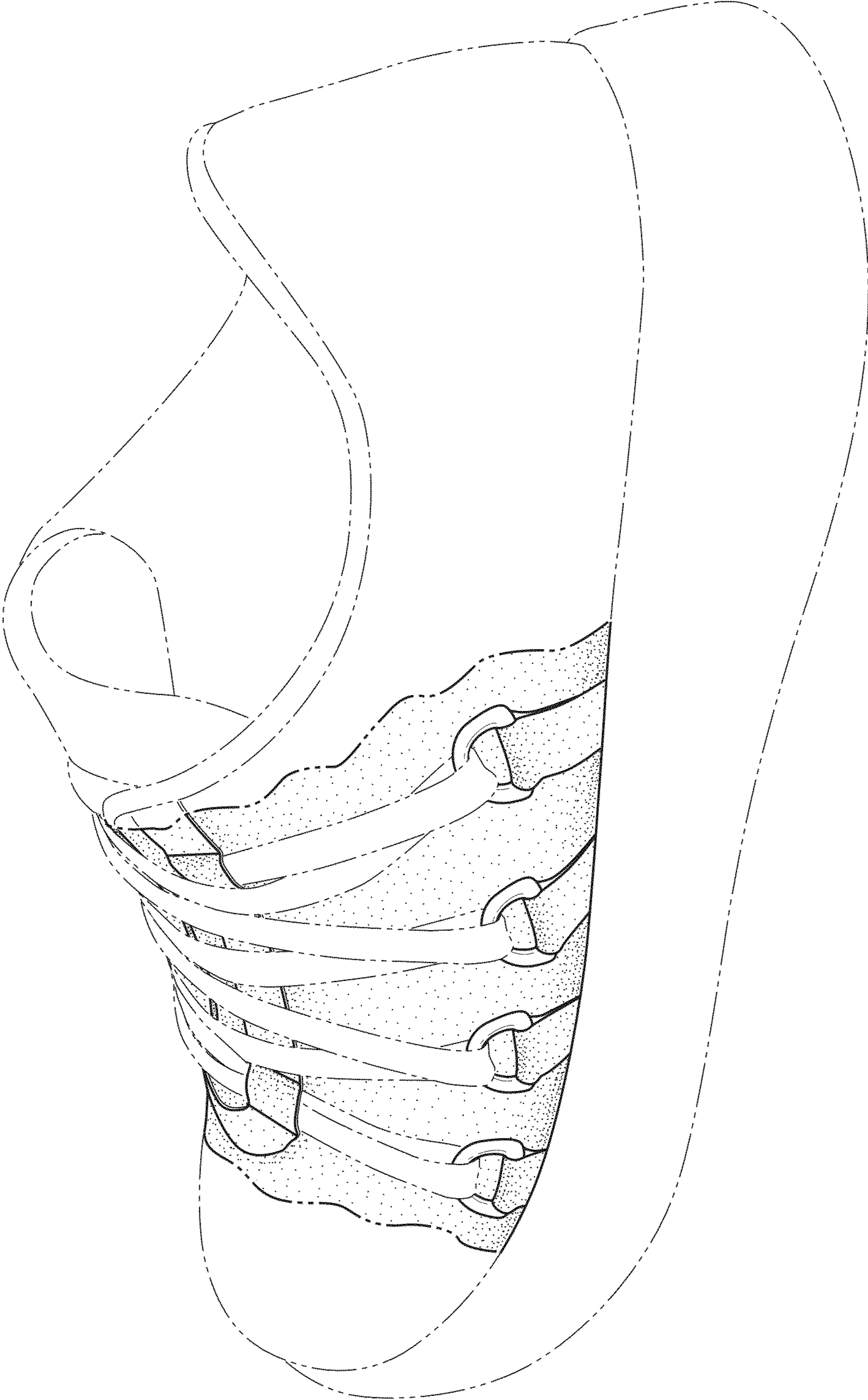


FIG. 3

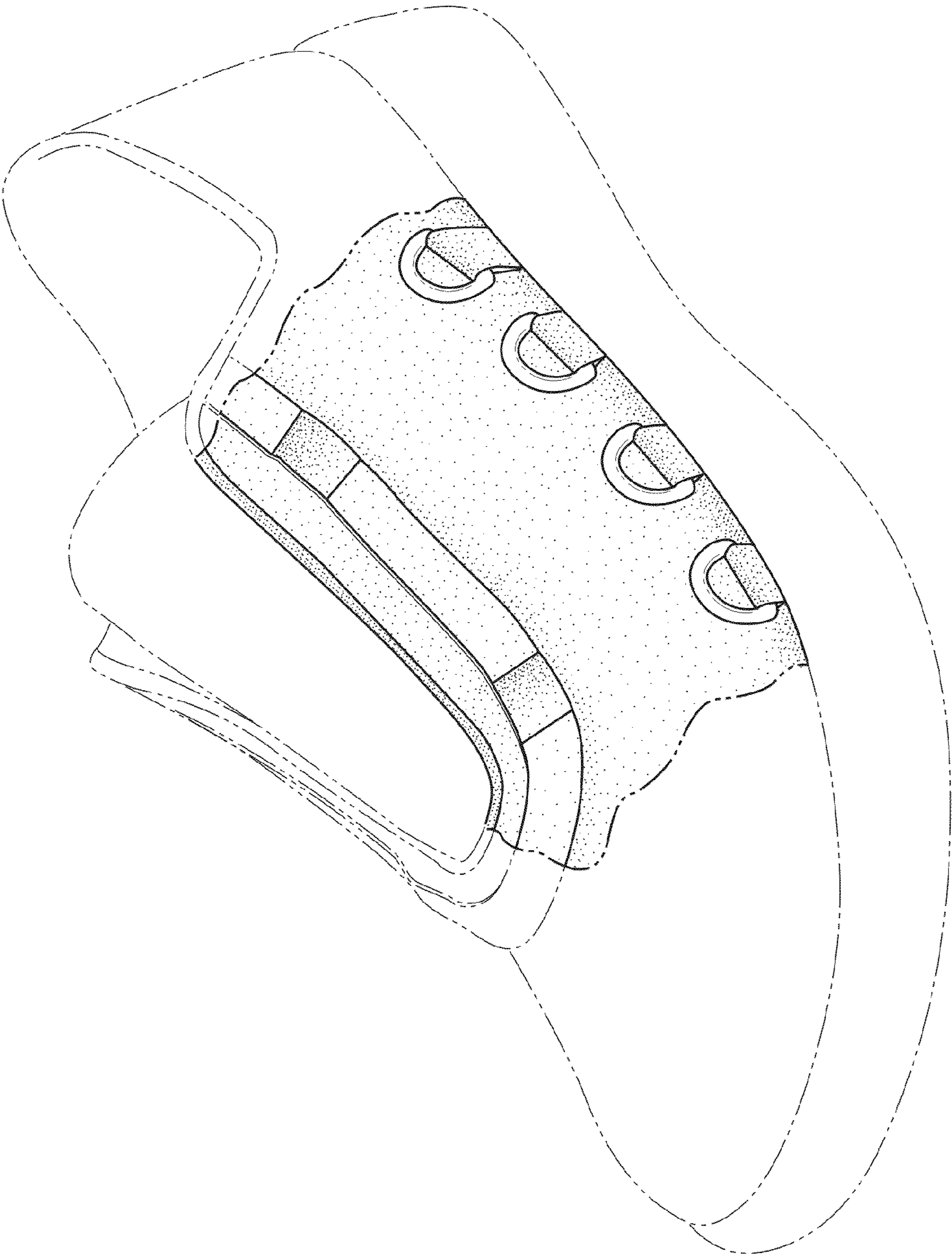


FIG. 4

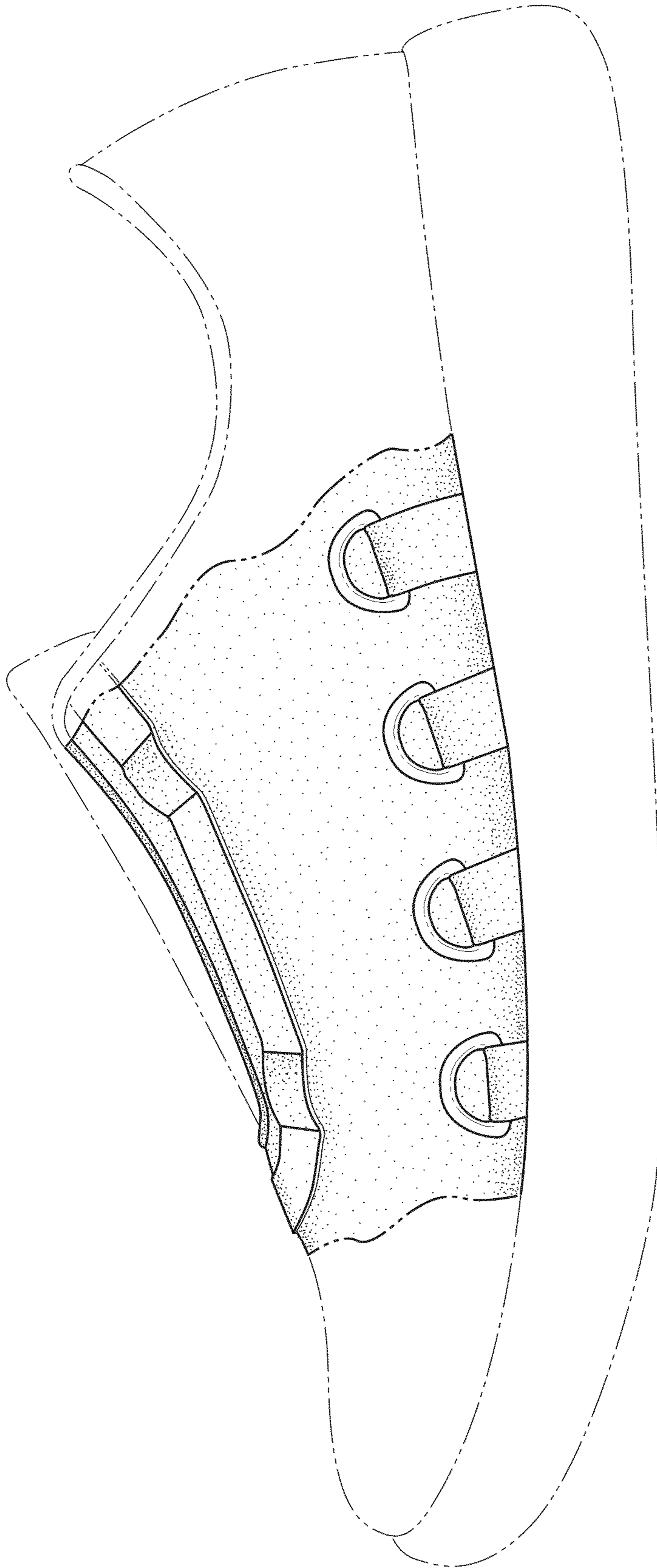


FIG. 5

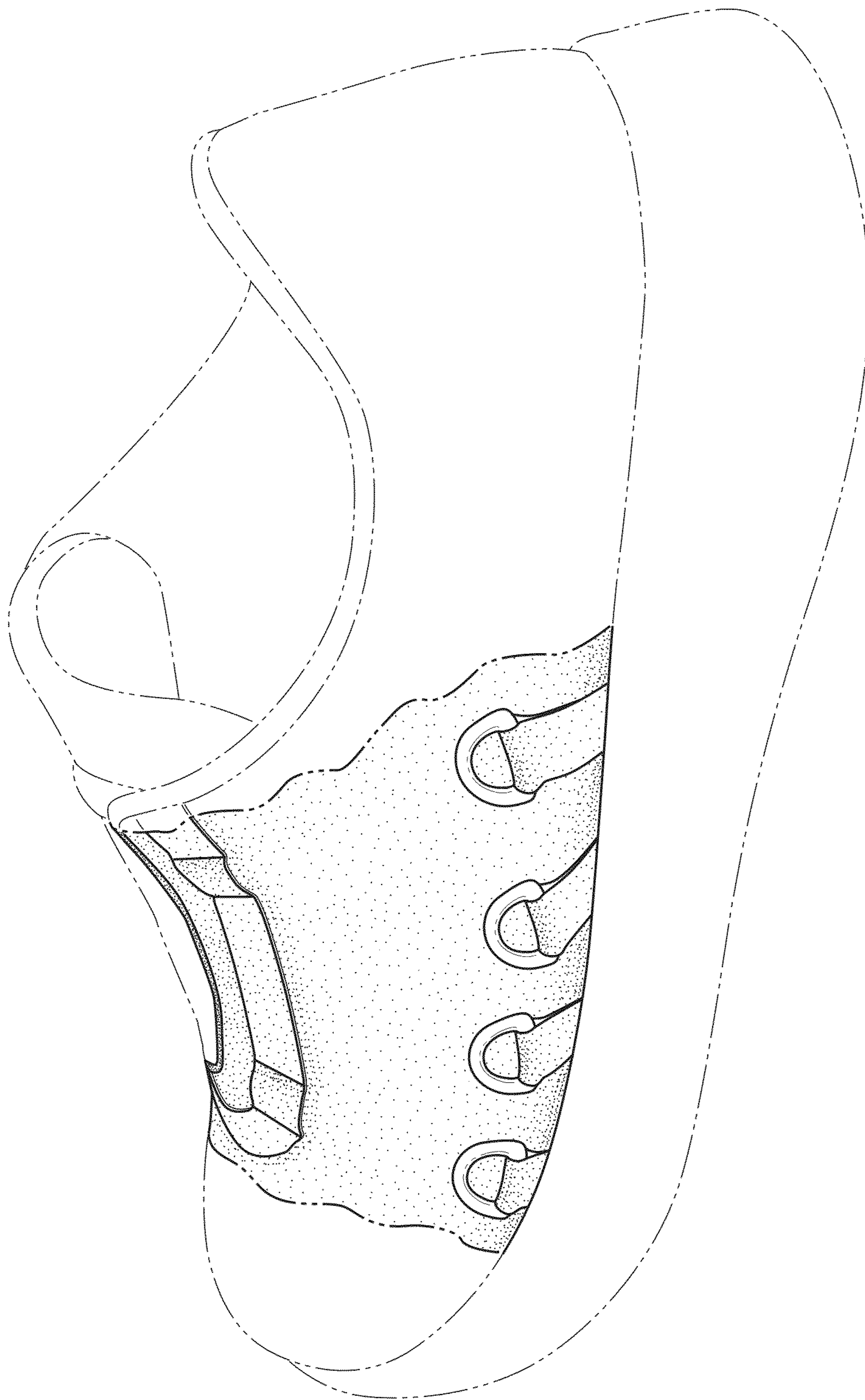


FIG. 6