

US00D756086S

(12) **United States Design Patent**
Bartel

(10) **Patent No.:** **US D756,086 S**

(45) **Date of Patent:** **** May 17, 2016**

(54) **SOLE**

(71) Applicant: **ECCO Sko A/S**, Bredebro (DK)

(72) Inventor: **Kaja Bartel**, Rodenas (DE)

(73) Assignee: **ECCO Sko A/S**, Bredebro (DK)

(**) Term: **14 Years**

(21) Appl. No.: **29/485,185**

(22) Filed: **Mar. 17, 2014**

(30) **Foreign Application Priority Data**

Sep. 18, 2013 (EM) 002311530-0009

(51) **LOC (10) Cl.** **02-04**

(52) **U.S. Cl.**
USPC **D2/950**; D2/947; D2/951; D2/956

(58) **Field of Classification Search**
USPC D2/902, 906, 908, 916, 918, 925,
D2/946-962, 977; 36/3 B, 22 R, 24.5, 25 R,
36/28, 32 R, 34 R, 59 C, 67 A, 103
CPC A43B 13/00; A43B 13/02; A43B 13/023;
A43B 13/026; A43B 13/04; A43B 13/08;
A43B 13/10; A43B 13/12; A43B 13/14;
A43B 13/141; A43B 13/143; A43B 13/16;
A43B 13/18; A43B 13/181; A43B 13/187;
A43B 13/189; A43B 13/20; A43B 13/22;
A43B 13/223; A43B 13/24; A43B 13/28;
A43B 13/30; A43B 13/32; A43B 13/34;
A43B 13/36

See application file for complete search history.

(56) **References Cited**

U.S. PATENT DOCUMENTS

D139,951 S * 1/1945 Kapteyn D2/950
D144,460 S * 4/1946 Koval D2/950
2,772,488 A * 12/1956 Meltzer 36/106

D186,843 S * 12/1959 Levine D2/950
D252,837 S * 9/1979 Cole D2/950
D265,691 S * 8/1982 Famolare, Jr. D2/950
D585,190 S * 1/2009 Choi D2/977
D594,637 S * 6/2009 Van Hulle D2/925
D595,034 S * 6/2009 Van Hulle D2/925
D653,021 S * 1/2012 McClaskie D2/952
D654,673 S * 2/2012 McClaskie D2/952
D655,900 S * 3/2012 McClaskie D2/951
D659,962 S * 5/2012 Vazquez D2/950
D661,070 S * 6/2012 Della Valle et al. D2/935
D663,513 S * 7/2012 McClaskie D2/951
D663,930 S * 7/2012 McClaskie D2/957
D664,338 S * 7/2012 McClaskie D2/950
D664,339 S * 7/2012 McClaskie D2/951
8,230,619 B2 * 7/2012 Salvatelli et al. 36/88
D670,486 S * 11/2012 McClaskie D2/952

(Continued)

Primary Examiner — T. Chase Nelson

(74) *Attorney, Agent, or Firm* — McCormick, Paulding & Huber LLP

(57) **CLAIM**

The ornamental design for a sole, substantially as shown and described.

DESCRIPTION

FIG. 1 is a rear, top, left-hand side perspective view of a sole comprising a new, original and ornamental design;

FIG. 2 is a rear view thereof;

FIG. 3 is a bottom view thereof, with the unclaimed pattern of tread grooves seen in FIGS. 2 and 4 omitted;

FIG. 4 is a front view thereof;

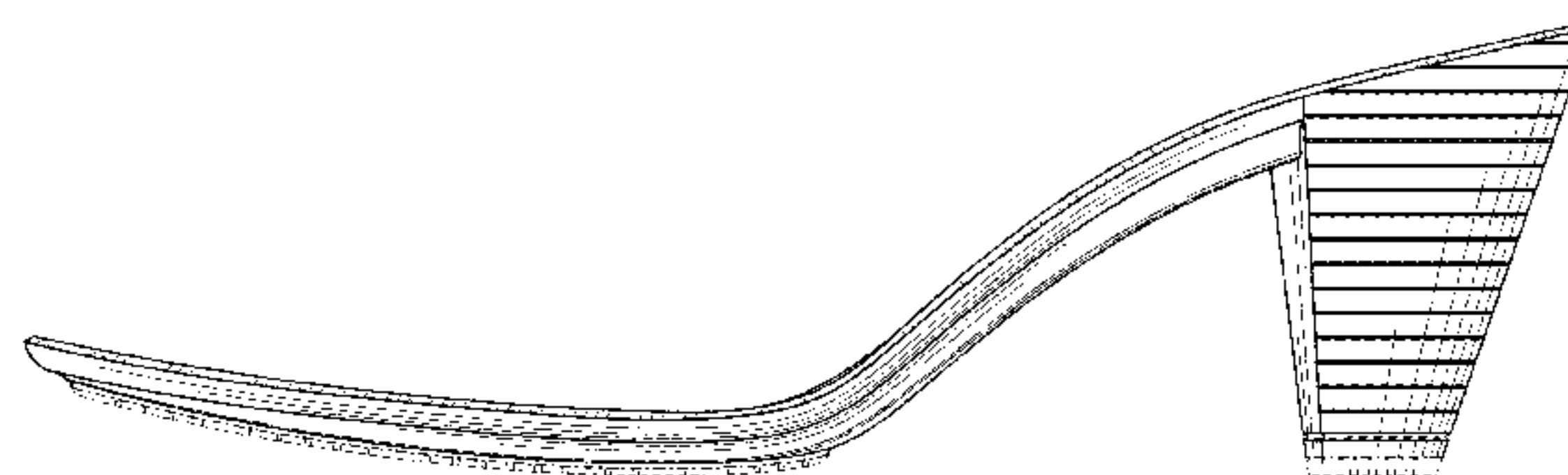
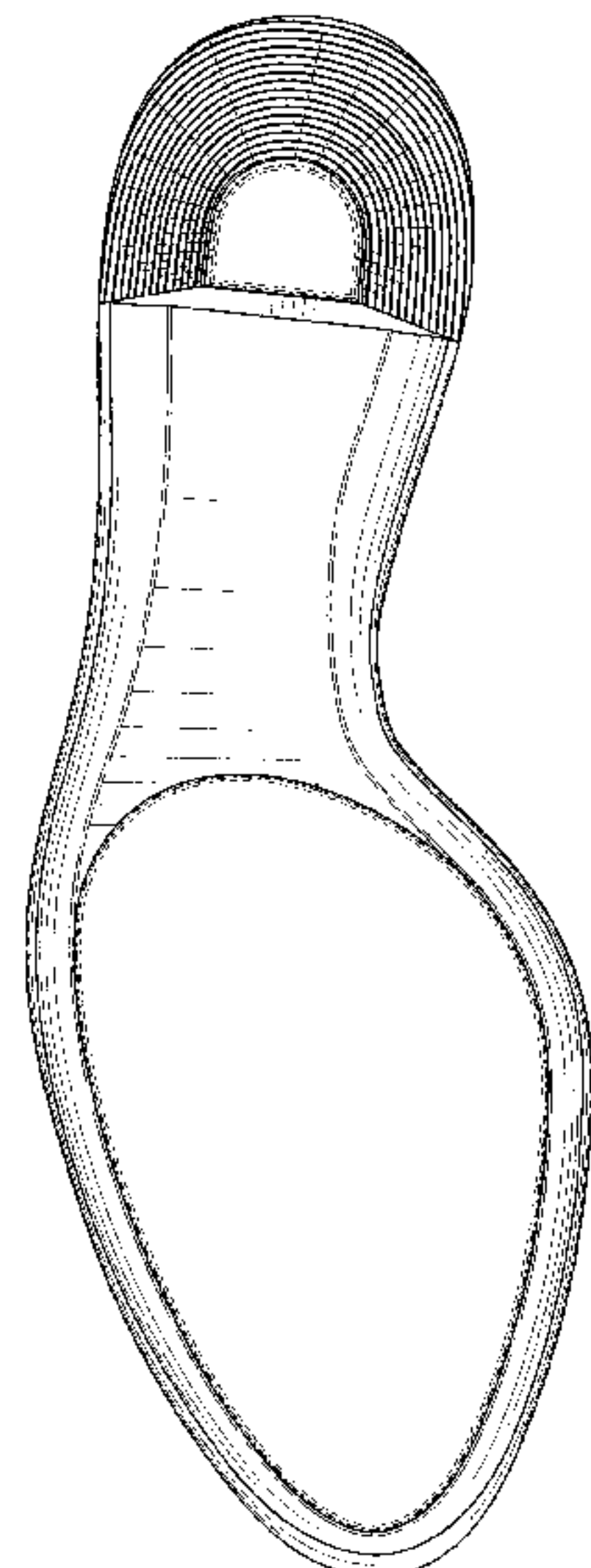
FIG. 5 is a left-hand side view thereof;

FIG. 6 is a right-hand side view thereof; and,

FIG. 7 is a top view thereof.

The broken lines in the figure views are for purposes of illustrating unclaimed portions of the sole, as well as in FIG. 3, depicting boundary lines in which the unshaded enclosed portions also form no part of the claimed design.

1 Claim, 5 Drawing Sheets



(56)

References Cited

U.S. PATENT DOCUMENTS

D671,302 S *	11/2012	McClaskie	D2/952	D697,703 S *	1/2014	Della Valle et al.	D2/953
D672,541 S *	12/2012	Lagerfeld	D2/950	D702,029 S *	4/2014	McClaskie	D2/951
D674,176 S *	1/2013	McClaskie	D2/952	D710,580 S *	8/2014	Della Valle et al.	D2/954
D679,900 S *	4/2013	Taestensen	D2/953	8,973,287 B2 *	3/2015	Shibata et al.	36/44
D681,320 S *	5/2013	Della Valle et al.	D2/950	D730,026 S *	5/2015	Taestensen	D2/925
D697,295 S *	1/2014	McClaskie	D2/952	D734,929 S *	7/2015	Taestensen	D2/953
					2009/0205222 A1 *	8/2009	McLinden	36/92
					2014/0325879 A1 *	11/2014	Roccella	36/34 R
					2014/0331518 A1 *	11/2014	Mayer	36/28

* cited by examiner

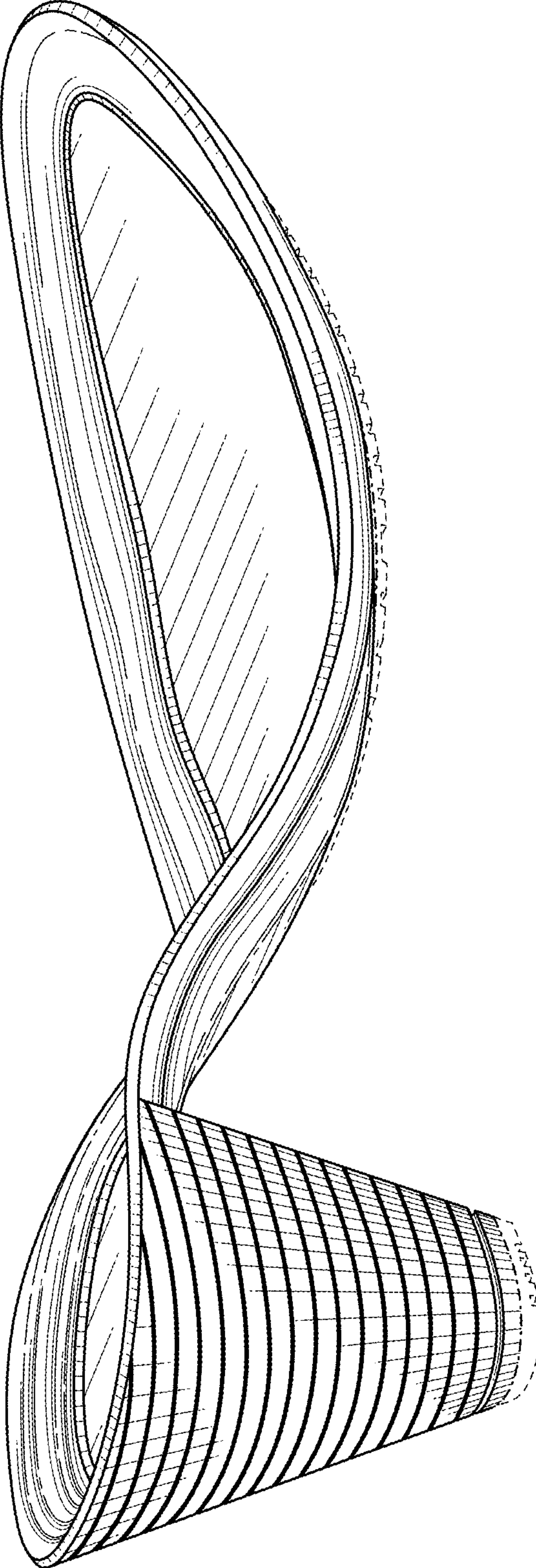


FIG. 1

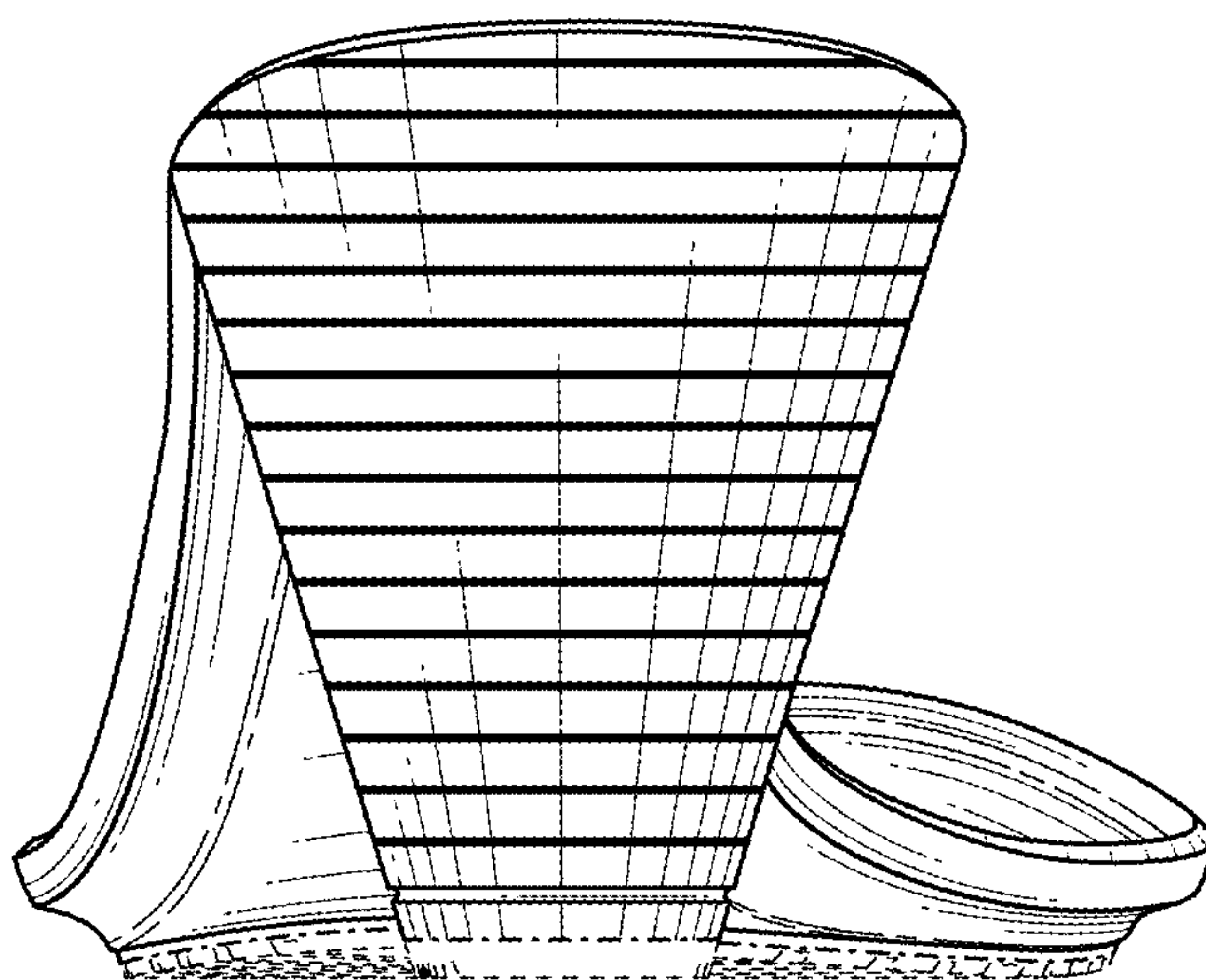


FIG. 2

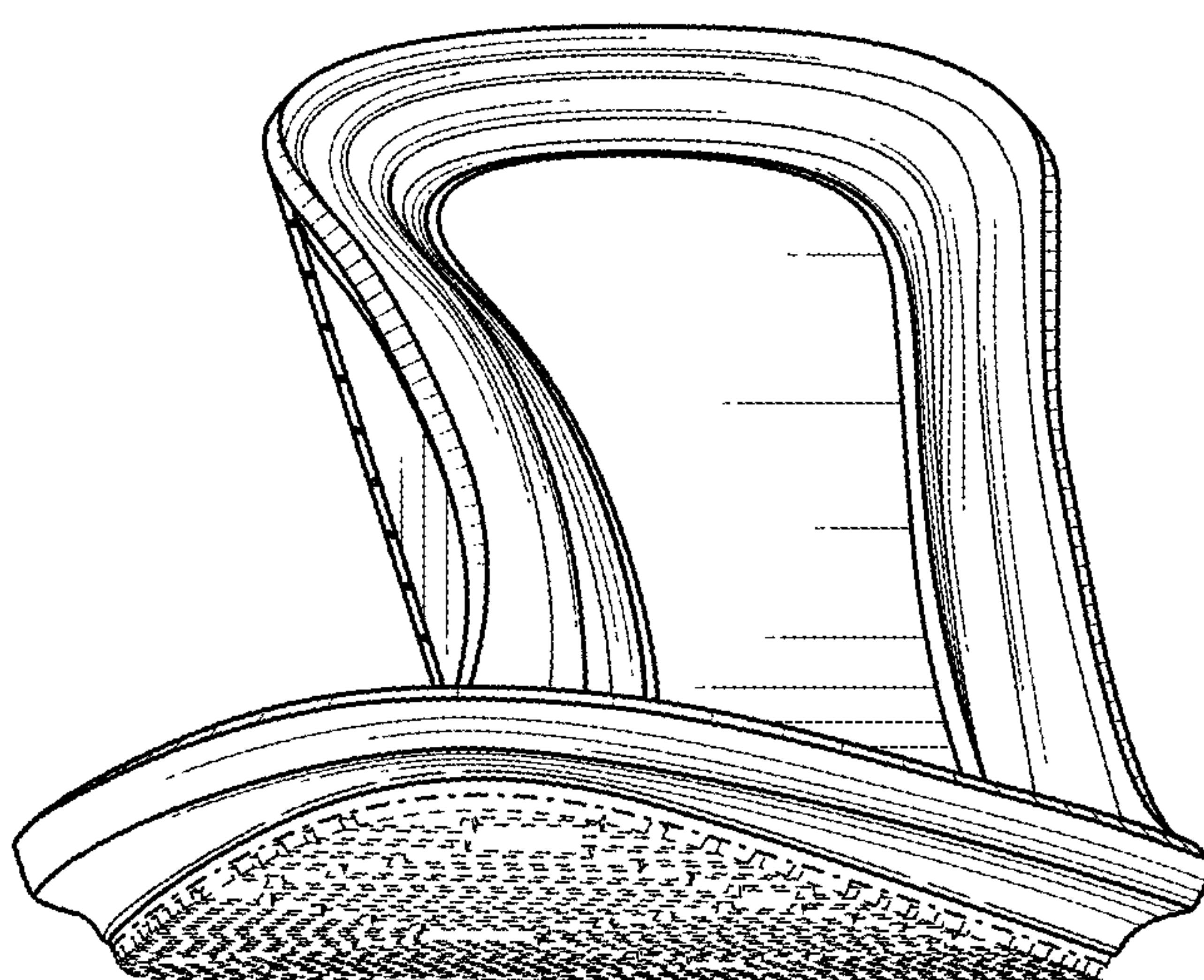


FIG. 4

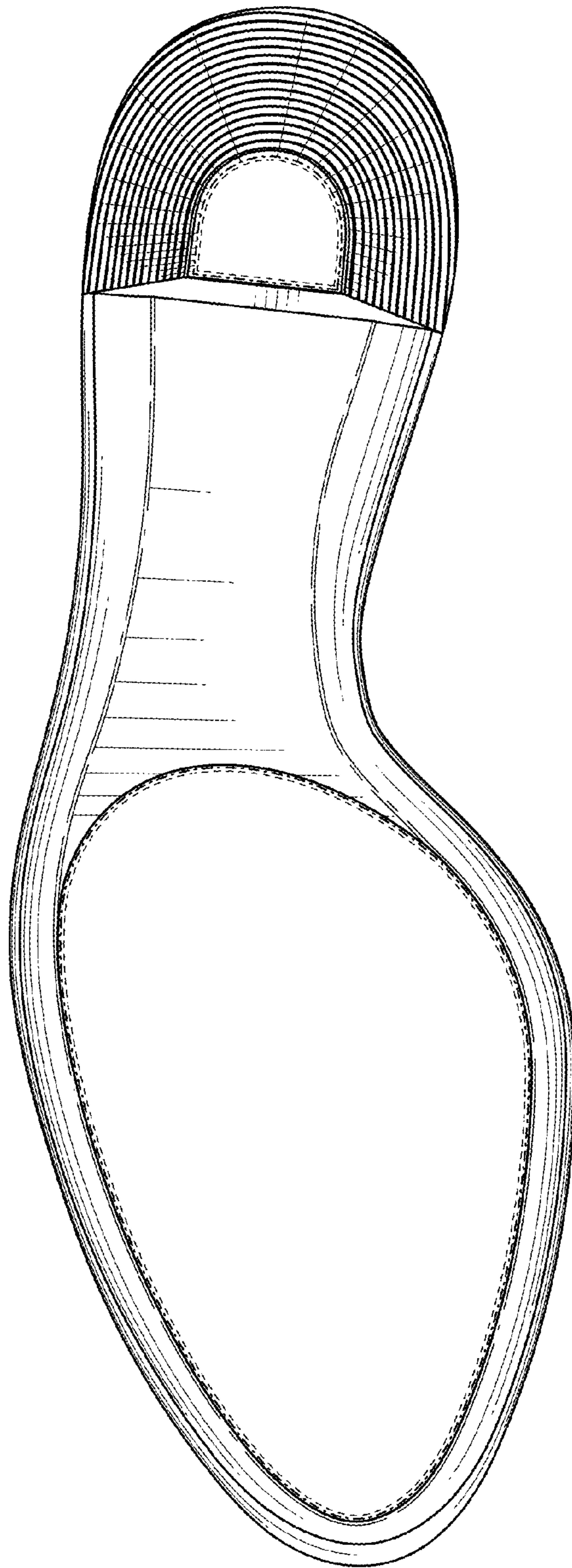


FIG. 3

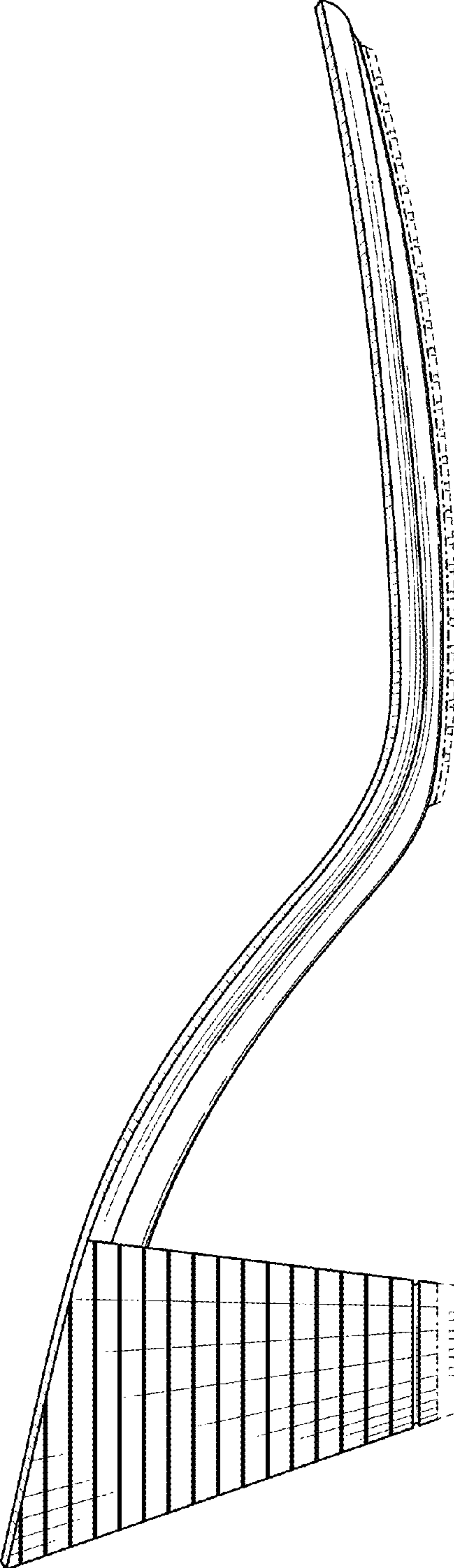


FIG. 5

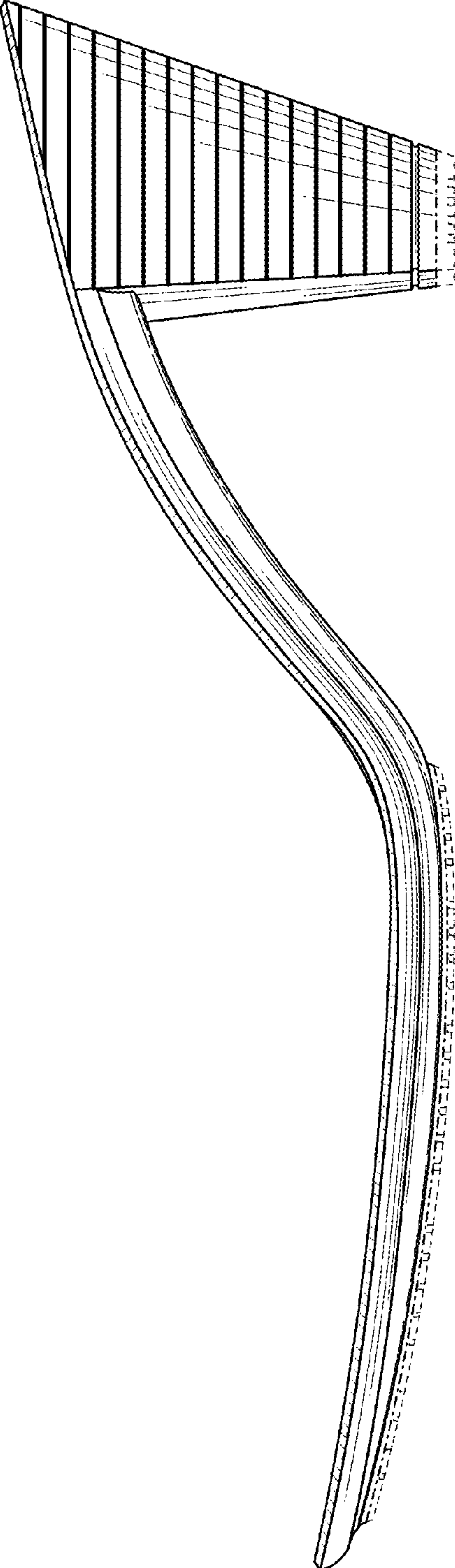


FIG. 6

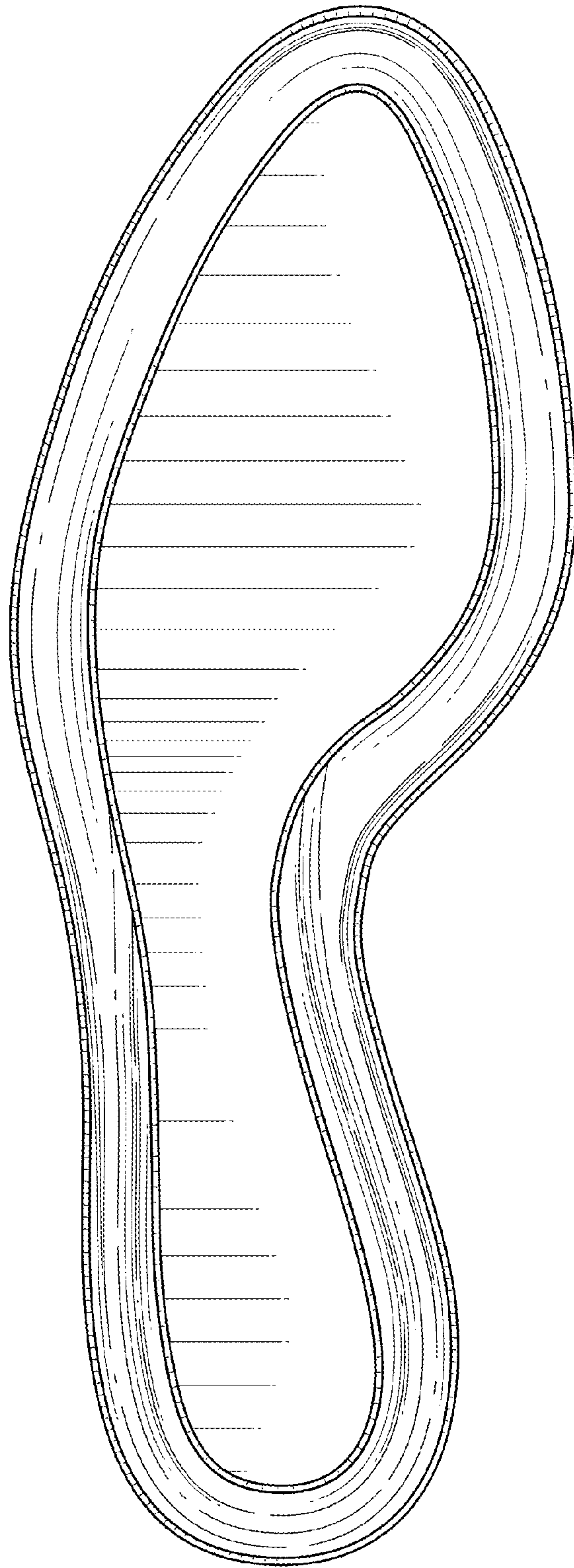


FIG. 7