



US00D756076S

(12) **United States Design Patent**
Branum et al.

(10) **Patent No.:** **US D756,076 S**

(45) **Date of Patent:** **** May 17, 2016**

- (54) **INSULATED COLD BOOT**
- (71) Applicants: **William E. Branum**, Irvine, CA (US);
Arturo Romero, Corona, CA (US)
- (72) Inventors: **William E. Branum**, Irvine, CA (US);
Arturo Romero, Corona, CA (US)
- (**) Term: **14 Years**
- (21) Appl. No.: **29/509,695**
- (22) Filed: **Nov. 20, 2014**
- (51) **LOC (10) Cl.** **02-04**
- (52) **U.S. Cl.**
USPC **D2/910**; D24/206
- (58) **Field of Classification Search**
USPC D2/901, 902, 906, 909, 910, 914, 915,
D2/986; 36/7.1 R, 113, 114, 126–130, 132,
36/2 R, 1.5, 58.5
CPC A41D 17/00; A41D 31/0061; A43B 3/16
See application file for complete search history.

- 7,291,164 B2 11/2007 Peterman et al.
- D578,652 S * 10/2008 Tabron D24/192
- 7,481,786 B2 * 1/2009 Flick A61F 7/10
128/882
- D612,947 S * 3/2010 Turtzo D24/206
- 7,704,273 B1 4/2010 Morris et al.
- D643,579 S * 8/2011 Hall D30/146
- 8,231,558 B2 * 7/2012 Singh A61B 17/1325
601/148
- D668,345 S 10/2012 Baumwald
- 8,460,355 B2 * 6/2013 Cazzini A61F 7/02
601/151
- 8,475,511 B2 7/2013 Snyder
- 8,522,366 B2 9/2013 Austin

* cited by examiner

Primary Examiner — Ian Simmons

Assistant Examiner — Rashida C McCoy

(74) *Attorney, Agent, or Firm* — Kirk A. Buhler; Buhler & Associates

(57) **CLAIM**

The ornamental design for an insulated cold boot, as shown and described.

(56) **References Cited**

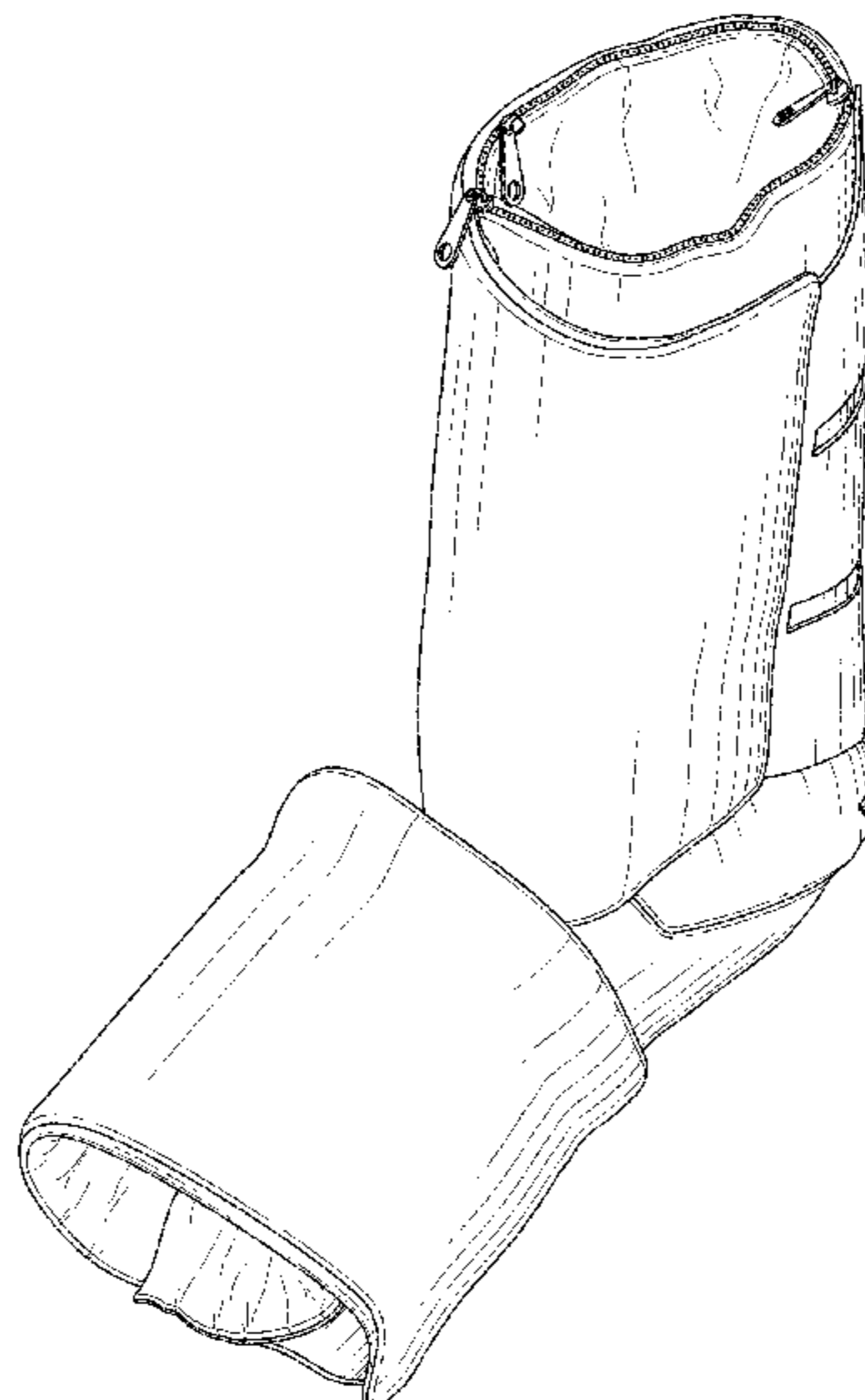
U.S. PATENT DOCUMENTS

- 5,050,620 A * 9/1991 Cooper A61F 13/066
128/882
- 5,074,285 A * 12/1991 Wright A61H 9/0078
601/15
- 5,466,250 A * 11/1995 Johnson, Jr. A61F 5/34
601/15
- D383,546 S * 9/1997 Amis D24/206
- 5,743,867 A * 4/1998 Hickling A61F 7/02
602/2
- 6,267,742 B1 * 7/2001 Krivosha A61F 5/0585
128/882
- D473,948 S * 4/2003 Elkins D24/206
- D477,413 S * 7/2003 Schirrmacher D24/206
- 6,589,272 B1 7/2003 Sheikh
- D505,727 S * 5/2005 Krahner D24/192
- 6,945,988 B1 * 9/2005 Jones A61F 7/10
607/108
- D513,324 S * 12/2005 Cook D24/192

DESCRIPTION

FIG. 1 is a top perspective view for an insulated cold boot showing my new design;
 FIG. 2 is a front side view thereof;
 FIG. 3 is a rear side view thereof;
 FIG. 4 is a left side view thereof;
 FIG. 5 is a top side view thereof;
 FIG. 6 is a right side view thereof;
 FIG. 7 is a bottom side view thereof;
 FIG. 8 is an inside top view with the insulated cold boot opened; and,
 FIG. 9 is an outside bottom view with the insulated cold boot opened.
 The broken lines in the drawings represent stitching and form no part of the claim.

1 Claim, 6 Drawing Sheets



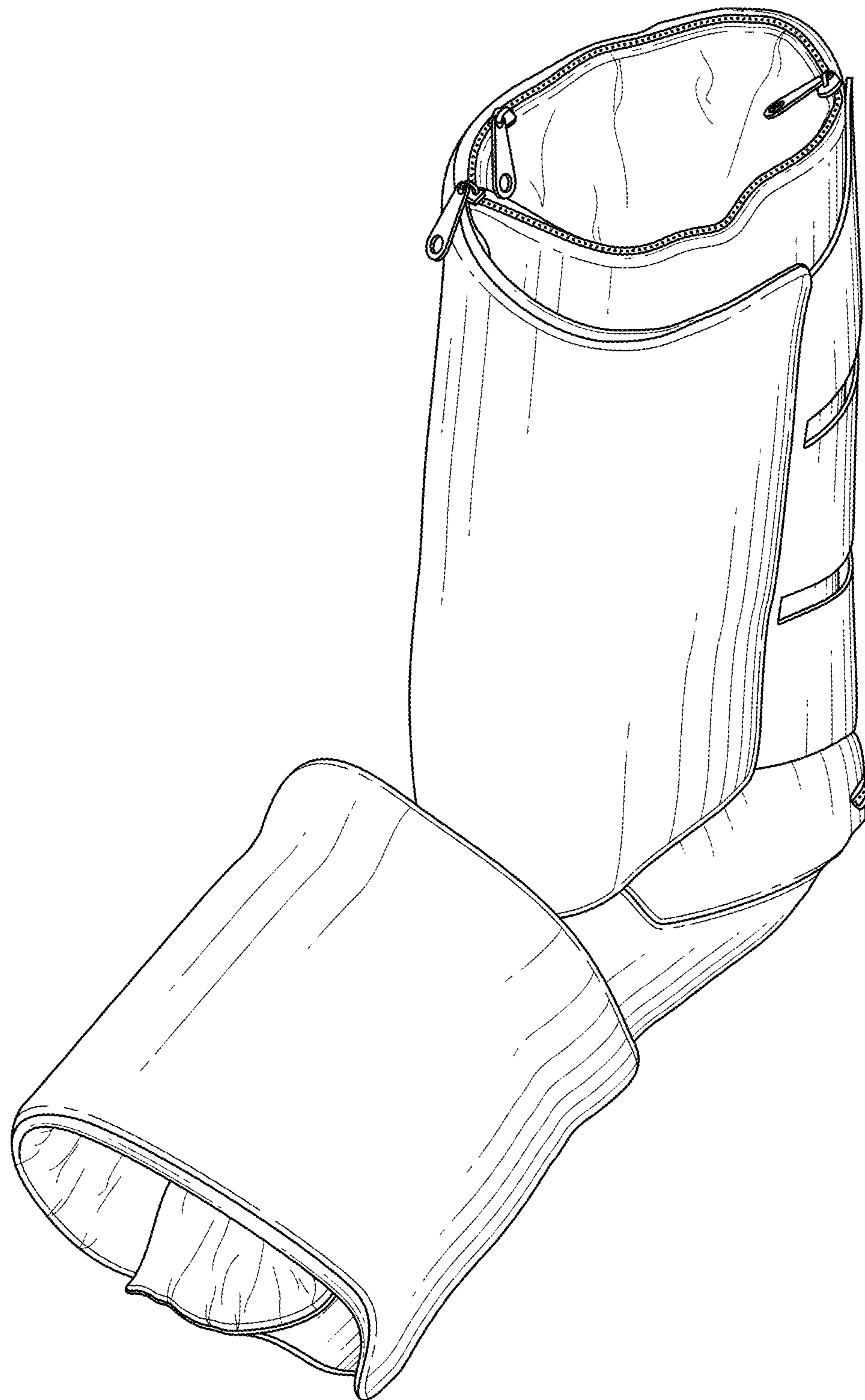


FIG. 1




FIG. 2

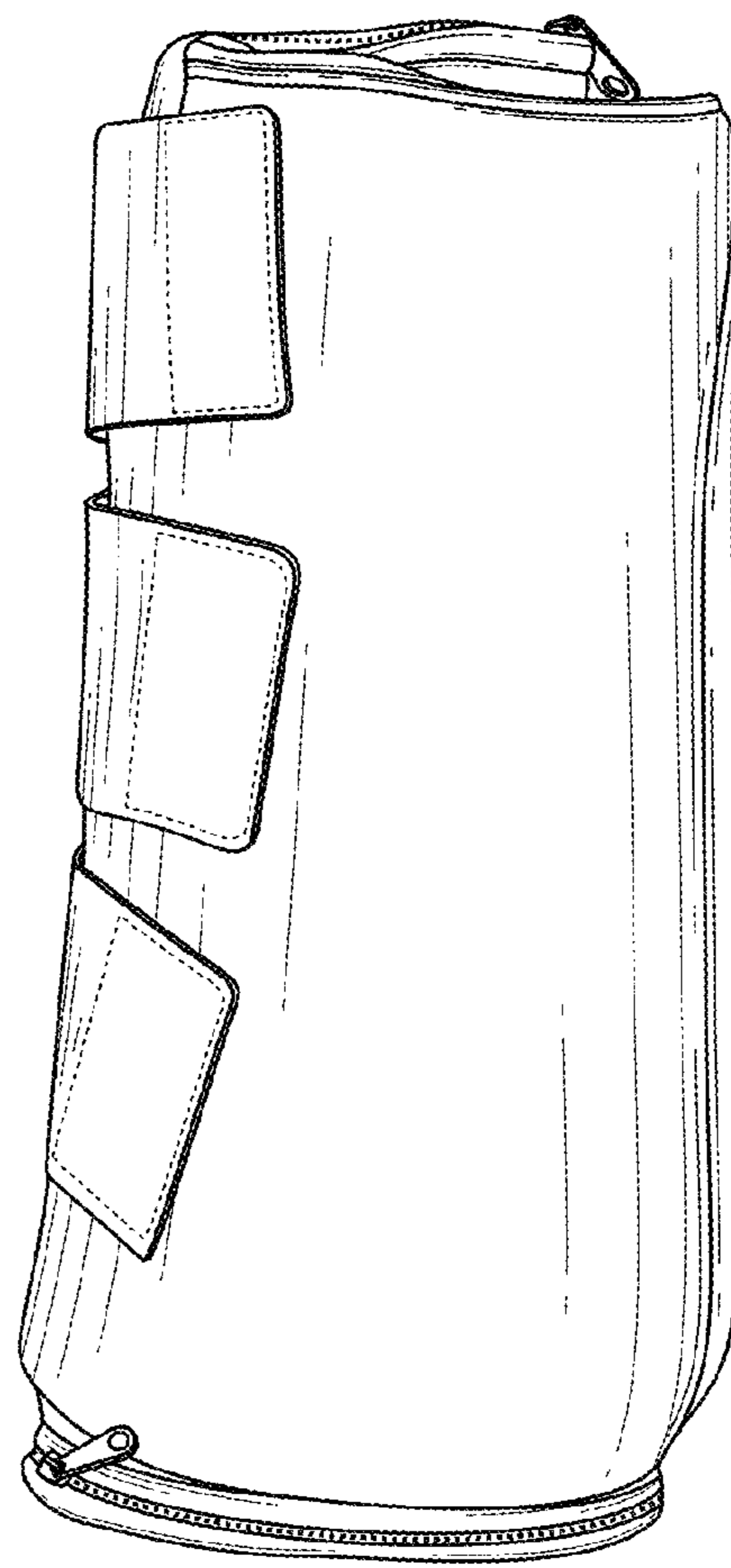


FIG. 3




FIG. 4

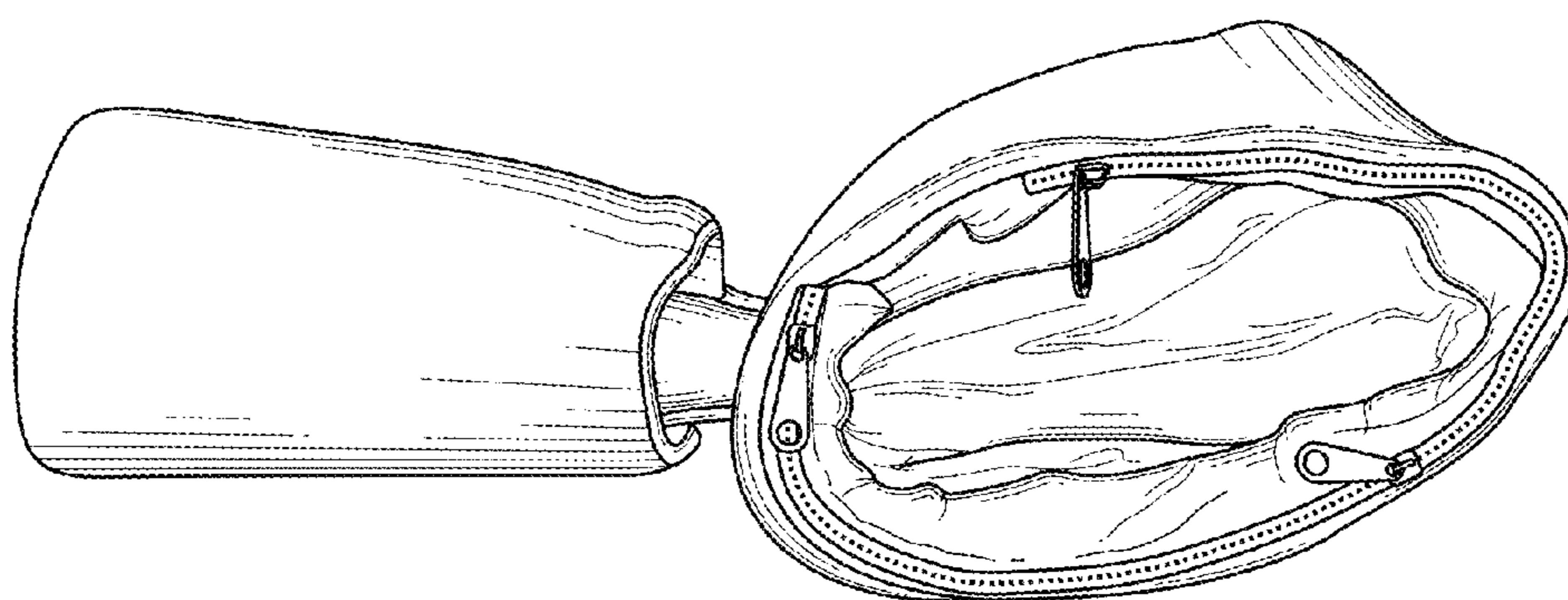


FIG. 5




FIG. 6

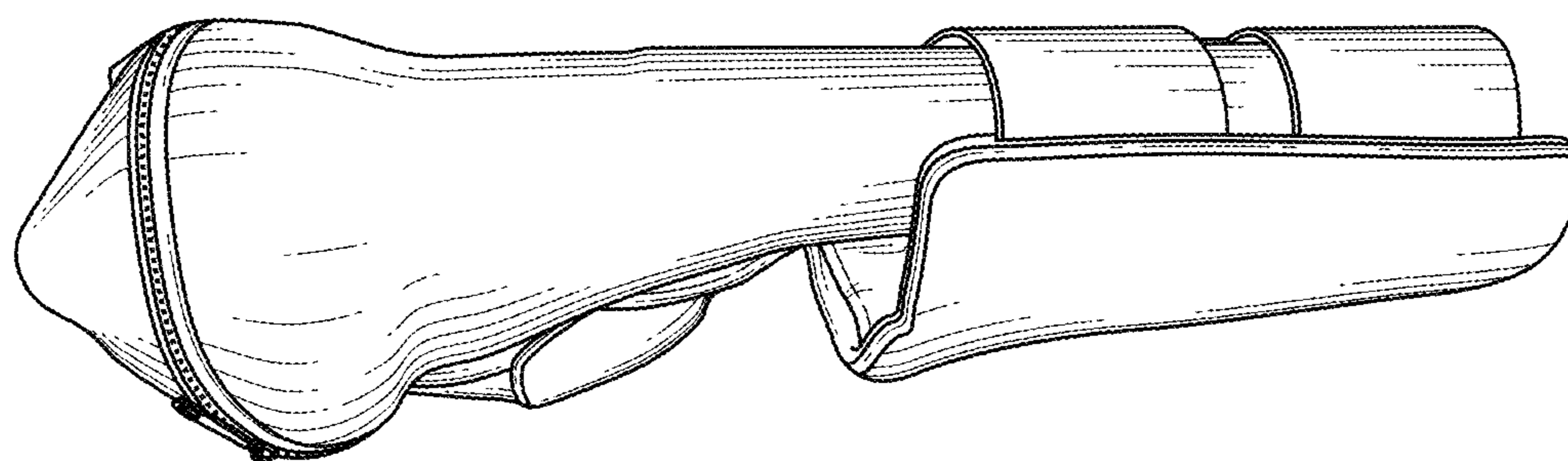


FIG. 7

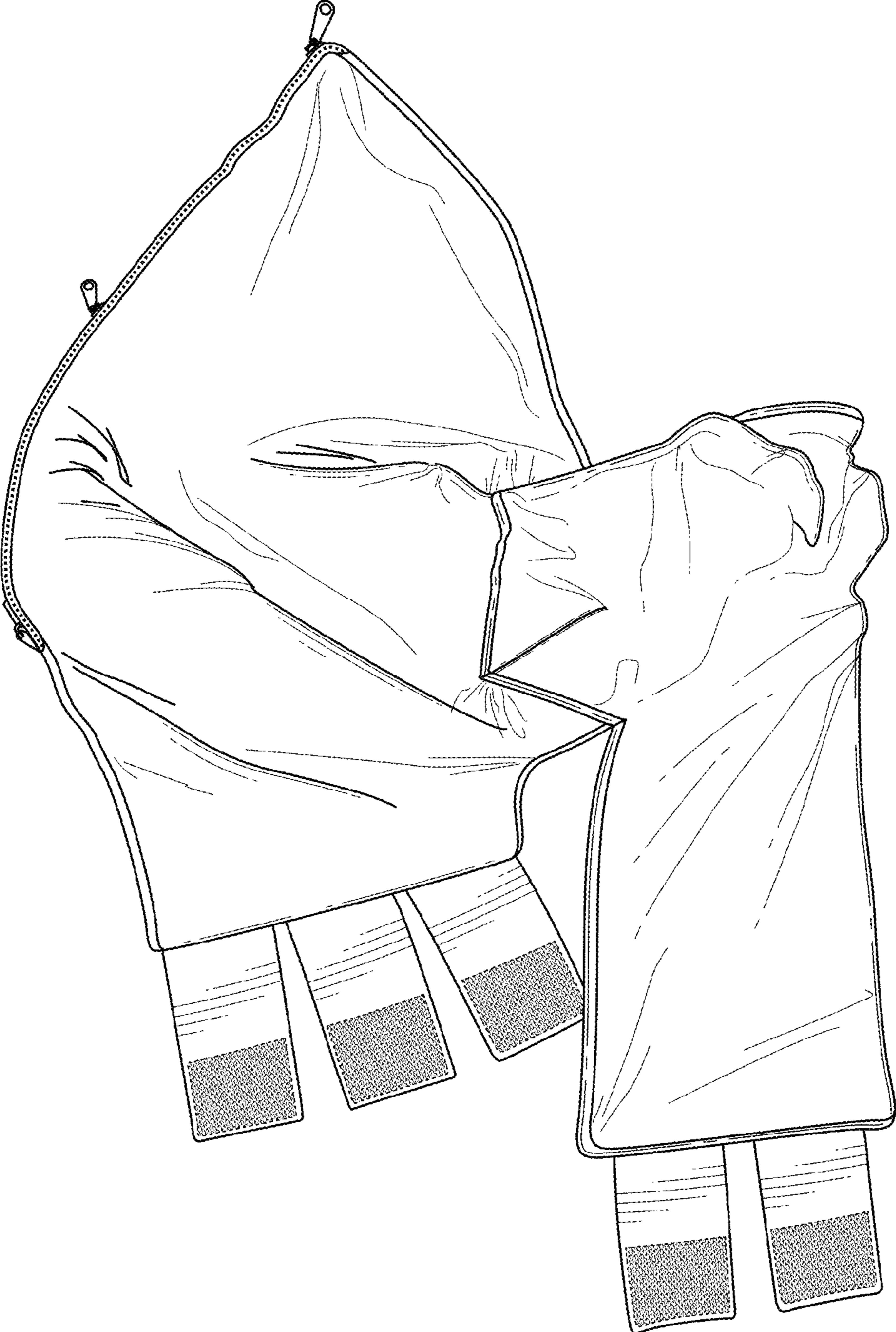


FIG. 8

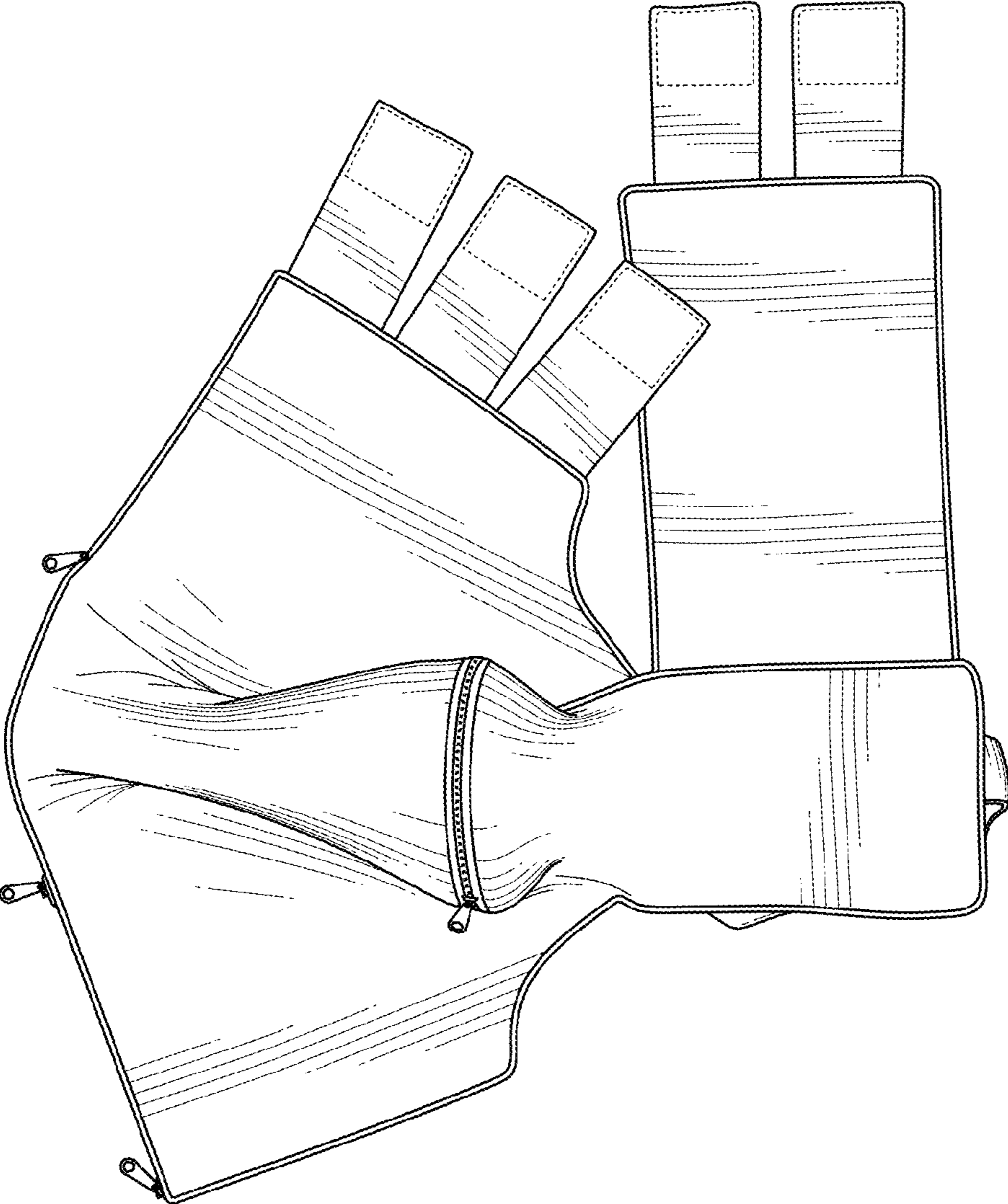


FIG. 9