



US00D756074S

(12) **United States Design Patent**
Milberg

(10) **Patent No.:** **US D756,074 S**

(45) **Date of Patent:** **** May 17, 2016**

(54) **SPUNBOND POLYPROPYLENE DISPOSABLE HAT**

(71) Applicant: **Royal Paper Products, Inc.**,
Coatesville, PA (US)

(72) Inventor: **Adam Milberg**, West Chester, PA (US)

(73) Assignee: **ROYAL PAPER PRODUCTS, INC.**,
Coatsville, PA (US)

(**) Term: **14 Years**

(21) Appl. No.: **29/459,200**

(22) Filed: **Jun. 27, 2013**

(51) **LOC (10) Cl.** **02-03**

(52) **U.S. Cl.**
USPC **D2/885**

(58) **Field of Classification Search**
USPC D2/865, 866, 867, 868, 869, 870, 874,
D2/875, 877, 878, 880, 881, 885, 889, 890,
D2/891, 895; 2/68, 171, 171.03, 171.04,
2/171.1, 171.6, 171.7, 172, 173, 173.5,
2/181, 183, 195.1, 195.7, 195.8, 200.1,
2/200.3, 202, 203, 205, 207, 209.11,
2/209.13; D5/56, 60
CPC A42B 1/04; A42B 1/06; A42B 1/22;
A42B 1/24; A42B 1/004; A42B 1/041;
A42B 1/045; A42B 1/048; A42B 1/066;
A42B 1/208; A42B 1/241; A42B 3/003
See application file for complete search history.

(56) **References Cited**

U.S. PATENT DOCUMENTS

251,995	A *	1/1882	Buck	2/171
324,073	A *	8/1885	Baruch et al.	2/209.13
338,033	A *	3/1886	Carskadon	2/195.7
430,003	A *	6/1890	De Lacy	2/209.5
1,247,415	A *	11/1917	Lattimore	2/195.7
1,836,141	A *	12/1931	Wagenfeld	2/209.4

1,955,098	A *	4/1934	Shaffer et al.	2/183
D132,756	S *	6/1942	Lacome	D2/881
2,616,092	A *	11/1952	Berg	2/209.5
2,629,103	A	2/1953	Berg		
2,666,925	A *	1/1954	Mayer	2/171
2,742,646	A *	4/1956	Berg	2/195.4

(Continued)

OTHER PUBLICATIONS

“Paper Chef Caps”—<http://www.growingcooks.com/paperchefhats.html>, Accessed Sep. 20, 2013.

Primary Examiner — Karen S Acker

Assistant Examiner — Wendy Arminio

(74) *Attorney, Agent, or Firm* — Cozen O’Connor

(57) **CLAIM**

The ornamental design for a spunbond polypropylene disposable hat, as shown and described.

DESCRIPTION

FIG. 1 is a side perspective view of the spunbond polypropylene disposable hat embodying the design of the present invention;

FIG. 2 is a top down view of the design of FIG. 1 disassembled, unfolded and laid flat;

FIG. 3 is a rear view of the design of FIG. 1 showing the two parts of the spunbond polypropylene disposable hat partially assembled.

FIG. 4 is a front view of the design of FIG. 1;

FIG. 5 is a rear view thereof;

FIG. 6 is a left side view thereof;

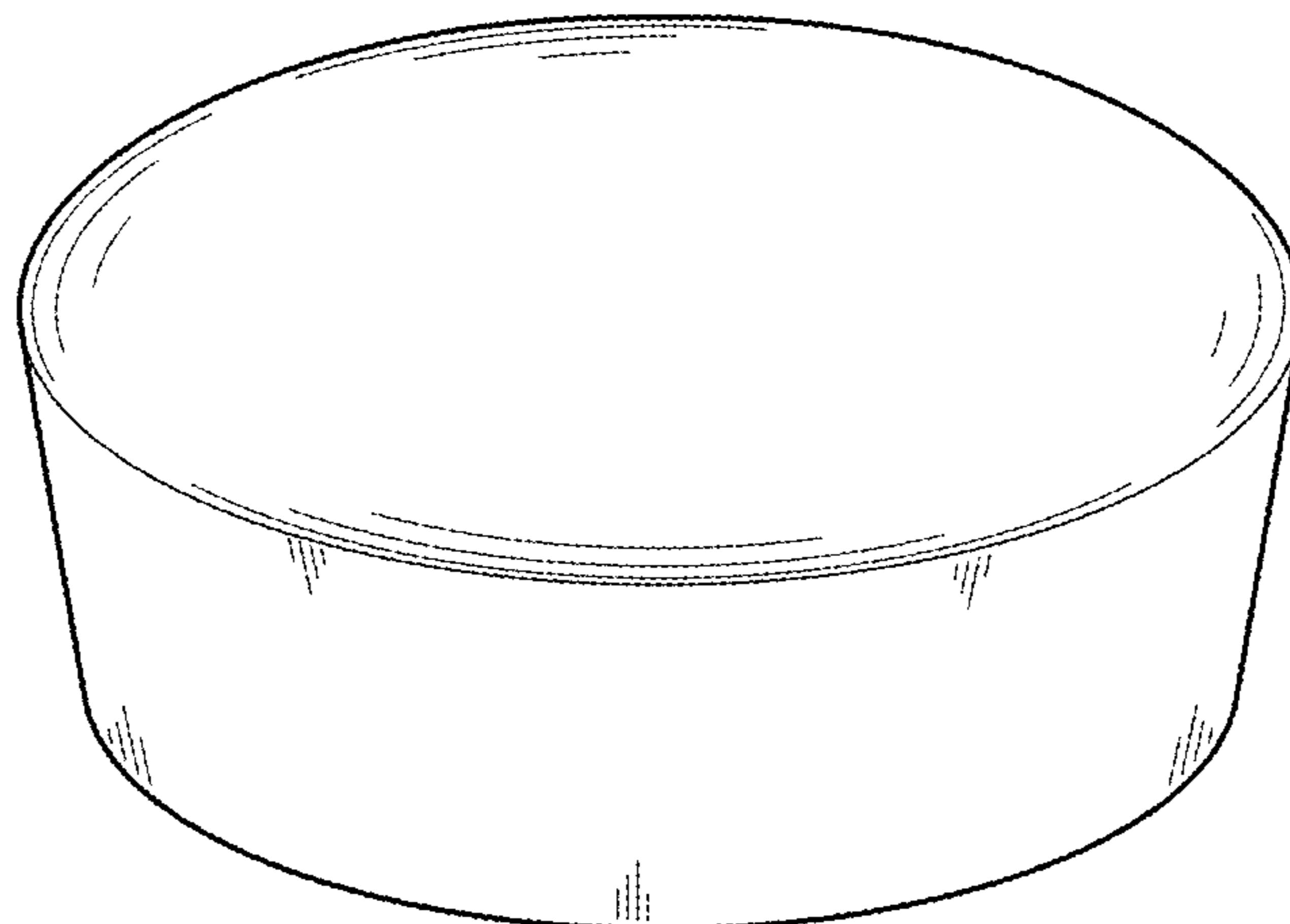
FIG. 7 is a right side view thereof;

FIG. 8 is a top down view thereof; and,

FIG. 9 is a bottom plan view thereof.

In FIGS. 2, 3, 5, and 9, the evenly segmented broken lines indicate portions of the spunbond polypropylene disposable hat that forms no part of the claimed design. The dash-dash broken lines and intersecting looped features in the interior of the design shown in FIG. 3 depict stitching elements.

1 Claim, 5 Drawing Sheets



(56)

References Cited

U.S. PATENT DOCUMENTS

3,082,430 A 3/1963 Wagenfeld
3,150,381 A * 9/1964 Baumkirchner 2/171.01
3,390,405 A * 7/1968 Gruber 2/195.7
3,512,181 A * 5/1970 Osborne 2/181.2
D290,061 S * 6/1987 Fyvolent D2/883
D357,344 S * 4/1995 Norton D2/869

D390,689 S 2/1998 Ochiai
D435,957 S * 1/2001 Kenefake D2/869
D501,291 S * 2/2005 Hall D2/885
D564,183 S * 3/2008 Roach et al. D2/865
D616,569 S * 5/2010 Bresciani et al. D25/109
8,141,395 B2 * 3/2012 Dillavou 66/171
D670,068 S * 11/2012 Bomze D2/889
8,613,114 B1 * 12/2013 Olivares Velasco 2/411

* cited by examiner

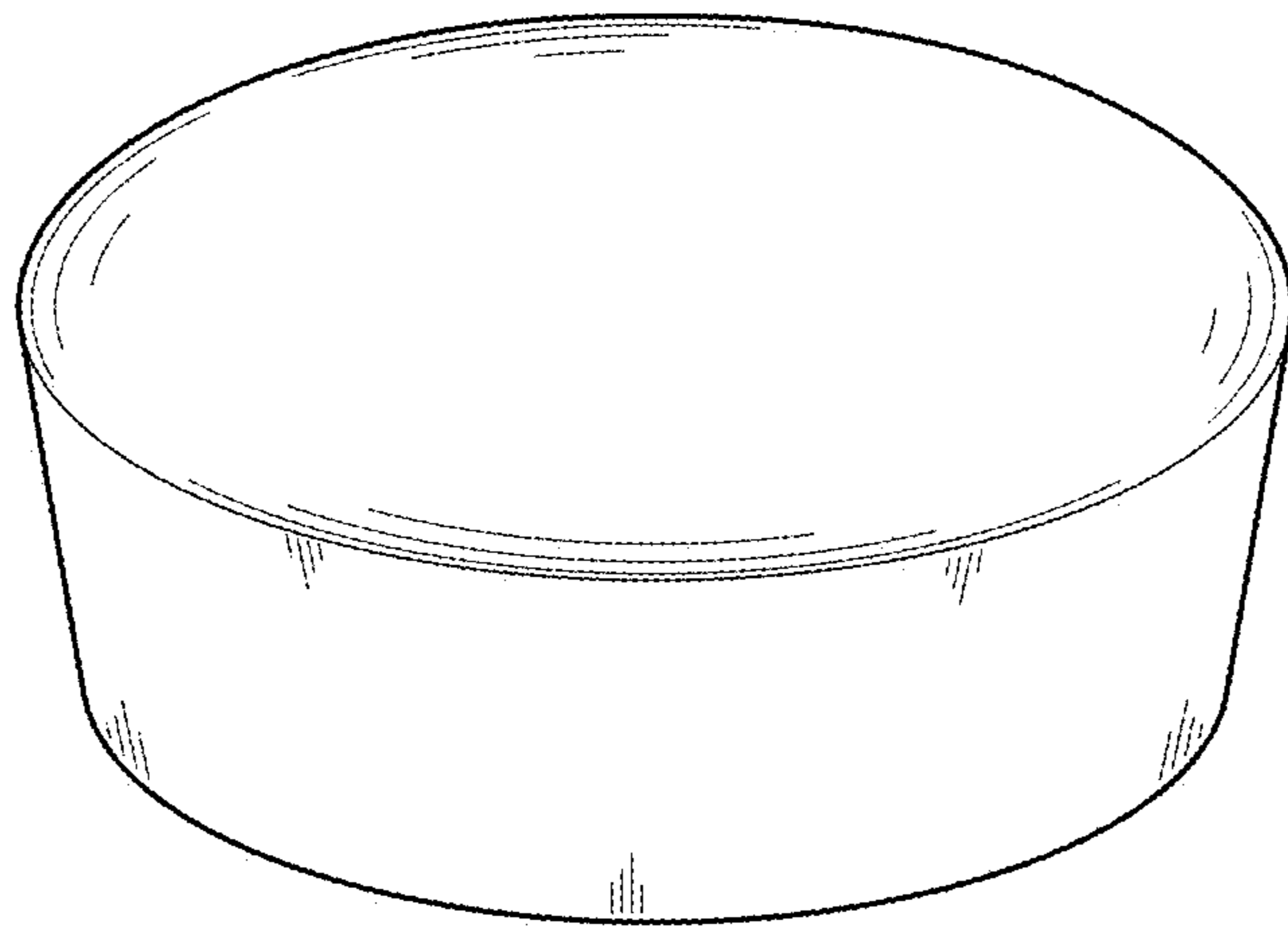


FIG. 1

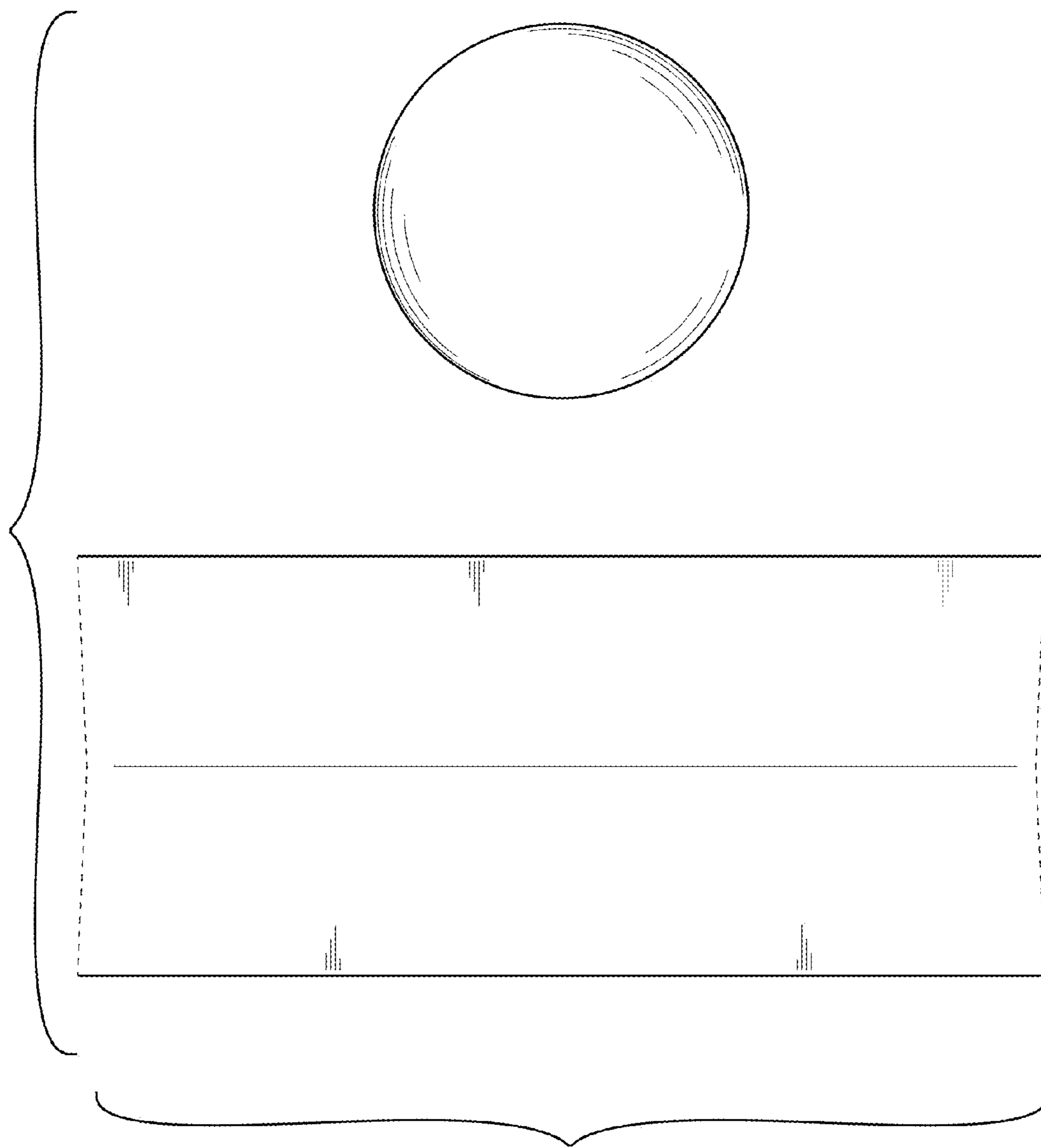


FIG. 2

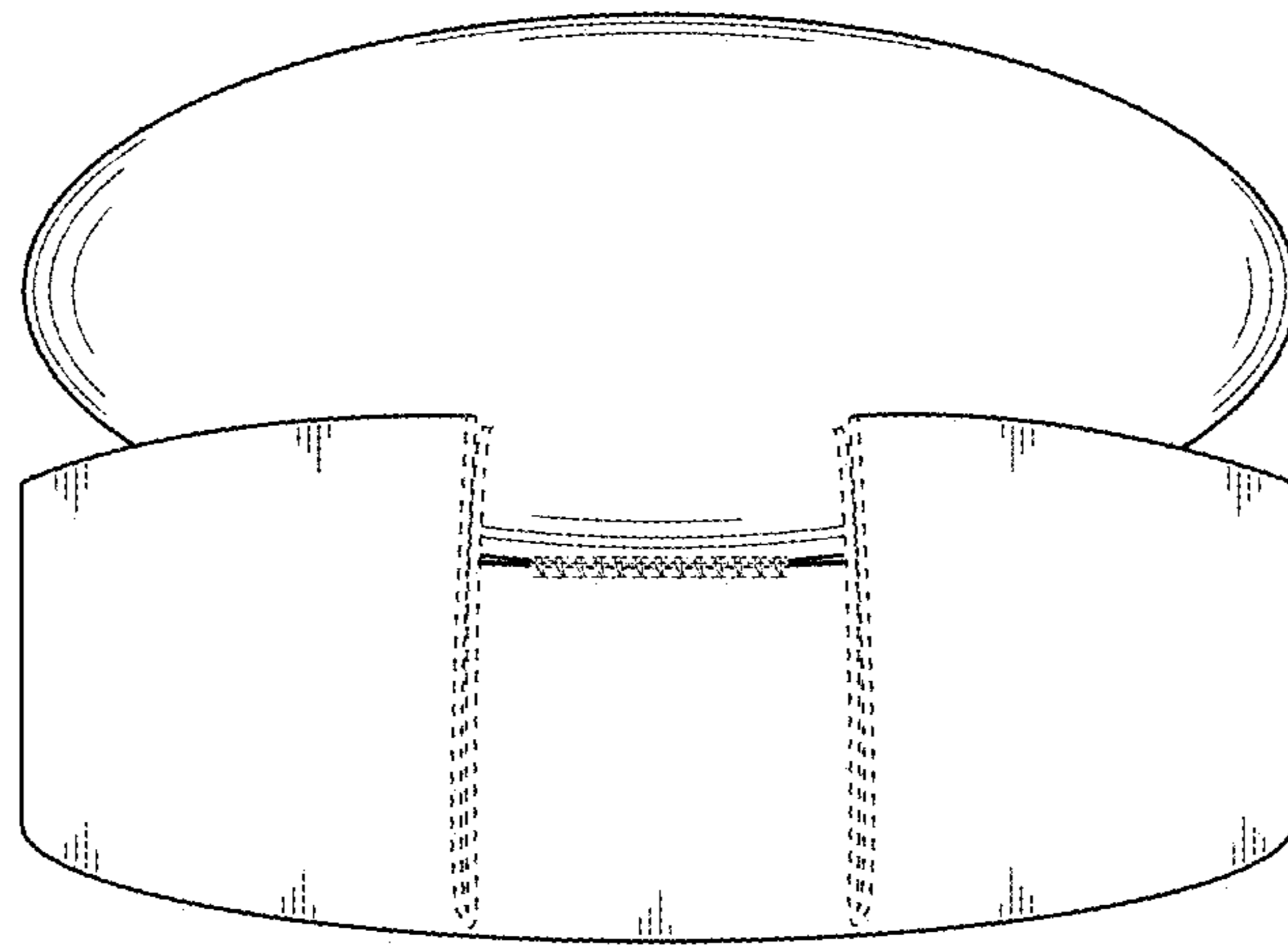


FIG. 3

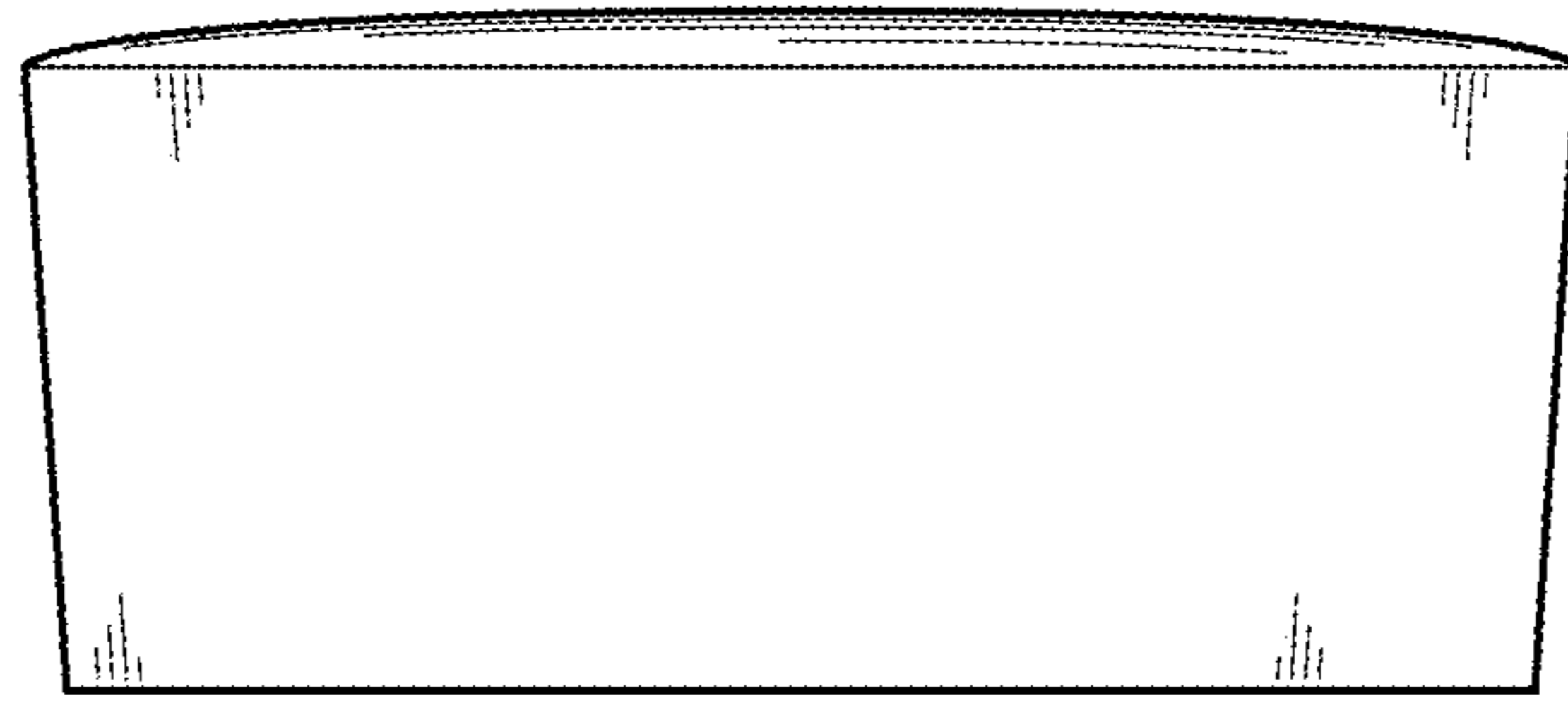


FIG. 4

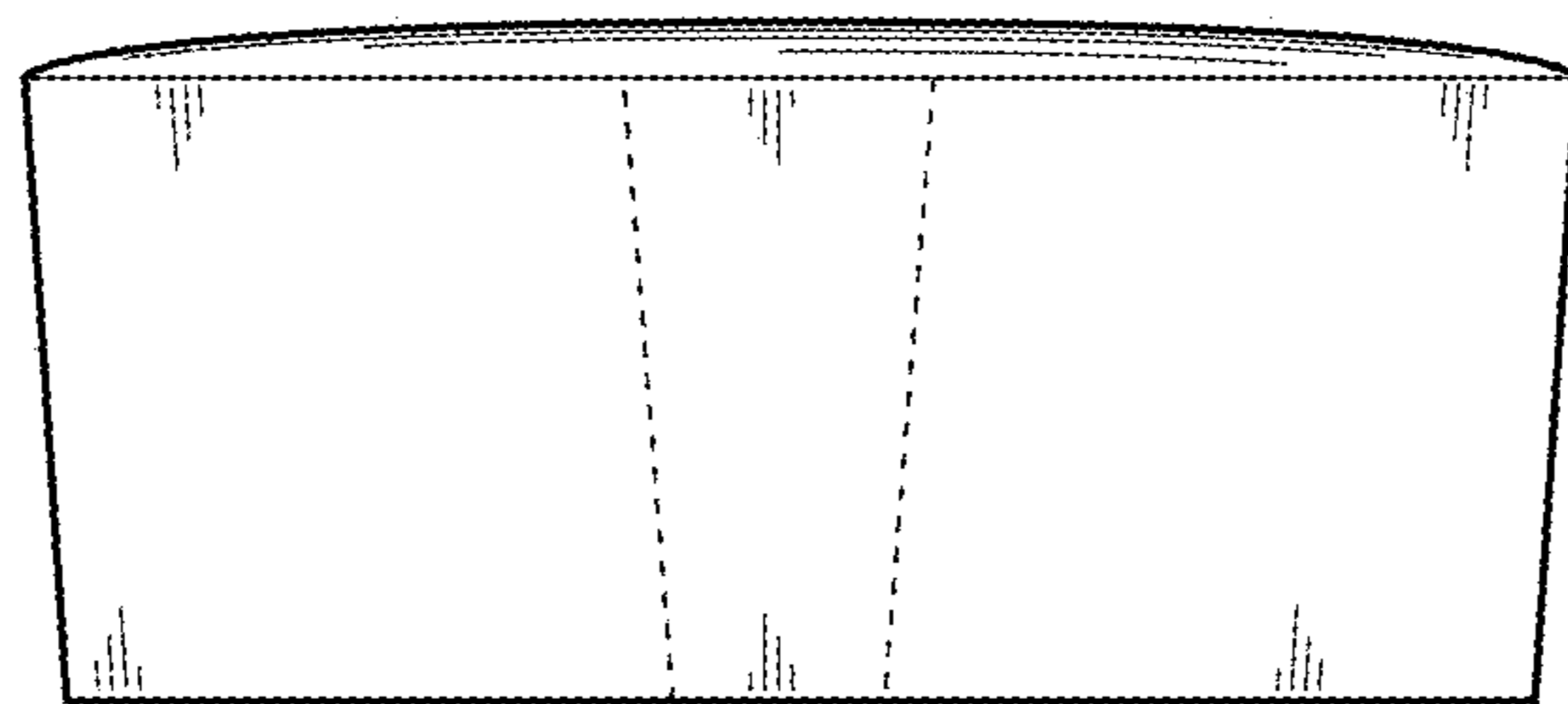


FIG. 5

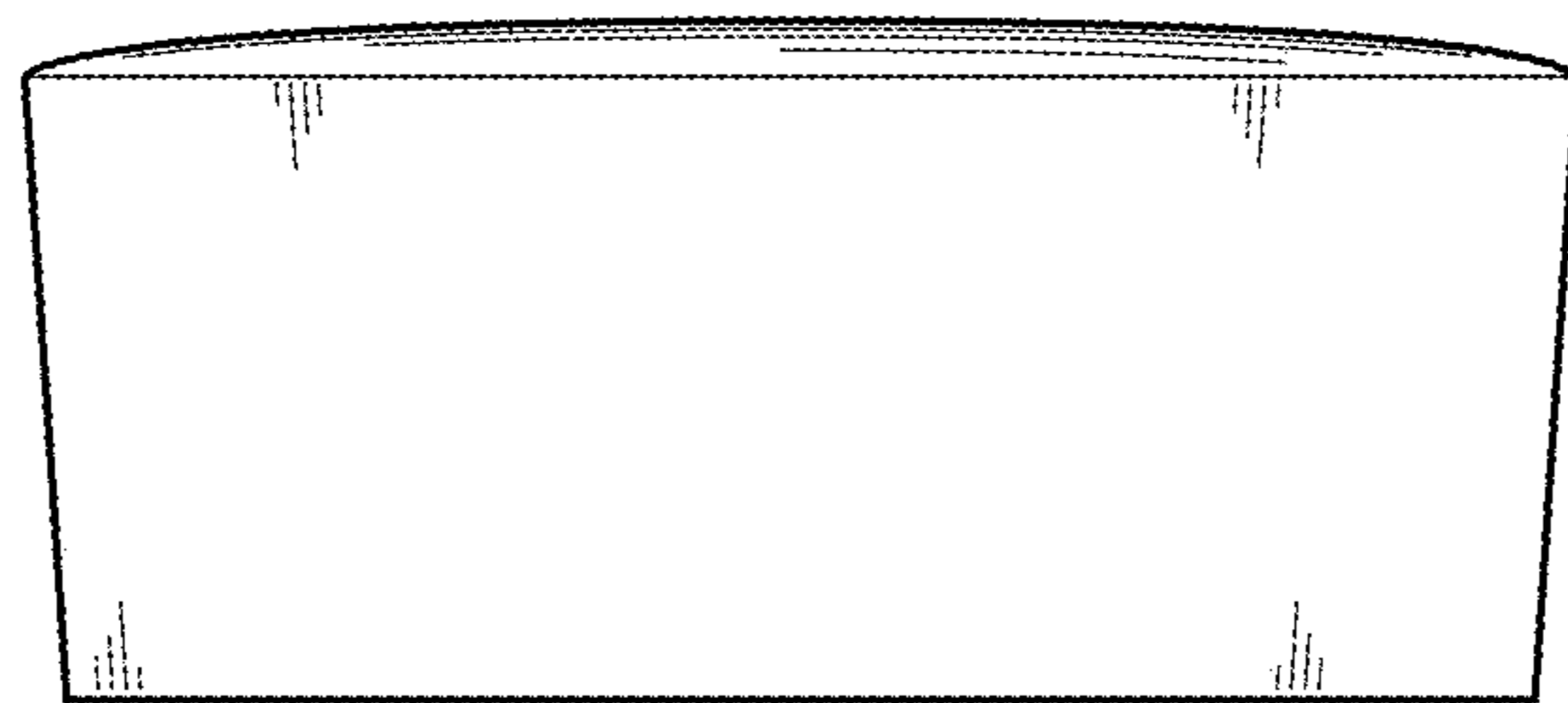


FIG. 6




FIG. 7




FIG. 8




FIG. 9