



US00D756073S

(12) **United States Design Patent**  
**Mahoney**

(10) **Patent No.:** **US D756,073 S**  
(45) **Date of Patent:** **\*\* May 17, 2016**

(54) **HEAD SCARF**  
(71) Applicant: **Evan Mahoney**, Punta Gorda, FL (US)  
(72) Inventor: **Evan Mahoney**, Punta Gorda, FL (US)  
(73) Assignee: **Evan Mahoney**, Punta Gorda, FL (US)  
(\*\*) Term: **14 Years**  
(21) Appl. No.: **29/524,795**  
(22) Filed: **Apr. 23, 2015**  
(51) **LOC (10) Cl.** ..... **02-03**  
(52) **U.S. Cl.**  
USPC ..... **D2/877**  
(58) **Field of Classification Search**  
USPC ..... D2/500, 508, 600, 865, 866, 867, 868,  
D2/869, 870, 871, 872, 873, 874, 875, 876,  
D2/877, 878, 879, 880, 881, 882, 883, 884,  
D2/885, 886, 887, 888, 889, 890, 891, 892,  
D2/893, 894, 895  
CPC ..... A41D 20/00; A41D 23/00; A42B 1/00;  
A42B 1/006; A42B 1/04; A42B 1/041;  
A42B 1/045; A42B 1/069; A42B 1/08;  
A42B 1/12; A42B 1/22; A42B 3/00; A42C  
5/02  
See application file for complete search history.

4,718,123 A \* 1/1988 Petropoulos ..... A41D 23/00  
2/91  
5,628,070 A \* 5/1997 Kefelian ..... A45D 44/12  
2/174  
D392,443 S \* 3/1998 Preddy ..... D2/894  
D394,538 S \* 5/1998 Murray ..... D2/891  
D409,522 S \* 5/1999 Satterfield ..... D11/200  
5,946,734 A \* 9/1999 Vogan ..... A42B 3/00  
2/171  
5,963,989 A \* 10/1999 Robertson ..... A41D 20/00  
2/171  
6,678,896 B2 \* 1/2004 Robinson ..... A42B 1/045  
2/171.2  
D503,027 S \* 3/2005 Strong ..... D2/894  
D523,213 S \* 6/2006 Strong ..... D2/894  
D530,015 S \* 10/2006 Douglas ..... D24/189  
D618,811 S \* 6/2010 Navies ..... D24/189  
D625,084 S \* 10/2010 Plekker ..... D2/894  
D635,268 S \* 3/2011 Sagnip ..... D24/191  
D681,832 S \* 5/2013 Samlaska ..... D24/189  
D688,851 S \* 9/2013 Parker ..... D2/627  
D723,224 S \* 2/2015 Smith ..... D29/123  
D746,556 S \* 1/2016 Vifquain ..... D2/881  
2011/0197340 A1 \* 8/2011 Kummerfeldt ..... A41D 23/00  
2/207

\* cited by examiner

*Primary Examiner* — Karen E. Eldridge Powers  
*Assistant Examiner* — Jasmine Mlinarcik

(57) **CLAIM**  
The ornamental design for a head scarf, as shown and described.

(56) **References Cited**

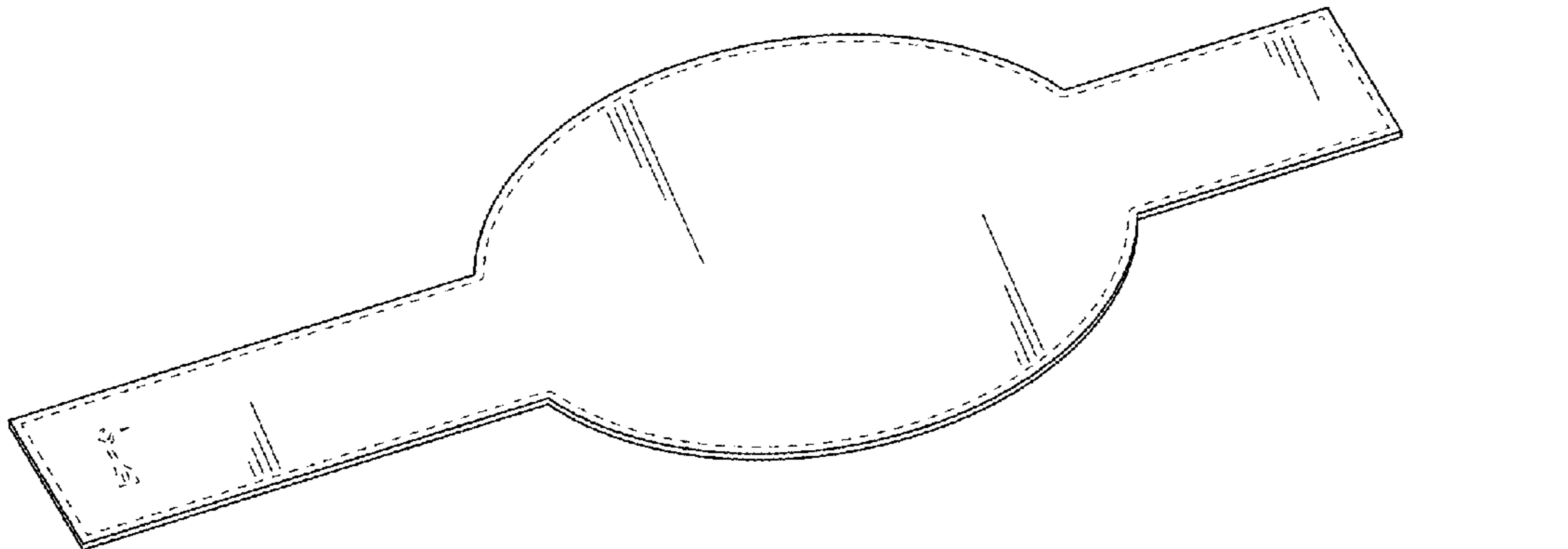
U.S. PATENT DOCUMENTS

766,963 A \* 8/1904 Murray ..... A41D 23/00  
2/206  
2,279,867 A \* 4/1942 Falk ..... A42B 1/041  
132/274  
2,363,198 A \* 11/1944 Paull ..... A42B 1/041  
2/171.04  
3,131,400 A \* 5/1964 Blanchard ..... A42B 1/12  
2/68  
3,238,536 A \* 3/1966 Gettinger ..... A42B 1/045  
2/207  
3,480,970 A \* 12/1969 Gettinger ..... A42B 1/045  
2/171

**DESCRIPTION**

FIG. 1 is a top front perspective view of a head scarf;  
FIG. 2 is a front elevation view thereof, the rear elevation view  
being a mirror image thereof;  
FIG. 3 is a left side elevation view thereof, the right side  
elevation view being a mirror image thereof; and,  
FIG. 4 is a top plan view thereof, the bottom plan view being  
a mirror image thereof.  
The broken lines shown in the drawings illustrate environ-  
mental structure of the head scarf that form no part of the  
claimed design.

**1 Claim, 2 Drawing Sheets**



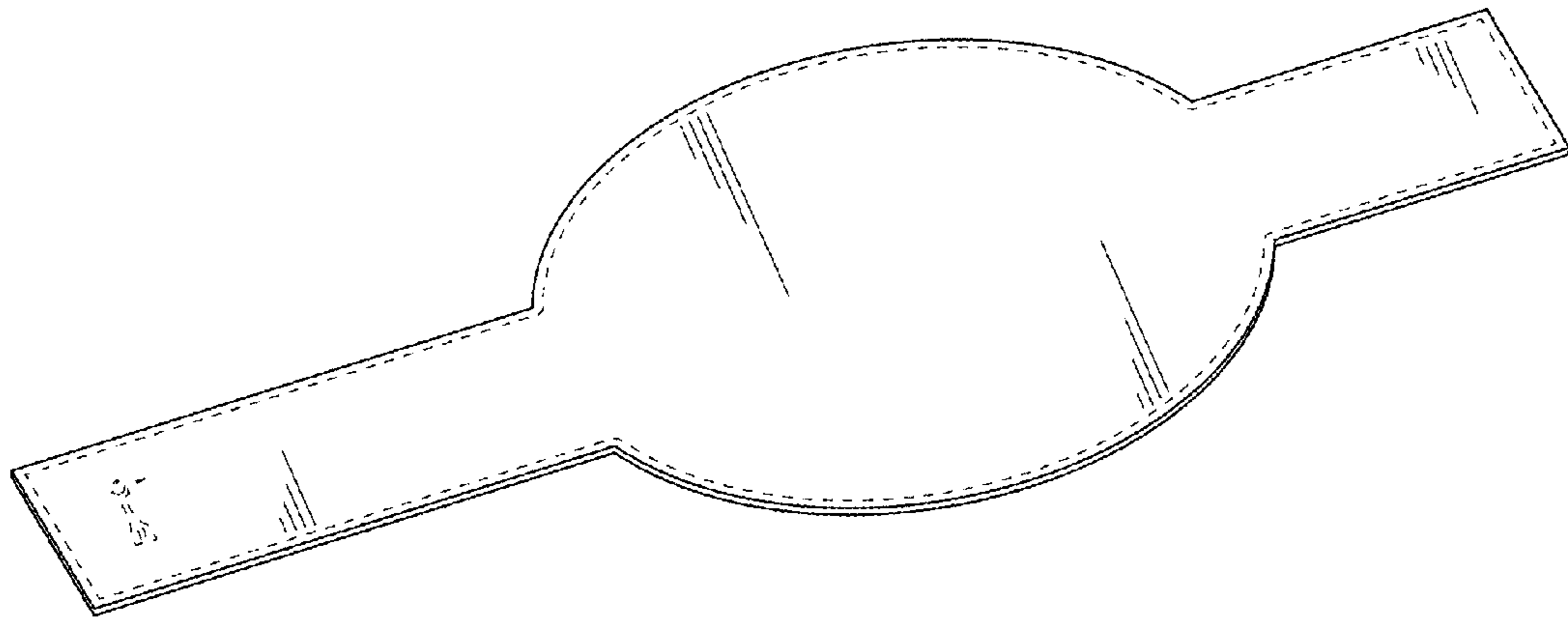


FIG. 1

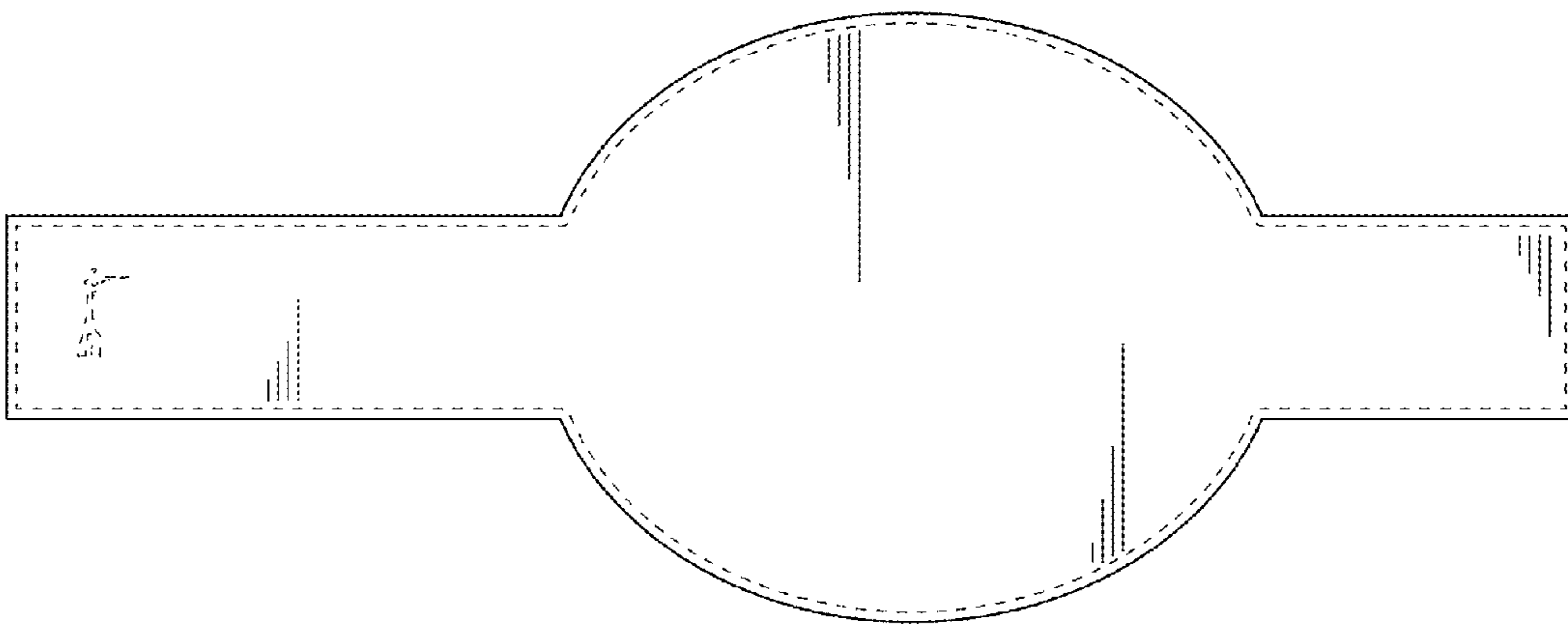


FIG. 2



FIG. 3

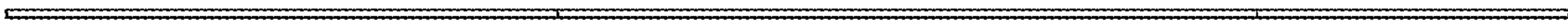


FIG. 4