



US00D756047S

(12) **United States Design Patent**
Choi et al.

(10) **Patent No.:** **US D756,047 S**
(45) **Date of Patent:** **** May 10, 2016**

(54) **WASHING MACHINE**

(71) Applicant: **Samsung Electronics Co., Ltd.**,
Suwon-si, Gyeonggi-do (KR)

(72) Inventors: **Hyoung-Sub Choi**, Seoul (KR);
Jung-Hoon Hwang, Yongin-si (KR);
Ki-Sang Yoon, Daejeon (KR); **Jae-Won Choi**, Seoul (KR); **Tae-Hyoung Cho**, Seoul (KR)

(73) Assignee: **SAMSUNG ELECTRONICS CO., LTD.** (KR)

(**) Term: **14 Years**

(21) Appl. No.: **29/469,388**

(22) Filed: **Oct. 9, 2013**

(30) **Foreign Application Priority Data**

Apr. 10, 2013 (KR) 30-2013-0018625

(51) **LOC (10) Cl.** **15-05**

(52) **U.S. Cl.**
USPC **D32/25; D32/28**

(58) **Field of Classification Search**
USPC D32/25, 28, 5-6, 24, 34; 68/3 R, 5 R,
68/12.01, 12.08; 34/87-88, 524, 534;
312/31; D12/42, 106, 181, 223
CPC D06F 39/12; A45D 20/44
See application file for complete search history.

(56) **References Cited**

U.S. PATENT DOCUMENTS

D35,003 S * 8/1901 Pettis D12/42
D171,907 S * 4/1954 Mundt D32/28
D181,310 S * 10/1957 O'Donnell D12/181
3,310,969 A * 3/1967 Vrana 68/18 FA
D280,497 S * 9/1985 Sullivan et al. D12/181

D282,157 S * 1/1986 Kerschbaum D12/181
D314,261 S * 1/1991 Carr et al. D32/25
D466,060 S * 11/2002 Snook et al. D12/190

(Continued)

FOREIGN PATENT DOCUMENTS

CN 3365597 * 4/2004
EM WO D074322-008 * 9/2010

OTHER PUBLICATIONS

1961 Ford Thunderbird Plastic Insert for T Bird Emblem NO Crazying Some Fading | eBay, online, T-Bird-Emblem-No-Crazying-Some-Fading-/361131691275?hash=item5415204d0b, [site visited Apr. 9, 2015 8:34:53 PM].*

(Continued)

Primary Examiner — John Windmuller

Assistant Examiner — John R Yeh

(74) *Attorney, Agent, or Firm* — Cantor Colburn LLP

(57) **CLAIM**


We claim, the ornamental design for a washing machine, as shown and described.

DESCRIPTION

FIG. 1 is a perspective view of a washing machine, showing our new design in an exemplary embodiment;
FIG. 2 is a front elevation view thereof;
FIG. 3 is a rear elevation view thereof;
FIG. 4 is a side elevation view thereof;
FIG. 5 is a another side elevation view thereof;
FIG. 6 is a top plan view thereof;
FIG. 7 is a bottom plan view thereof;
FIG. 8 is a partial and enlarged perspective view showing a part thereof; and,
FIG. 9 is a partial and enlarged another side elevation view thereof.

The broken lines illustrating portions of the washing machine are for environmental purposes only and form no part of the claimed design.

1 Claim, 9 Drawing Sheets



(56)

References Cited

U.S. PATENT DOCUMENTS

D473,496 S * 4/2003 Tanabe et al. D12/163
D486,615 S * 2/2004 Schober et al. D32/25
D529,242 S * 9/2006 Ha et al. D32/6
D533,118 S * 12/2006 Toyooka et al. D12/163
D544,658 S * 6/2007 Kim et al. D32/6
D568,217 S * 5/2008 Tomatsu et al. D12/163
D607,384 S * 1/2010 Krauss D12/181
D614,099 S * 4/2010 Ectors et al. D12/181
D615,011 S * 5/2010 Penders D12/181
D620,211 S * 7/2010 Shail D32/25
D635,727 S * 4/2011 Jeon et al. D32/6

D638,337 S * 5/2011 Francisco D12/181
D704,909 S * 5/2014 Jeon et al. D32/25
D708,799 S * 7/2014 Choi et al. D32/6
D708,800 S * 7/2014 Choi et al. D32/6
D711,298 S * 8/2014 Jamieson D12/181
2009/0218834 A1 * 9/2009 Huber et al. 293/155

OTHER PUBLICATIONS

Washing machine fascia on Youtube, upload date Apr. 4, 2010, online, site visited Apr. 10, 2015, <https://www.youtube.com/watch?v=dcgN-1oQ4Ks>.*

* cited by examiner

FIG. 1




FIG. 2

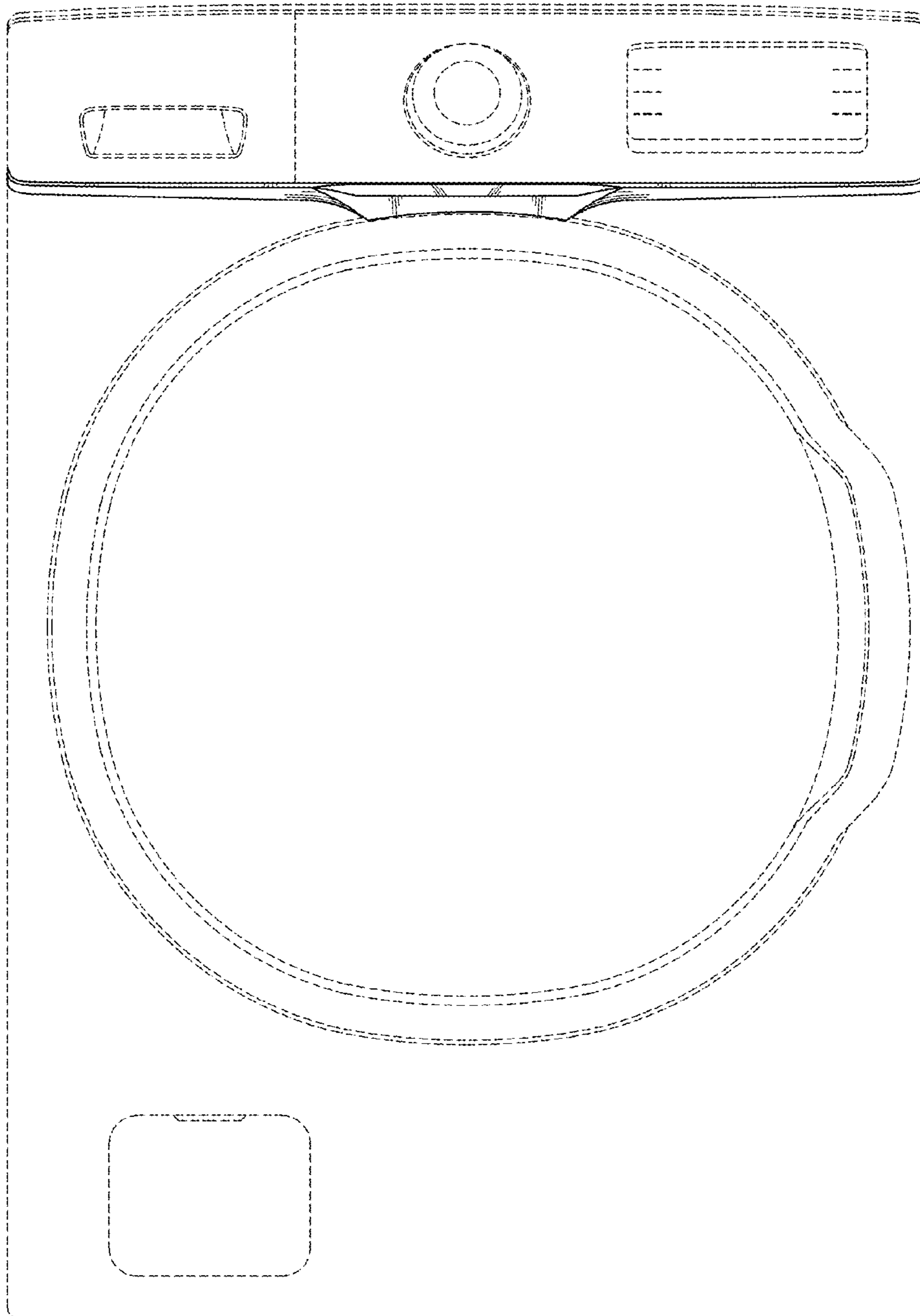


FIG. 3



FIG. 4

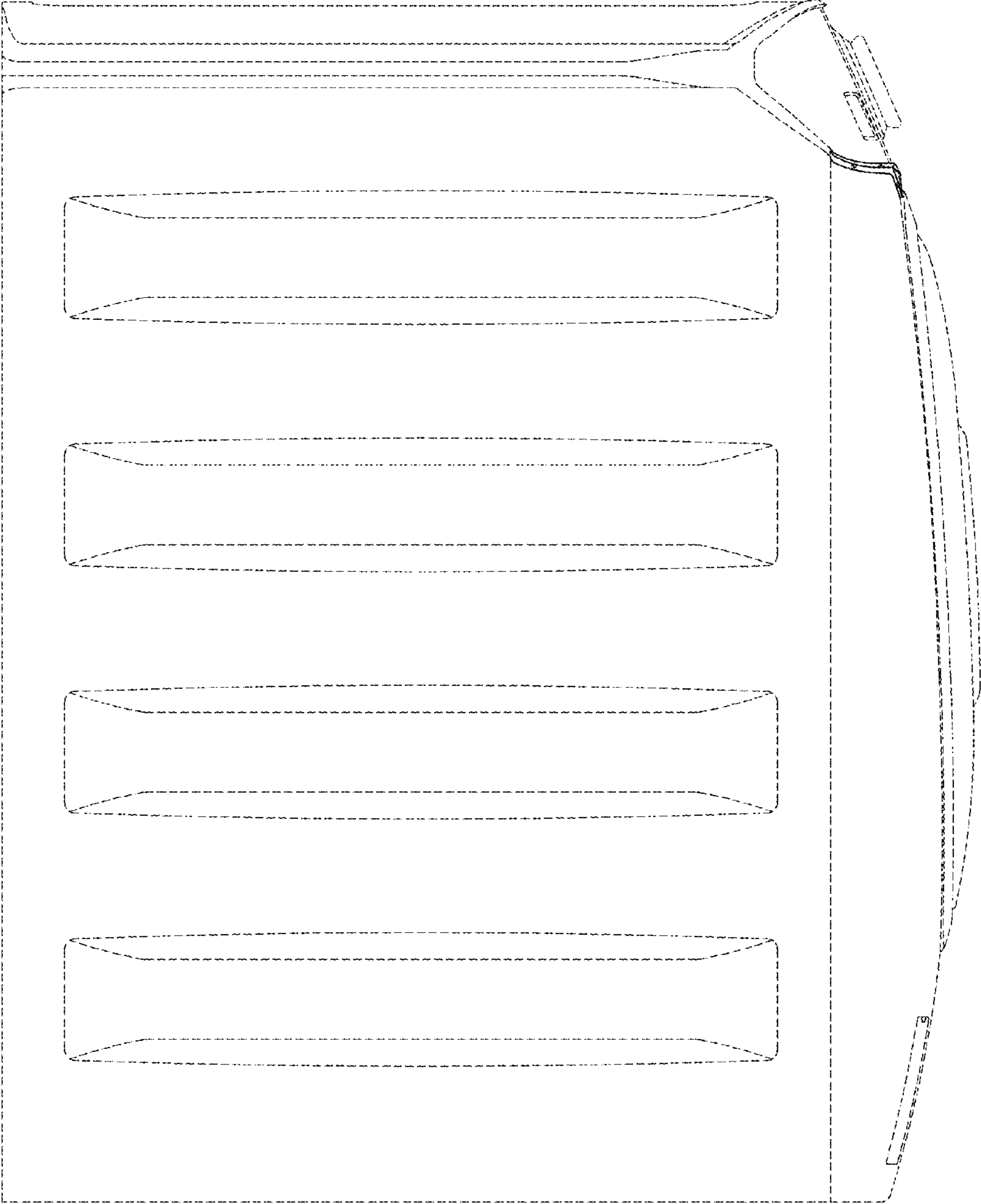


FIG. 5

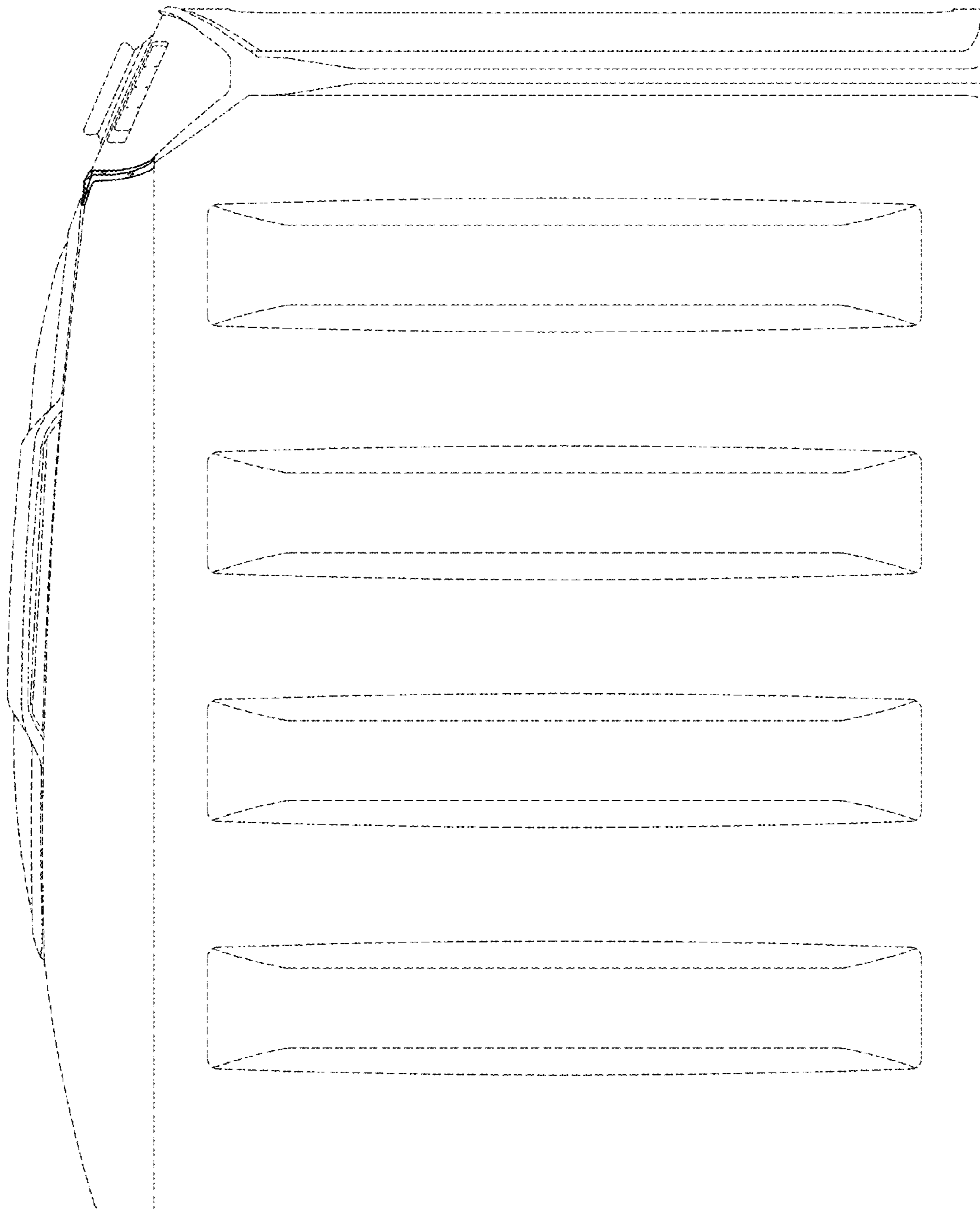


FIG. 6




FIG. 7




FIG. 8

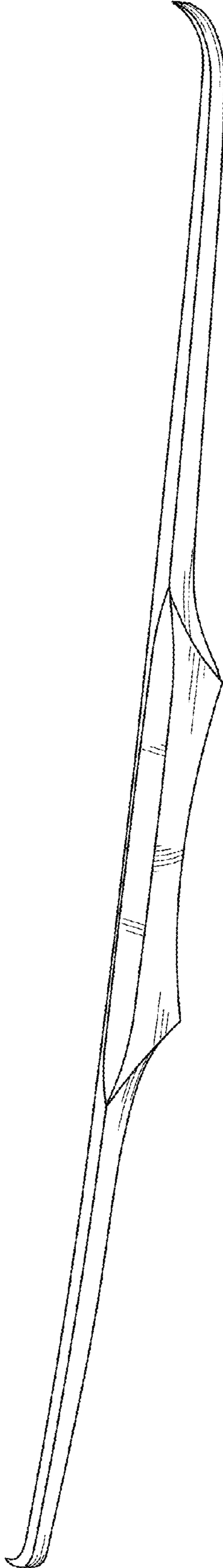


FIG. 9

