



US00D756046S

(12) **United States Design Patent**
Roberson et al.

(10) **Patent No.:** **US D756,046 S**
(45) **Date of Patent:** **** May 10, 2016**

(54) **DISHWASHER DOOR**

(71) Applicant: **BSH Home Appliances Corporation**,
Irvine, CA (US)

(72) Inventors: **Lindsay Roberson**, Durham, NC (US);
Thomas Ott, Neubiberg (DE)

(73) Assignee: **BSH Home Appliances Corporation**,
Irvine, CA (US)

(**) Term: **15 Years**

(21) Appl. No.: **29/541,578**

(22) Filed: **Oct. 6, 2015**

Related U.S. Application Data

(62) Division of application No. 29/535,955, filed on Aug. 12, 2015, now Pat. No. Des. 748,353, which is a division of application No. 29/524,469, filed on Apr. 21, 2015, now Pat. No. Des. 743,121, which is a division of application No. 29/478,582, filed on Jan. 7, 2014, now Pat. No. Des. 732,755, which is a division of application No. 29/451,788, filed on Apr. 9, 2013, now Pat. No. Des. 702,898, which is a division of application No. 29/425,994, filed on Jun. 29, 2012, now Pat. No. Des. 684,736, which is a division of application No. 29/403,661, filed on Oct. 10, 2011, now Pat. No. Des. 668,403.

(51) **LOC (10) Cl.** **15-05**

(52) **U.S. Cl.**
USPC **D32/3**

(58) **Field of Classification Search**
USPC D32/1-3, 25, 28; D7/340, 348-350,
D7/405; 312/31, 109, 228; 134/56 D, 57 D,
134/58 D, 58 DL, 201
CPC A47L 15/4265; A47L 15/4259; A47L
15/4257; A47L 15/4293; F25D 23/02; F25D
23/021

See application file for complete search history.

(56) **References Cited**

U.S. PATENT DOCUMENTS

5,365,959	A *	11/1994	Favaro	A47L 15/4293 134/113
D385,070	S *	10/1997	Hughes	D32/3
D424,257	S *	5/2000	Umeda	D32/2
D539,992	S *	4/2007	Yamamoto	D32/2
7,216,944	B2 *	5/2007	Oyler	A47L 15/4265 312/109
D544,657	S *	6/2007	Jung	D32/2
D577,869	S *	9/2008	Tartan	D32/2

(Continued)

Primary Examiner — Robert Delehanty

(74) *Attorney, Agent, or Firm* — James E. Howard; Andre Pallapies

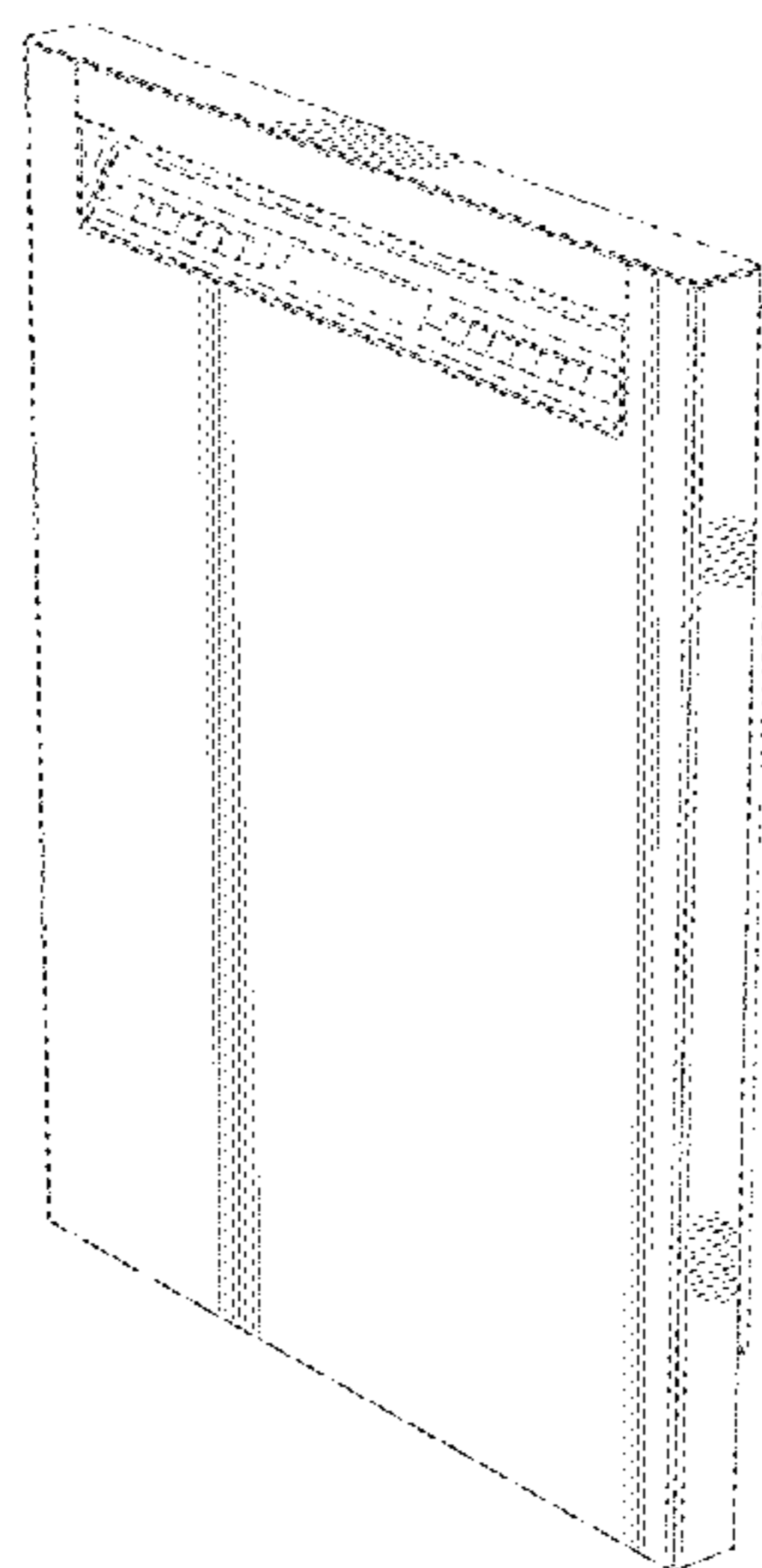
(57) **CLAIM**

The ornamental design for a dishwasher door, as shown and described.

DESCRIPTION

FIG. 1 is a front perspective view, from the top, of a dishwasher door as according to our new ornamental design;
FIG. 2 is a front view thereof;
FIG. 3 is a top view thereof;
FIG. 4 is a left side view thereof, with the right hand side view thereof being a mirror image thereof;
FIG. 5 is a front perspective view thereof from the bottom;
FIG. 6 is a cross sectional view along lines 33-33 of FIG. 5; and,
FIG. 7 is a cross sectional view along lines 34-34 of FIG. 5. The broken lines of the dishwasher, dishwasher compartment and/or components thereof show surrounding structure or environment and do not form part of the claimed design. The bottom and rear parts of the dishwasher door, and the bottom, rear and top of the dishwasher compartment are unornamented and form no part of the claimed design.

1 Claim, 5 Drawing Sheets



(56)

References Cited

U.S. PATENT DOCUMENTS

D613,467 S *	4/2010	Park	D32/6	D668,402 S *	10/2012	Eng	D32/3
D627,937 S *	11/2010	Kim	D32/2	D668,403 S *	10/2012	Eng	D32/3
D665,957 S *	8/2012	Eng	D32/2	D668,404 S *	10/2012	Eng	D32/3
D667,596 S *	9/2012	Berberet	D32/3	D670,457 S *	11/2012	Eng	D32/3
					D673,742 S *	1/2013	Eng	D32/2
					2003/0030288 A1 *	2/2003	Miller	A47L 15/4259 292/303

* cited by examiner

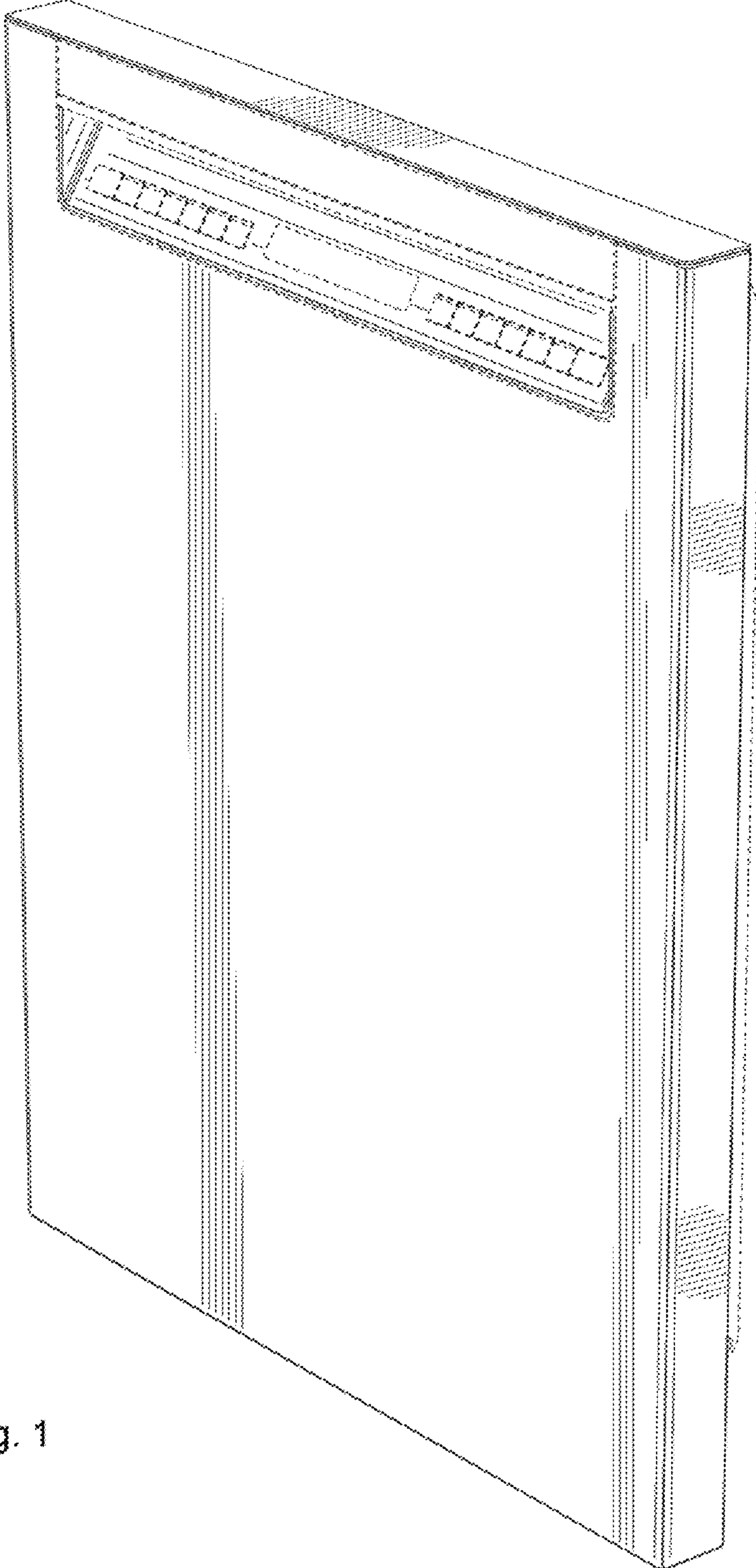


Fig. 1




Fig. 2

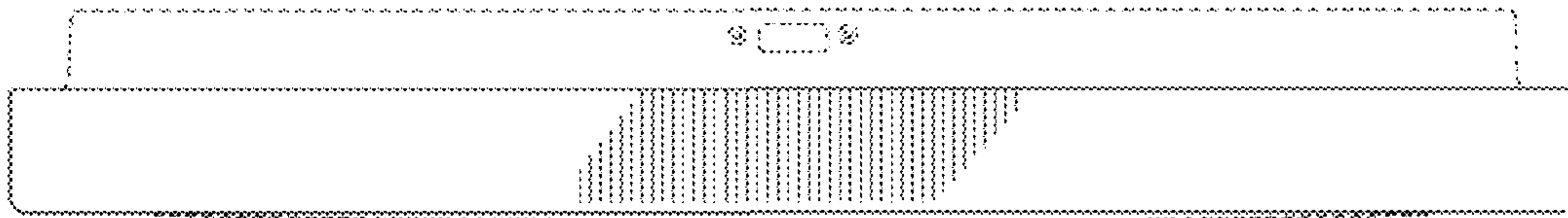


Fig. 3




Fig. 4

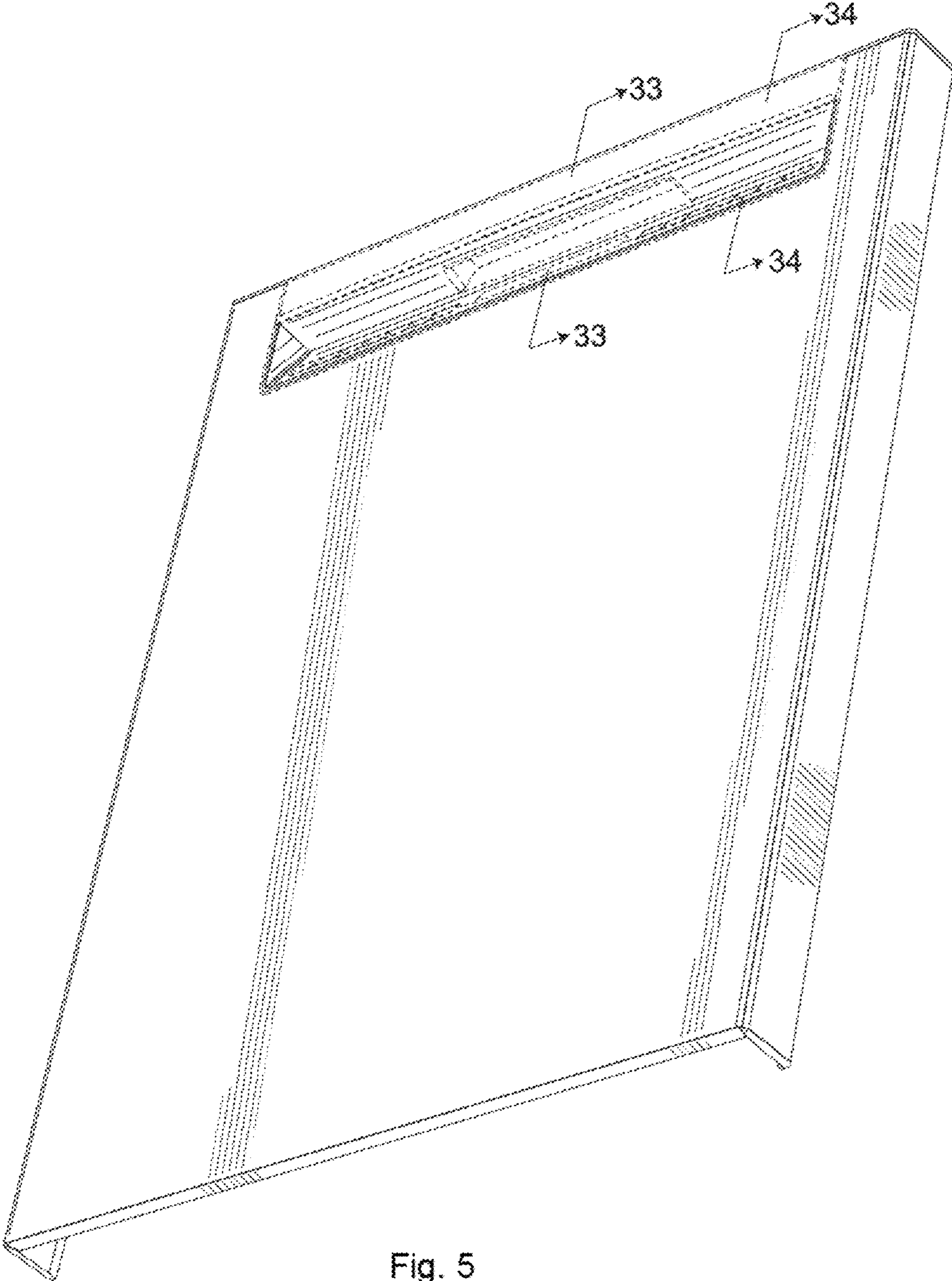


Fig. 5

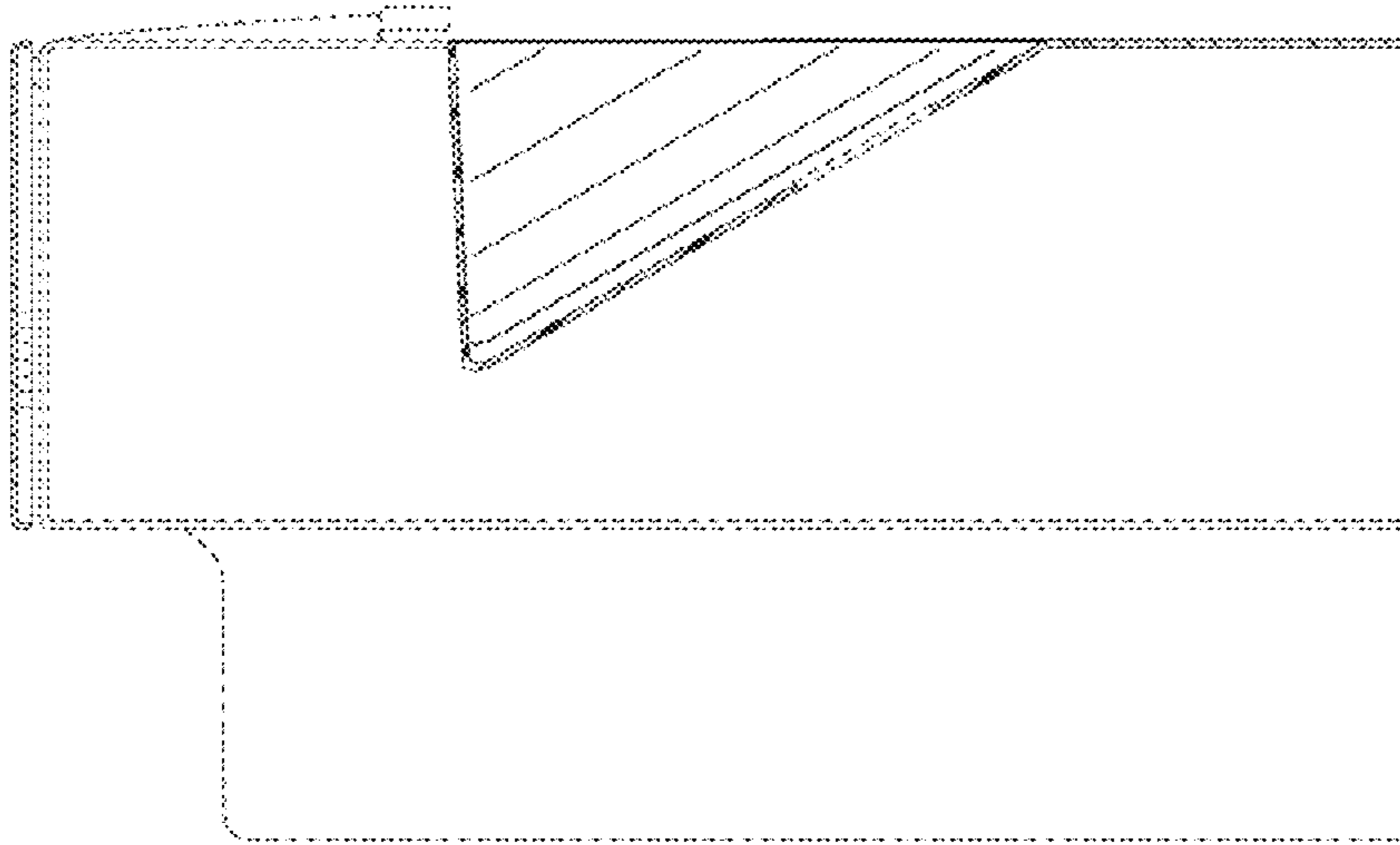


Fig. 7

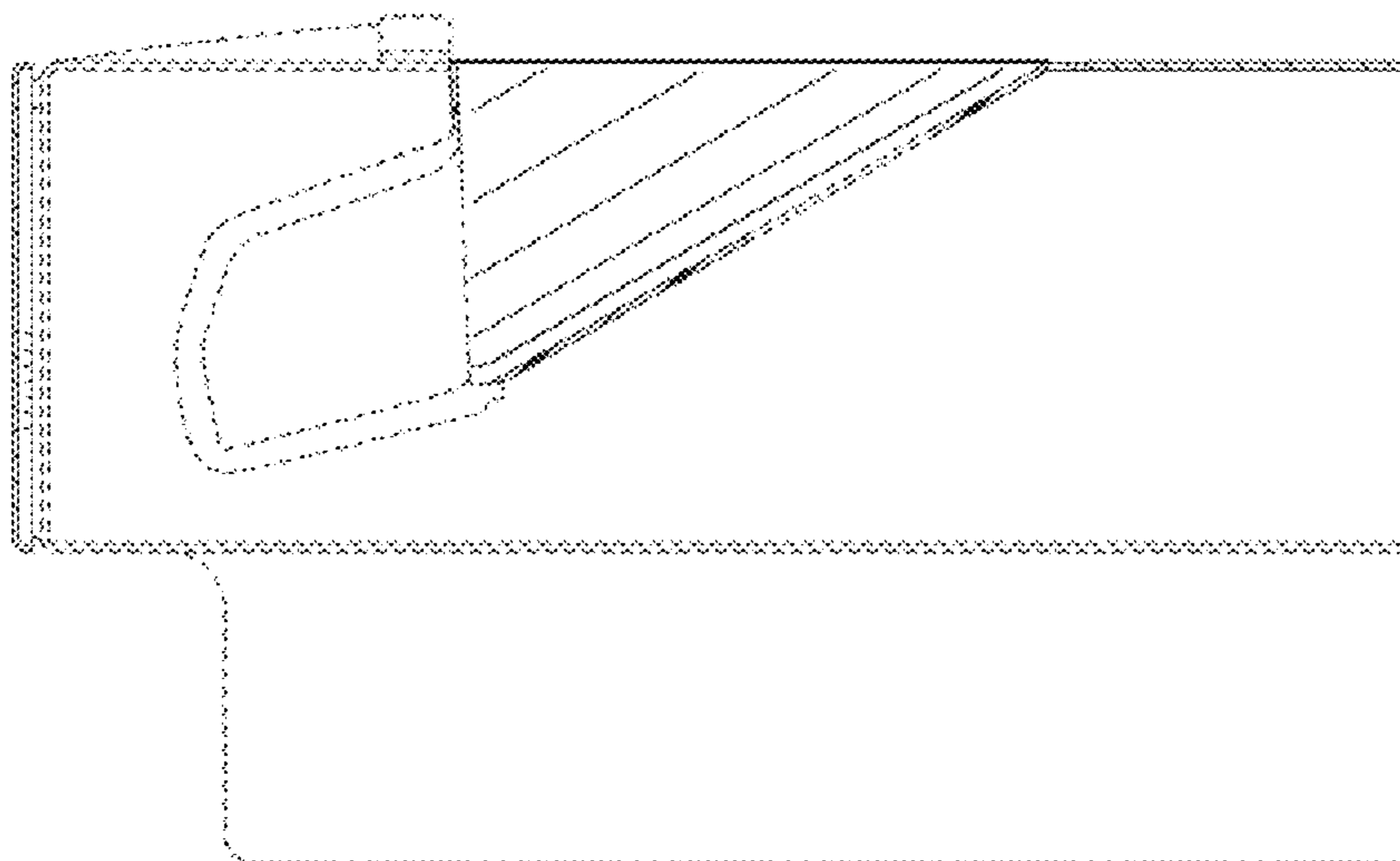


Fig. 6