

US00D756006S

(12) **United States Design Patent**  
**Handt et al.**

(10) **Patent No.:** **US D756,006 S**  
(45) **Date of Patent:** **\*\* May 10, 2016**

- (54) **TAILLIGHT FOR A VEHICLE**
- (71) Applicant: **Daimler AG**, Stuttgart (DE)
- (72) Inventors: **Stefan Handt**, Stuttgart (DE); **Robert Lesnik**, Leonberg (DE); **Gorden Wagener**, Gaeufelden (DE)
- (73) Assignee: **Daimler AG**, Stuttgart (DE)
- (\*\*) Term: **14 Years**
- (21) Appl. No.: **29/517,182**
- (22) Filed: **Feb. 11, 2015**
- (30) **Foreign Application Priority Data**  
  - Aug. 12, 2014 (WO) ..... DM/084 156
- (51) **LOC (10) Cl.** ..... **26-06**
- (52) **U.S. Cl.**  
  - USPC ..... **D26/28**
- (58) **Field of Classification Search**  
  - USPC ..... D26/28-36; 362/459-468, 475-478, 362/485-487
  - CPC ..... F21S 48/00; F21S 48/10; F21S 48/115; F21S 48/225; F21S 48/1233; F21S 48/1266; F21S 48/1388; F21S 48/2268; F21V 21/04
  - See application file for complete search history.

- (56) **References Cited**  
  - U.S. PATENT DOCUMENTS
  - D549,363 S \* 8/2007 Pfeiffer ..... D26/28
  - D552,769 S \* 10/2007 Leclercq ..... D26/28
  - D553,269 S \* 10/2007 Pfeiffer ..... D26/28

D570,015 S \* 5/2008 Hsu ..... D26/28  
D574,524 S \* 8/2008 Tomatsu ..... D26/28

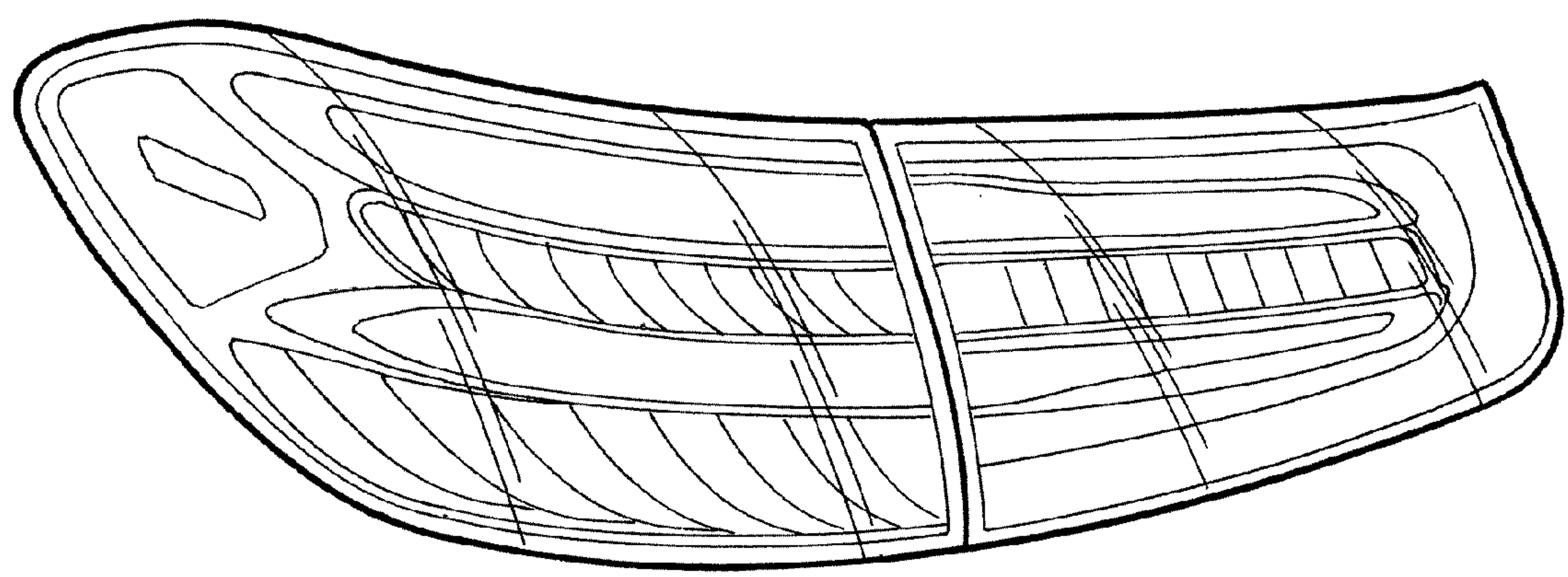
\* cited by examiner  
*Primary Examiner* — Marcus Jackson  
(74) *Attorney, Agent, or Firm* — Crowell & Moring LLP

(57) **CLAIM**  
The ornamental design for a taillight for a vehicle, as shown and described.

**DESCRIPTION**

This application contains subject matter related to the following co-pending U.S. design patent applications: Application Ser. No. 29/515,462, filed Jul. 23, 2015 and entitled "Vehicle, Toy, and/or Replicas Thereof;" Application Ser. No. 29/515,466, filed Jul. 23, 2015 and entitled "Rear Portion of a Vehicle, Toy, and/or Replicas Thereof;" and Application Ser. No. 29/517,181, filed herewith and entitled "Taillight for a Vehicle".  
FIG. 1 is a left perspective view of a first embodiment of a taillight for a vehicle according to the design;  
FIG. 2 is a left side view thereof;  
FIG. 3 is a front view thereof; and  
FIG. 4 is a top view thereof.  
FIG. 5 is a front perspective view of a taillight for a vehicle thereof, with the taillight for a vehicle from the opposite side of the vehicle being depicted in the first embodiment;  
FIG. 6 is a right side view thereof;  
FIG. 7 is a front view thereof; and,  
FIG. 8 is a top view thereof.  
The broken lines are for illustrative purposes only and form no part of the claimed design. Also enclosed is a set of photographs of an embodiment of the design.

**1 Claim, 4 Drawing Sheets**



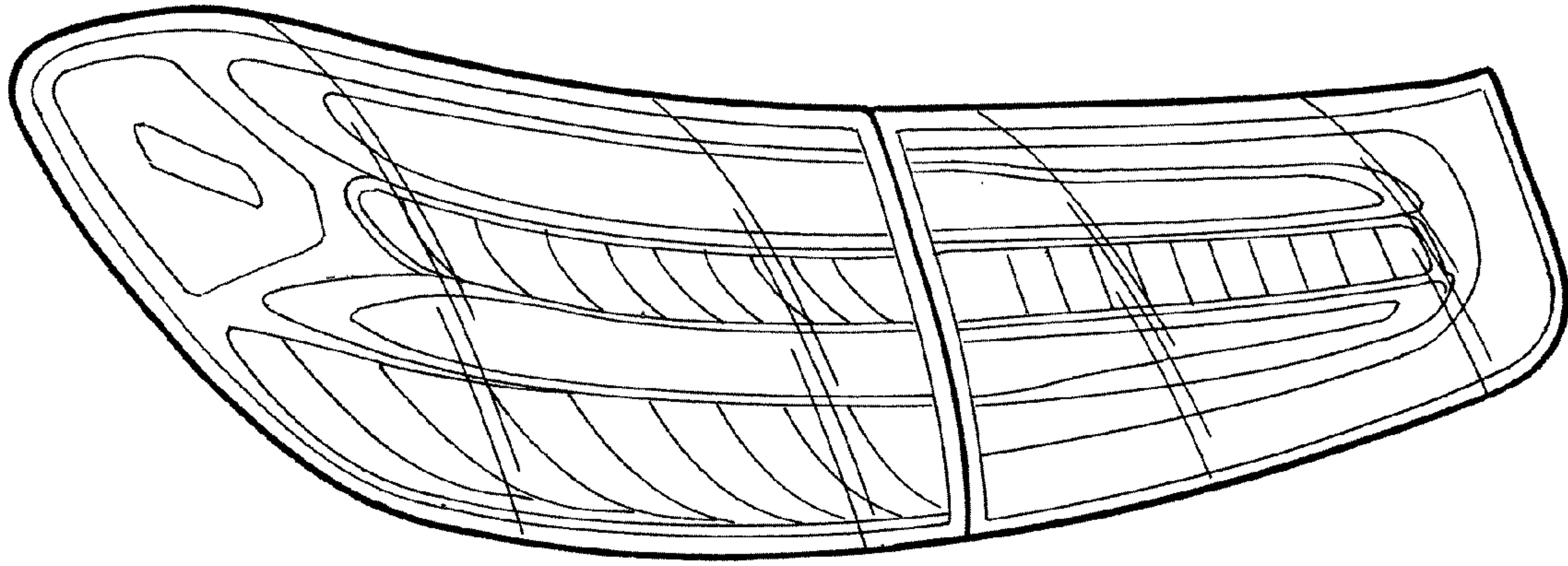


FIG. 1

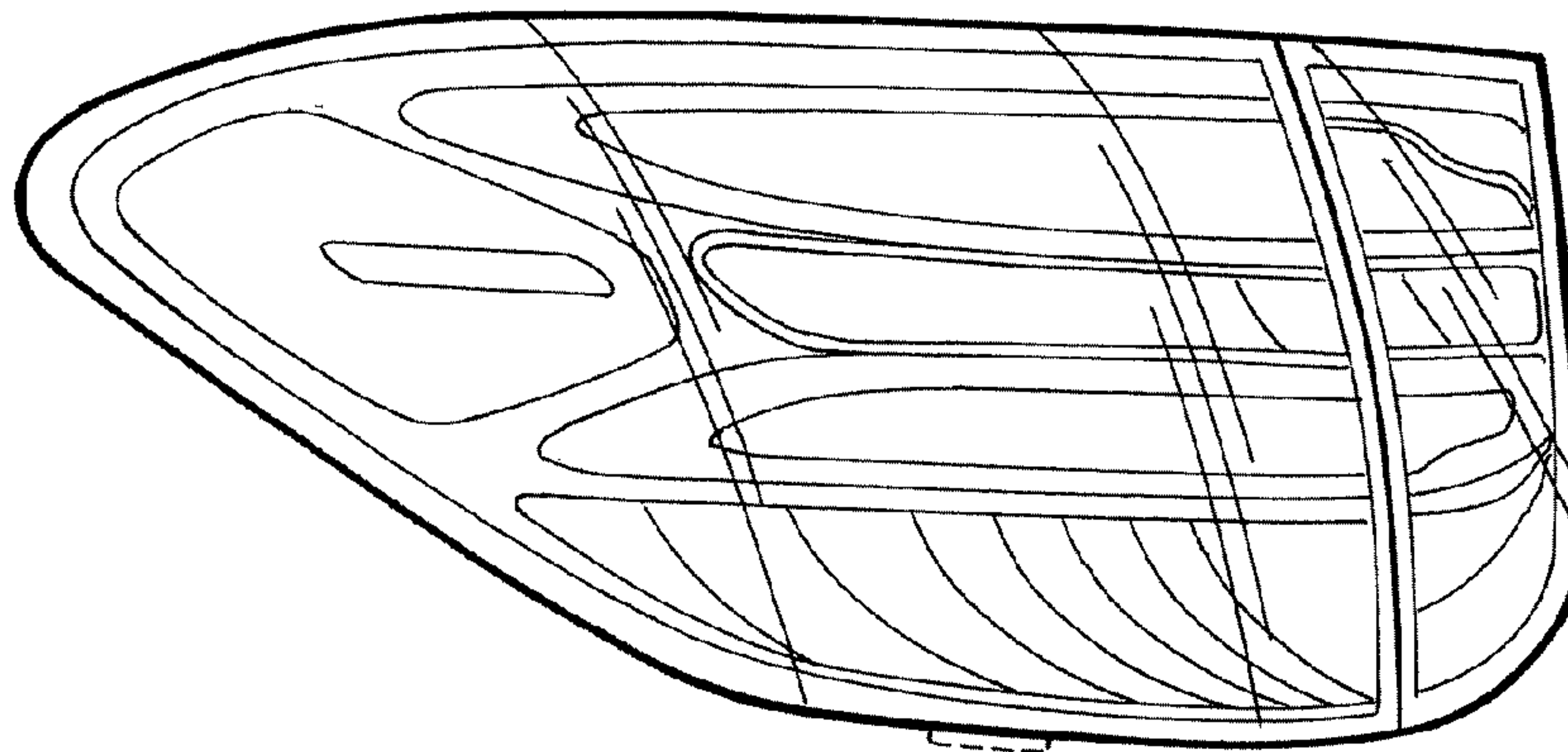


FIG. 2

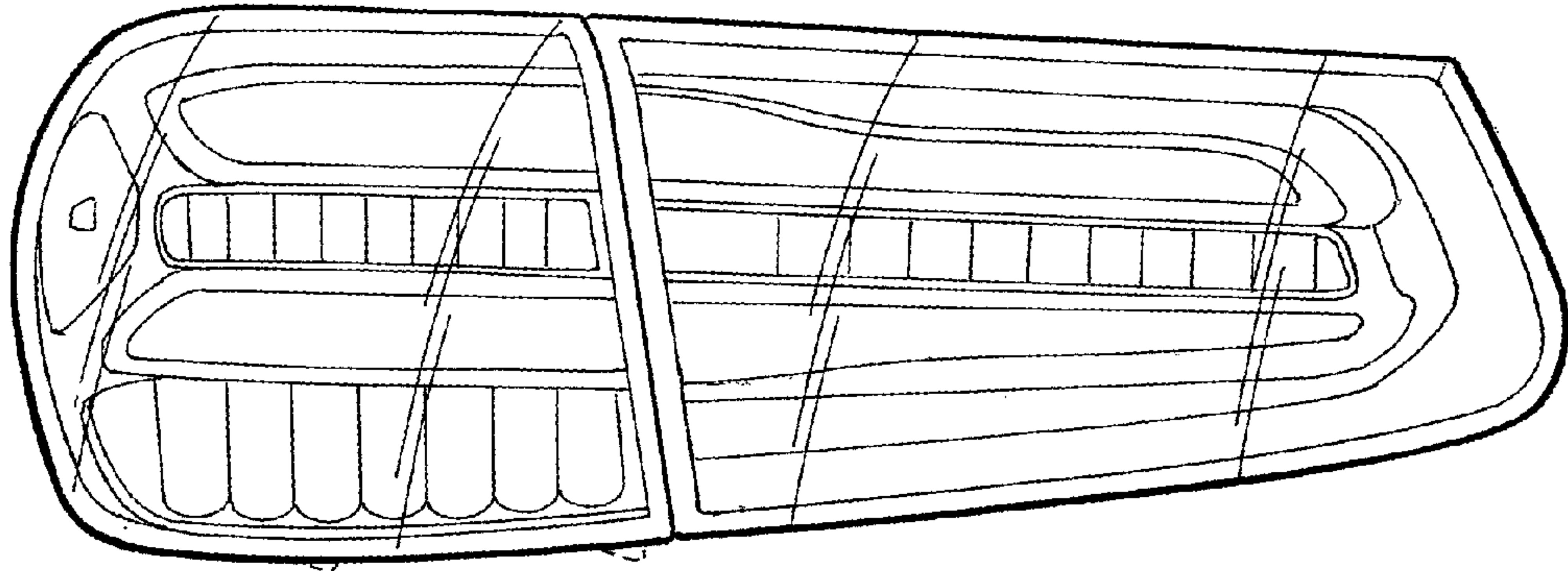


FIG. 3

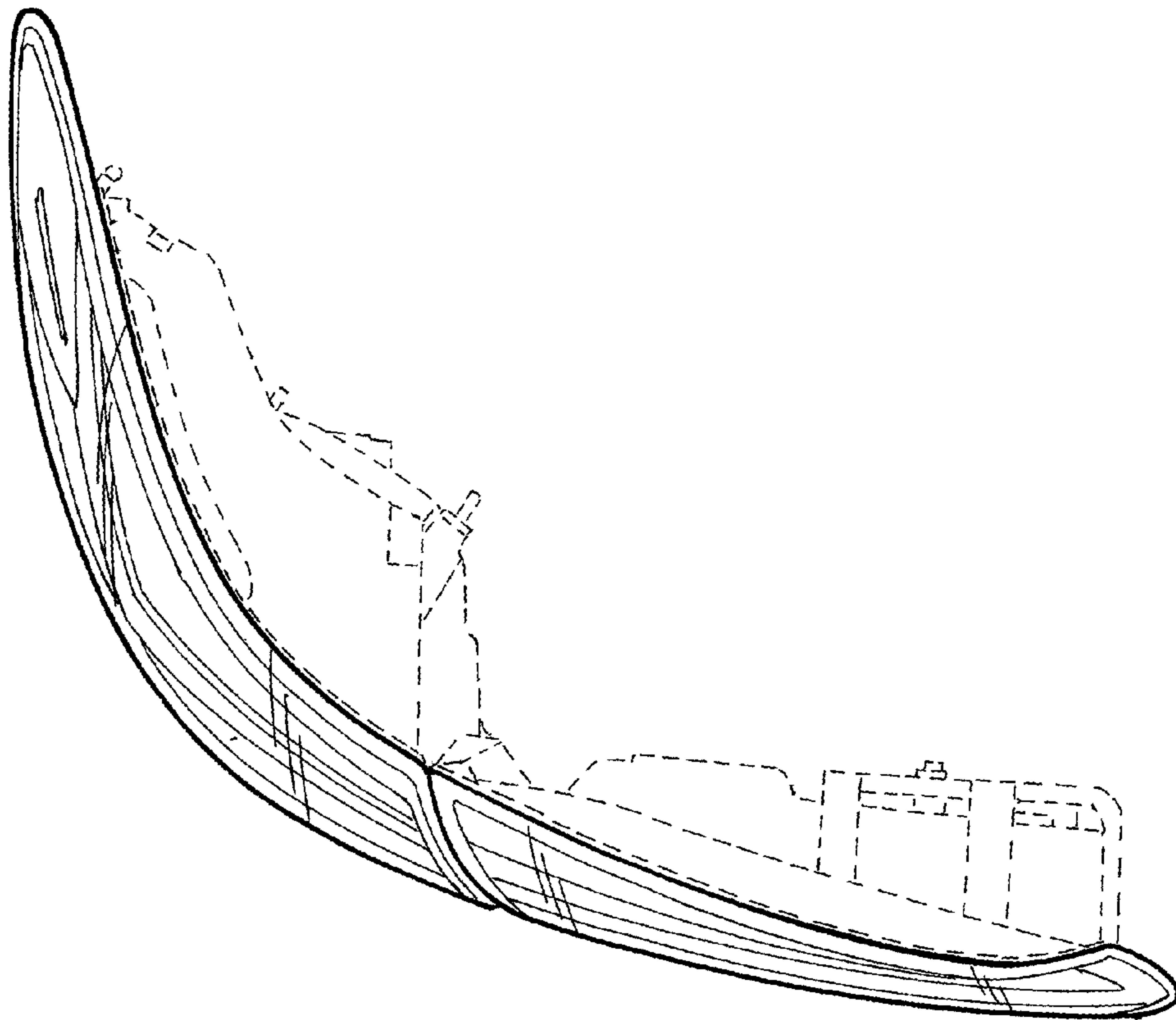


FIG. 4



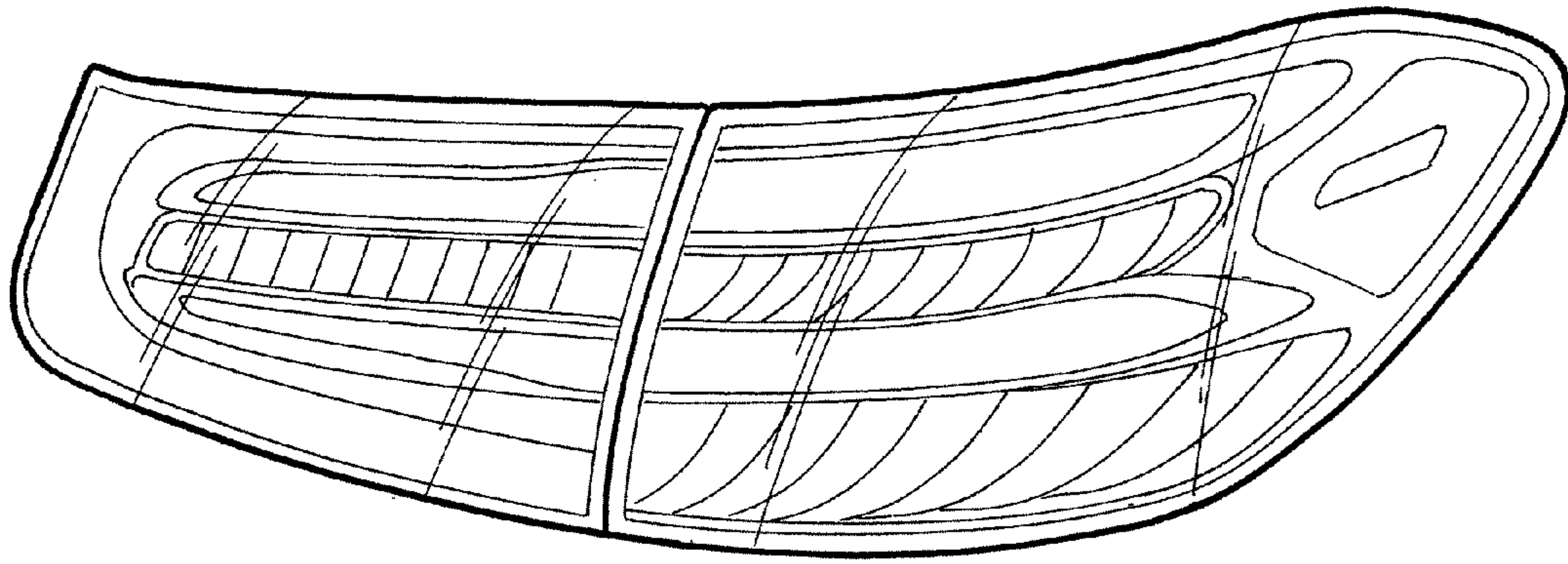


FIG. 5

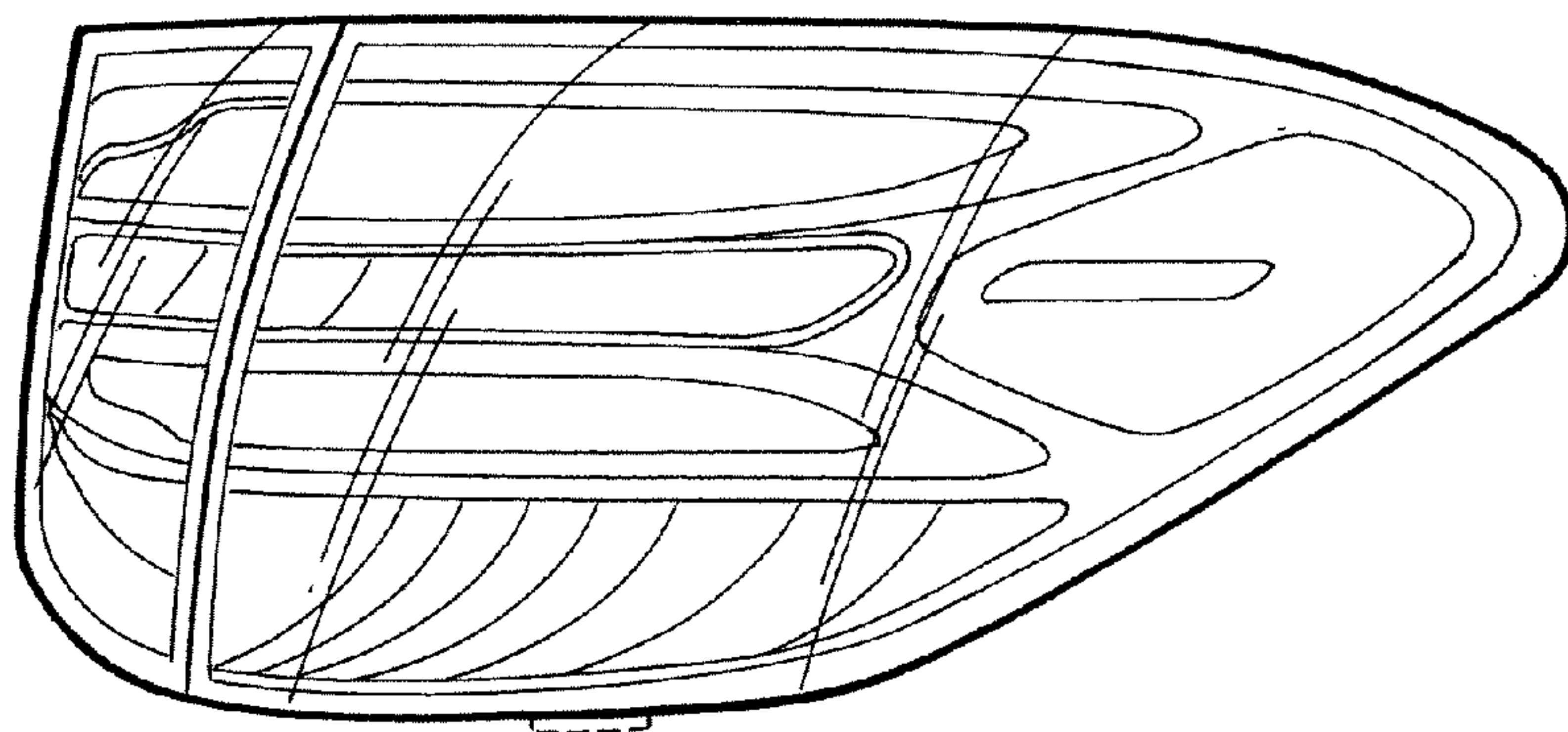


FIG. 6

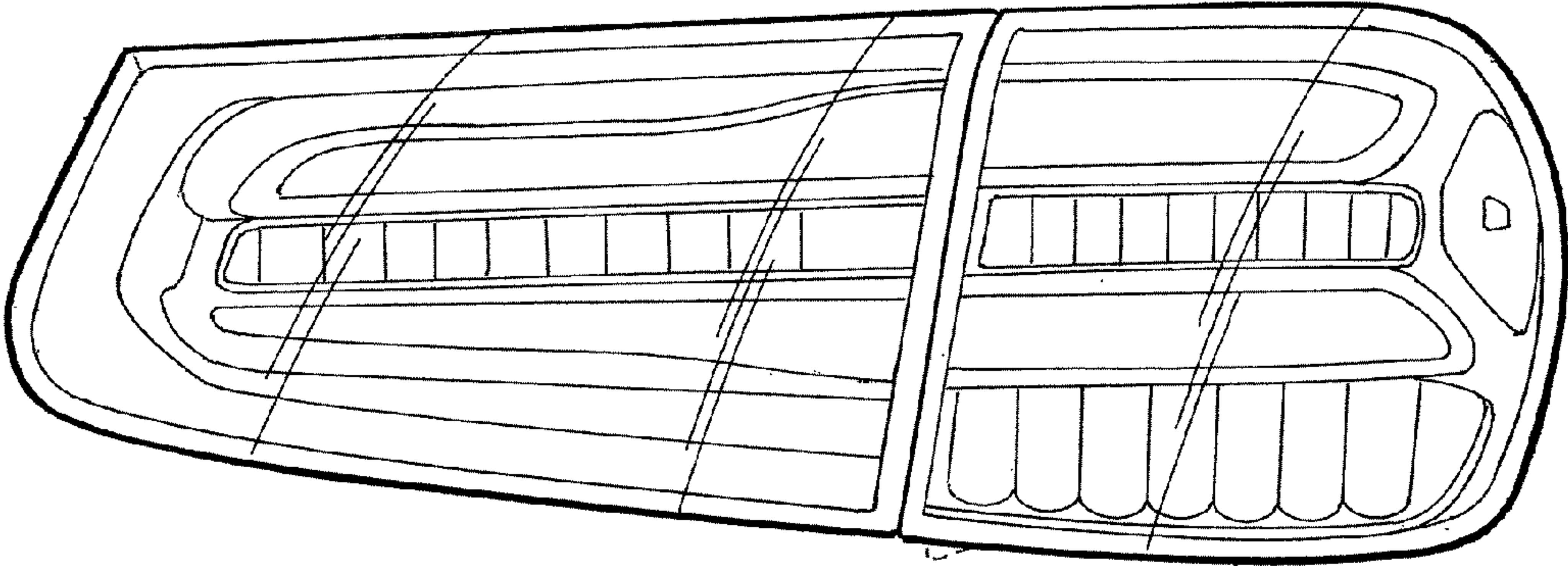


FIG. 7




FIG. 8