



US00D755988S

(12) **United States Design Patent**  
**Walker et al.**

(10) **Patent No.:** **US D755,988 S**  
(45) **Date of Patent:** **\*\* May 10, 2016**

(54) **HANDRAIL**

(71) Applicant: **Peak Innovations Inc.**, Richmond (CA)

(72) Inventors: **Simon Walker**, Delta (CA); **Craig Raymond Lawson**, Burnaby (CA)

(73) Assignee: **Peak Innovations Inc.**, Richmond, British Columbia

(\*\*) Term: **14 Years**

(21) Appl. No.: **29/504,841**

(22) Filed: **Oct. 9, 2014**

(30) **Foreign Application Priority Data**

Apr. 16, 2014 (CA) ..... 156110

(51) **LOC (10) Cl.** ..... **25-01**

(52) **U.S. Cl.**  
USPC ..... **D25/38.1; D25/119**

(58) **Field of Classification Search**  
USPC ..... D25/38.1, 41.1, 43, 44, 119, 122, 124;  
D26/138, 155; 52/152, 716.1; 256/59,  
256/64, 65.01-65.03, 65.09, 65.11, 65.15,  
256/65.16, 66

CPC ... E04F 11/18; E04F 11/1802; E04F 11/1808;  
E04F 11/1836; E01F 15/0453; B63B 17/04  
See application file for complete search history.

(56) **References Cited**

**U.S. PATENT DOCUMENTS**

3,982,735 A \* 9/1976 Fornells ..... B63B 17/04  
256/13.1  
D317,205 S \* 5/1991 Johansson ..... D25/125  
D324,645 S \* 3/1992 Magro ..... D25/122  
D335,353 S \* 5/1993 Baker ..... D25/38.1  
D353,467 S \* 12/1994 Raynes ..... D25/125  
D378,432 S \* 3/1997 Raynes ..... D25/164  
D506,381 S \* 6/2005 Lu ..... D8/349  
D509,906 S \* 9/2005 Enersen ..... D25/38.1

D604,070 S \* 11/2009 McElmurry ..... D6/716  
D620,127 S \* 7/2010 Mawby ..... D25/38.1  
D641,923 S \* 7/2011 Radchenko ..... D26/138  
D647,213 S \* 10/2011 Seehof ..... D25/41.1  
D647,214 S \* 10/2011 Seehof ..... D25/41.1  
D647,215 S \* 10/2011 Seehof ..... D25/41.1  
D647,629 S \* 10/2011 Seehof ..... D25/41.1  
D647,630 S \* 10/2011 Seehof ..... D25/41.1  
D647,631 S \* 10/2011 Seehof ..... D25/41.1  
D649,688 S \* 11/2011 Trzesniowski ..... D26/138  
D661,813 S \* 6/2012 Walker ..... D25/38.1  
D720,477 S \* 12/2014 Ross ..... D25/121  
2015/0292212 A1 \* 10/2015 Walker ..... E04F 11/1808  
256/62

**FOREIGN PATENT DOCUMENTS**

CN 302192204 \* 11/2012

**OTHER PUBLICATIONS**

<https://www.homedepot.ca/en/home/p.continuous-handrail-kit---white.1000792296.html> Retrieved: Feb. 18, 2016.\*

\* cited by examiner

*Primary Examiner* — Susan Bennett Hattan

*Assistant Examiner* — Leanne Was

(74) *Attorney, Agent, or Firm* — Smith IP

(57) **CLAIM**

The ornamental design for a handrail, as shown and described.

**DESCRIPTION**

FIG. 1 is a perspective view of a handrail in accordance with the design;

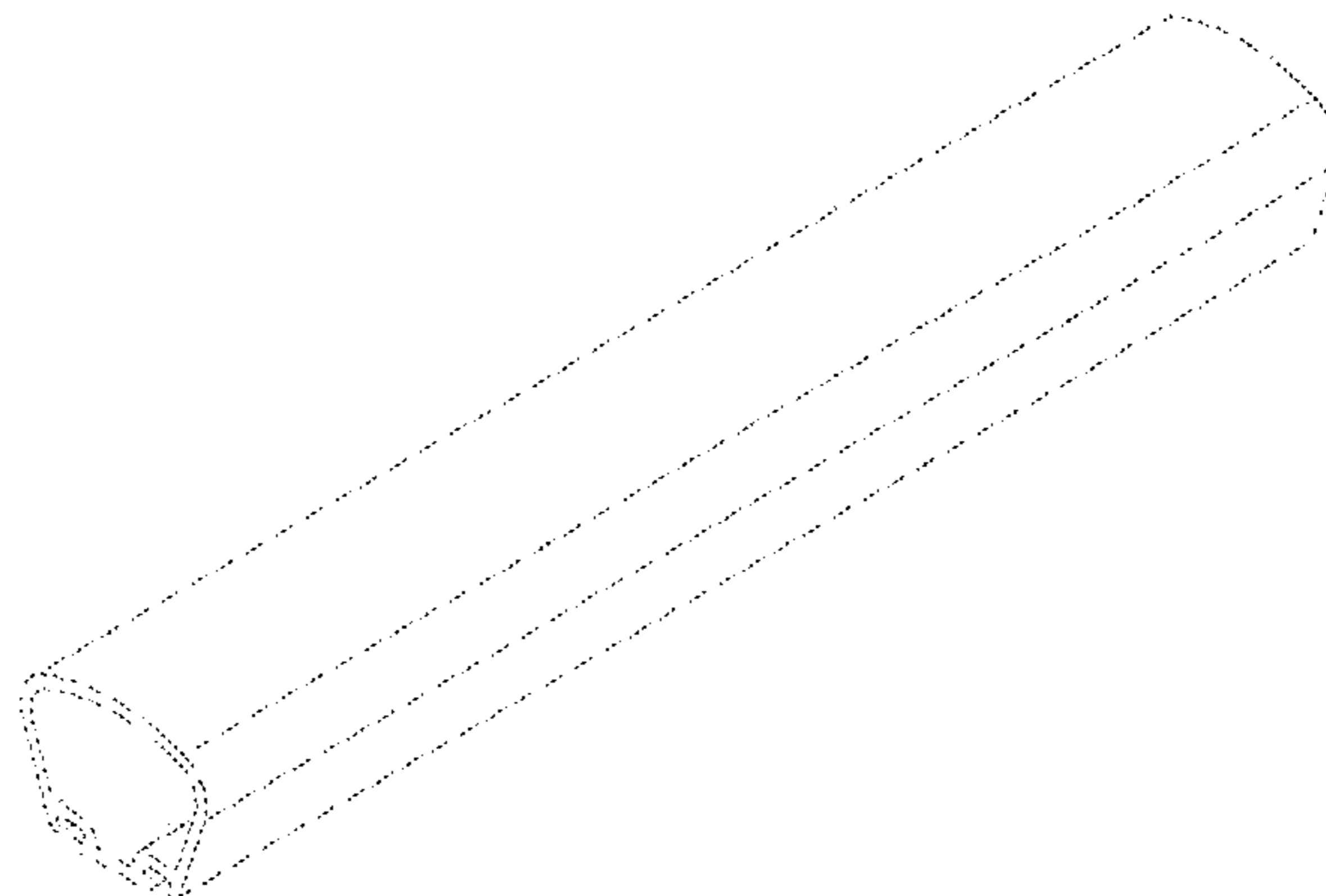
FIG. 2 is a front view of the handrail shown in FIG. 1, the rear view being identical;

FIG. 3 is a top view of the handrail shown in FIG. 1;

FIG. 4 is a left side view of the handrail shown in FIG. 1, the right side view being identical; and,

FIG. 5 is a bottom view of the handrail shown in FIG. 1.

**1 Claim, 2 Drawing Sheets**



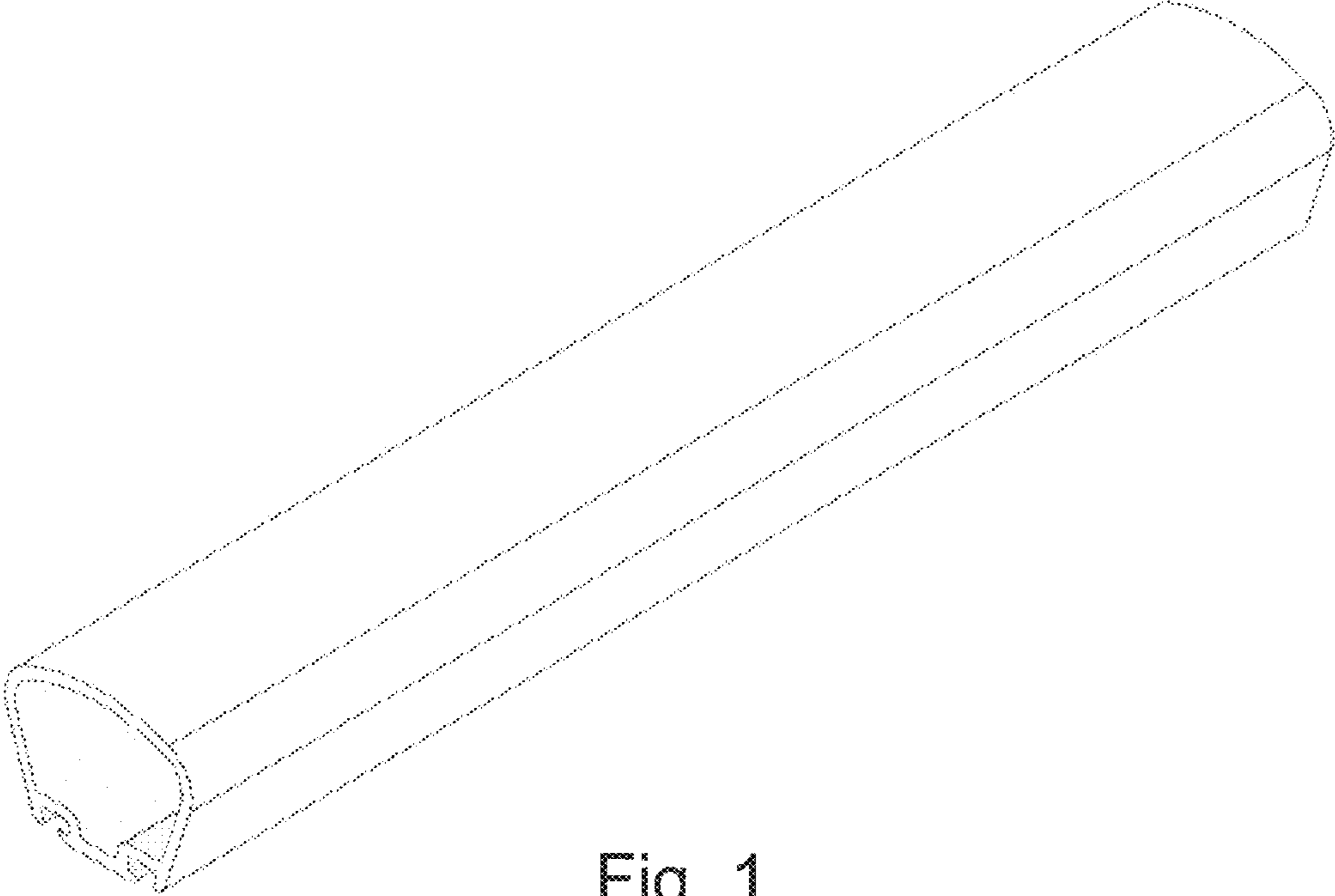


Fig. 1



Fig. 2




Fig. 3




Fig. 4




Fig. 5