



US00D755985S

(12) **United States Design Patent**
Porat

(10) **Patent No.:** **US D755,985 S**

(45) **Date of Patent:** **** May 10, 2016**

(54) **GUM MASSAGER**

(71) Applicant: **Amir Porat, Yehud (IL)**

(72) Inventor: **Amir Porat, Yehud (IL)**

(**) Term: **15 Years**

(21) Appl. No.: **29/531,624**

(22) Filed: **Jun. 29, 2015**

(51) **LOC (10) Cl.** **28-03**

(52) **U.S. Cl.**
USPC **D24/215**

(58) **Field of Classification Search**
USPC D24/200, 211, 212, 213, 214, 215,
D24/189-193; 601/19, 27-33, 38, 46, 52,
601/112, 118, DIG. 12, DIG. 14, DIG. 1,
601/DIG. 16, DIG. 17; D30/160
CPC A61H 2201/0153; A61H 2201/0207;
A61H 2201/0263; A61H 2201/0111; A61H
2201/1253; A61H 2205/082; A61H 2205/085;
A61H 15/0085; A61H 19/00; A61H 19/30;
A61H 19/32; A61H 19/40; A61H 19/44;
A61H 19/50
See application file for complete search history.

(56) **References Cited**

U.S. PATENT DOCUMENTS

D191,189	S	*	8/1961	Wisotsky	601/142
4,299,208	A	*	11/1981	Blanc	A61H 13/00
						601/141
D293,472	S	*	12/1987	Chrones	D24/211
D351,658	S	*	10/1994	Beckman	D24/133
5,374,264	A	*	12/1994	Wadsworth, Jr.	A61J 1/1412
						604/403
D423,787	S	*	5/2000	Musciano	D4/108
D538,435	S	*	3/2007	Wang	D24/215
D652,528	S	*	1/2012	Nan	D24/215
D653,763	S	*	2/2012	Nan	D24/215

D674,905	S	*	1/2013	Lowsky	D24/152
D708,755	S	*	7/2014	Kim	D24/215
D716,466	S	*	10/2014	Kanbar	D24/215
D728,118	S	*	4/2015	Welt	D24/215
D743,037	S	*	11/2015	Gonzalez	D24/176
2008/0255484	A1	*	10/2008	Gueret	A45D 34/041
						601/129
2010/0010292	A1	*	1/2010	Talbot	A61H 19/34
						600/38
2015/0314163	A1	*	11/2015	Yoshitake	A61H 1/02
						601/38

* cited by examiner

Primary Examiner — Sandra Snapp

(74) *Attorney, Agent, or Firm* — The IP Law Firm of Guy Levi, LLC; Guy Levi

(57) **CLAIM**

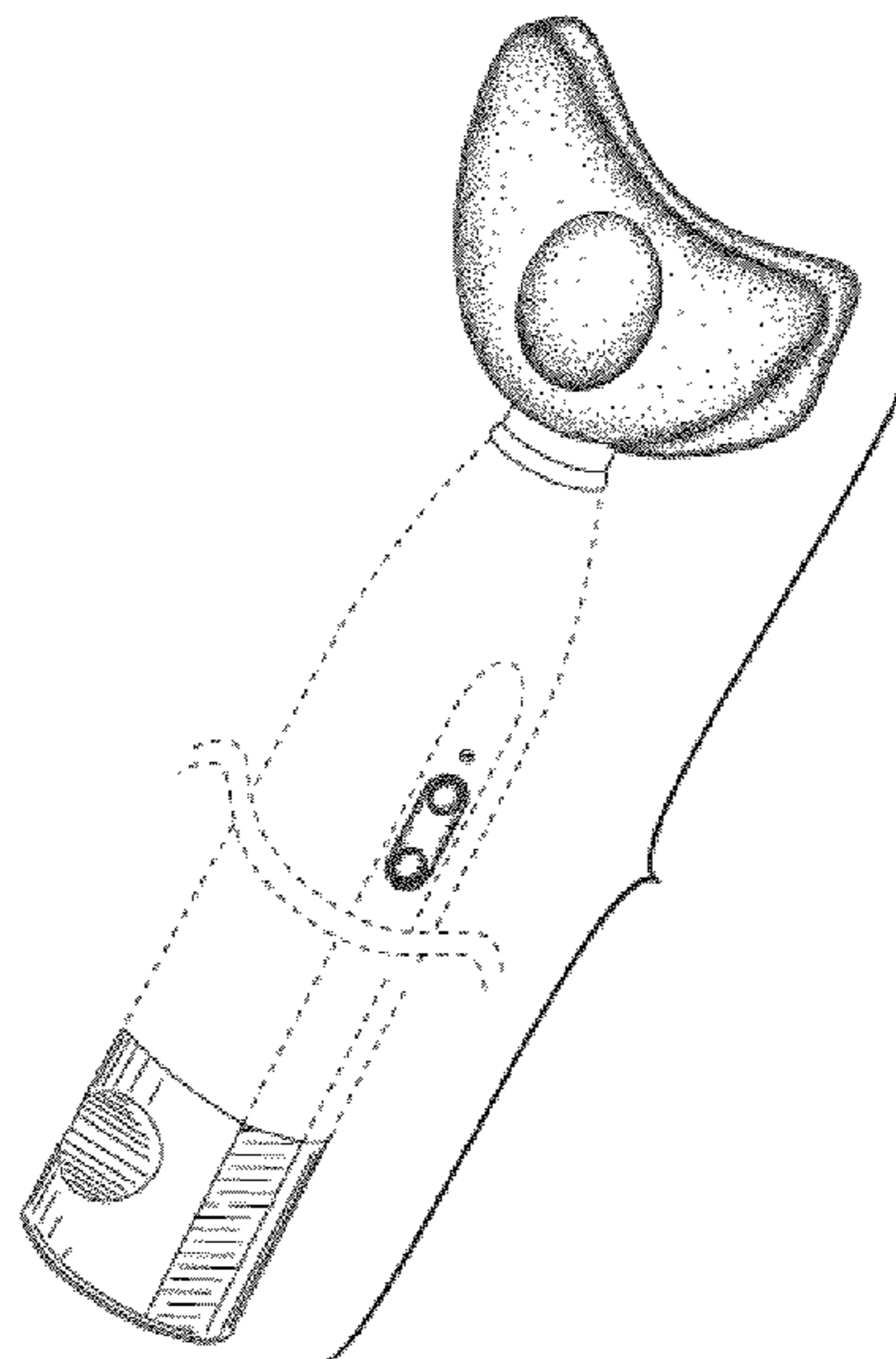
The ornamental design for a gum massager, as shown and described.

DESCRIPTION

FIG. 1 shows a perspective view of the gum massager I claim; FIG. 2 shows an exploded perspective view thereof; FIG. 3 shows an exploded front elevation view thereof; FIG. 4 shows an exploded left side elevation view thereof; FIG. 5 shows a top plan view thereof; and, FIG. 6 shows a bottom plan view thereof.

The dashed lines shown in FIGS. 1-4 indicate environmental structure and do not form any part of the claimed design. The bracketed broken away symbols shown in FIGS. 1-4 indicate that any portion of the article beyond what is shown forms no part of the claimed design. The stippled shading of the massager head in FIGS. 1-6 and the intensity level selectors in FIGS. 1-4 represent a surface contrast. The parallel shade lines in FIGS. 1-4 illustrate contour and not surface ornamentation.

1 Claim, 4 Drawing Sheets



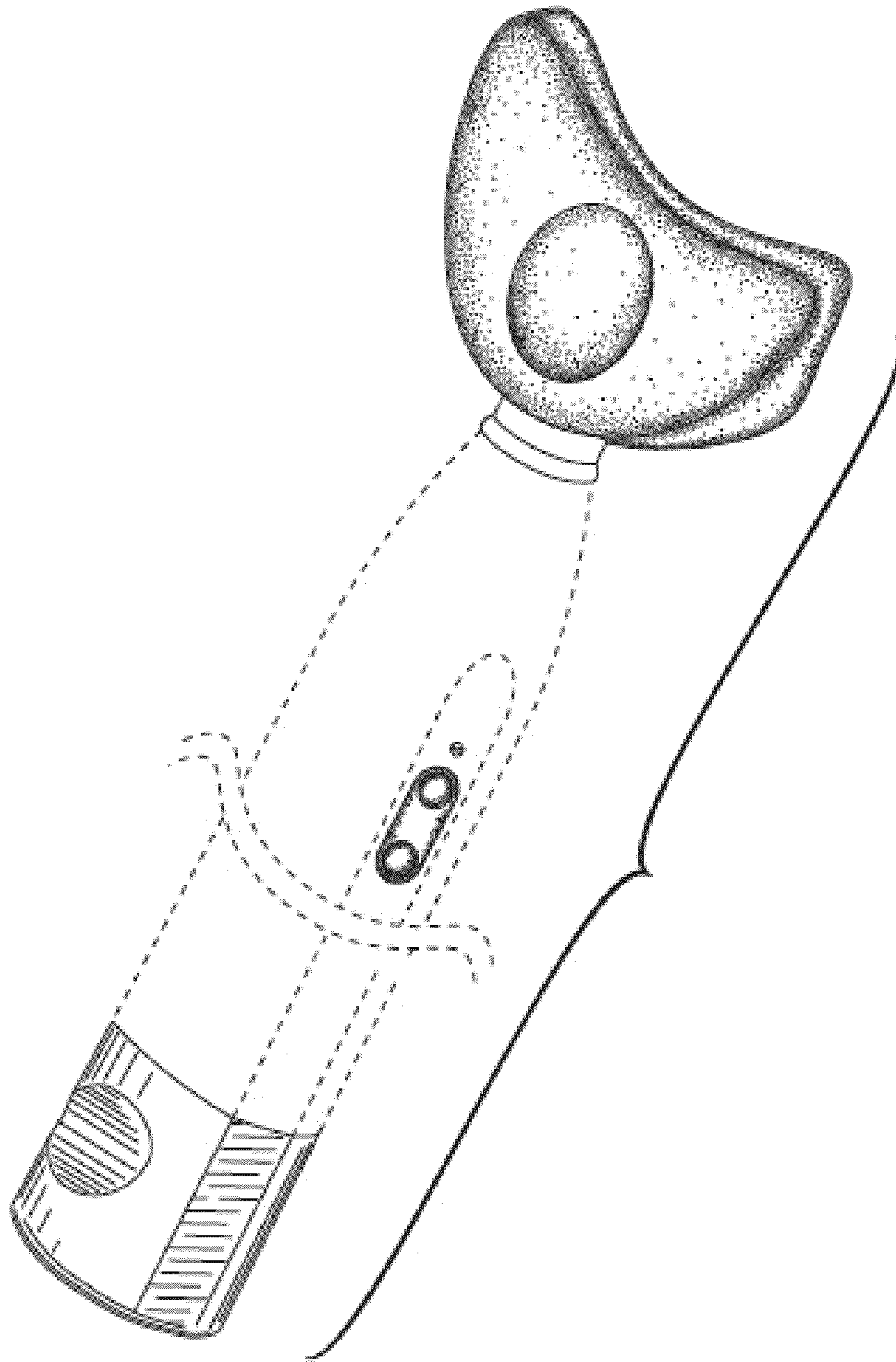


FIG. 1

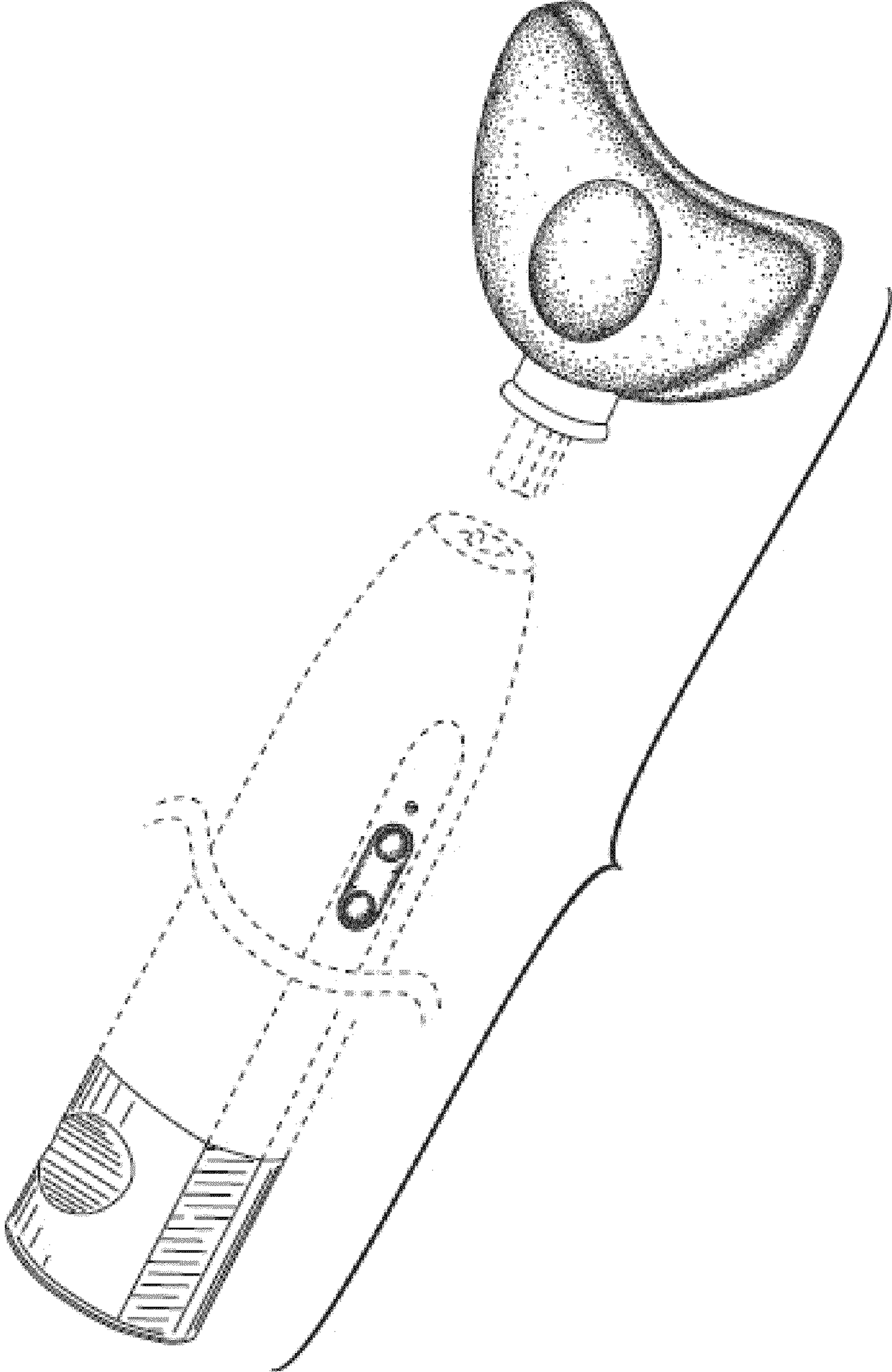


FIG. 2

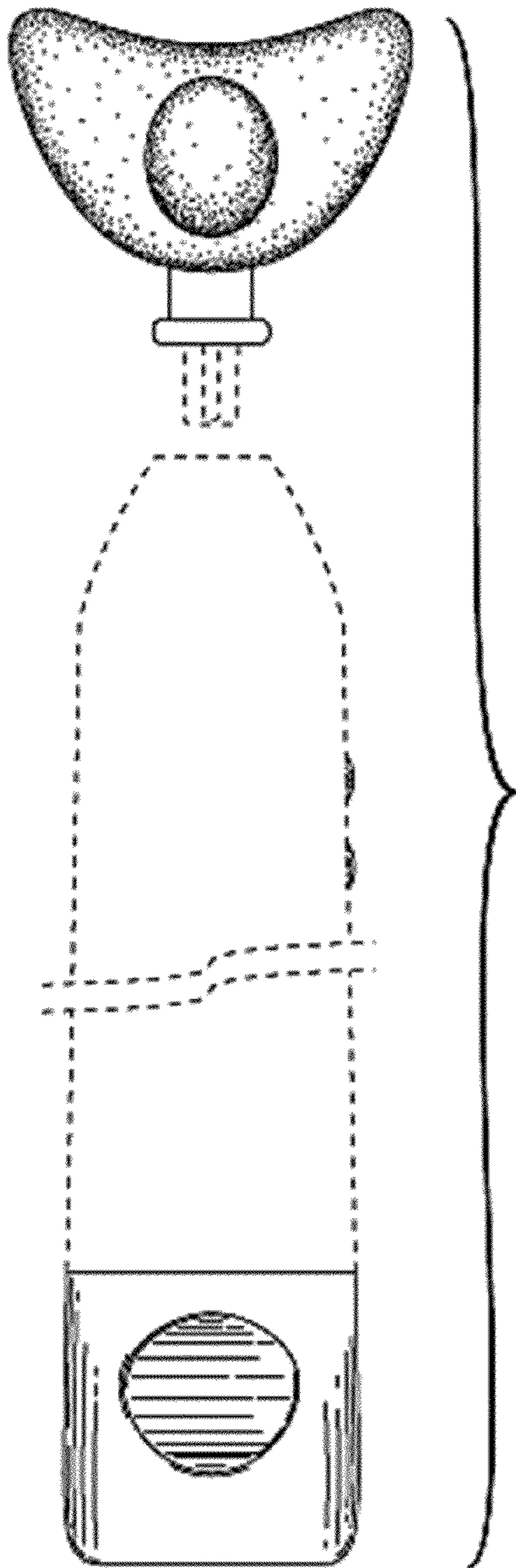


FIG. 3

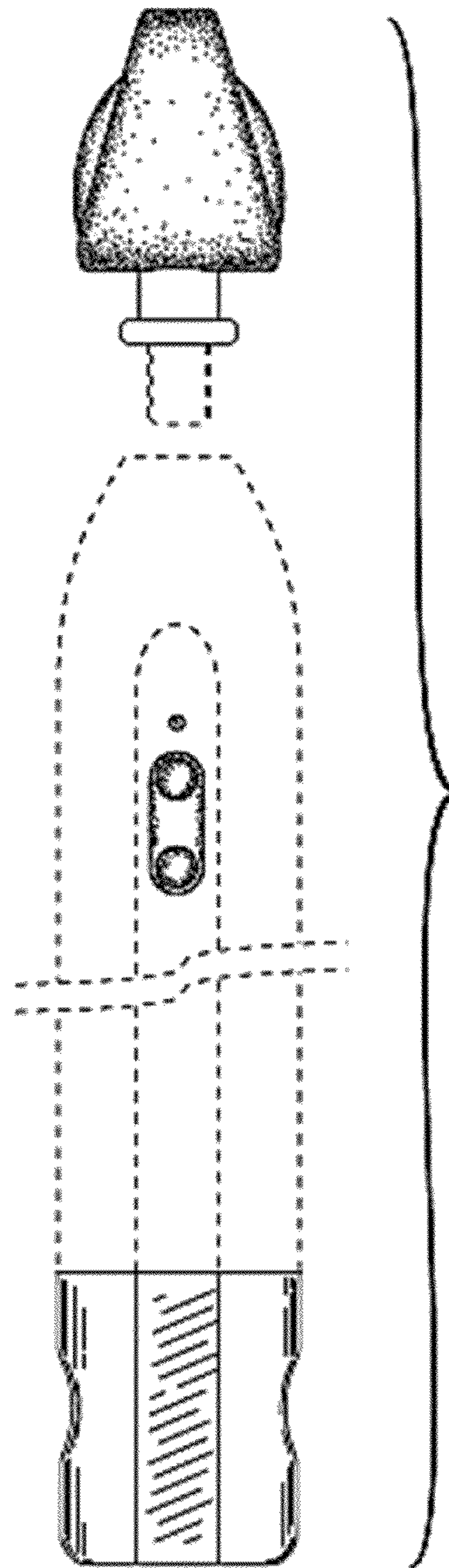


FIG. 4

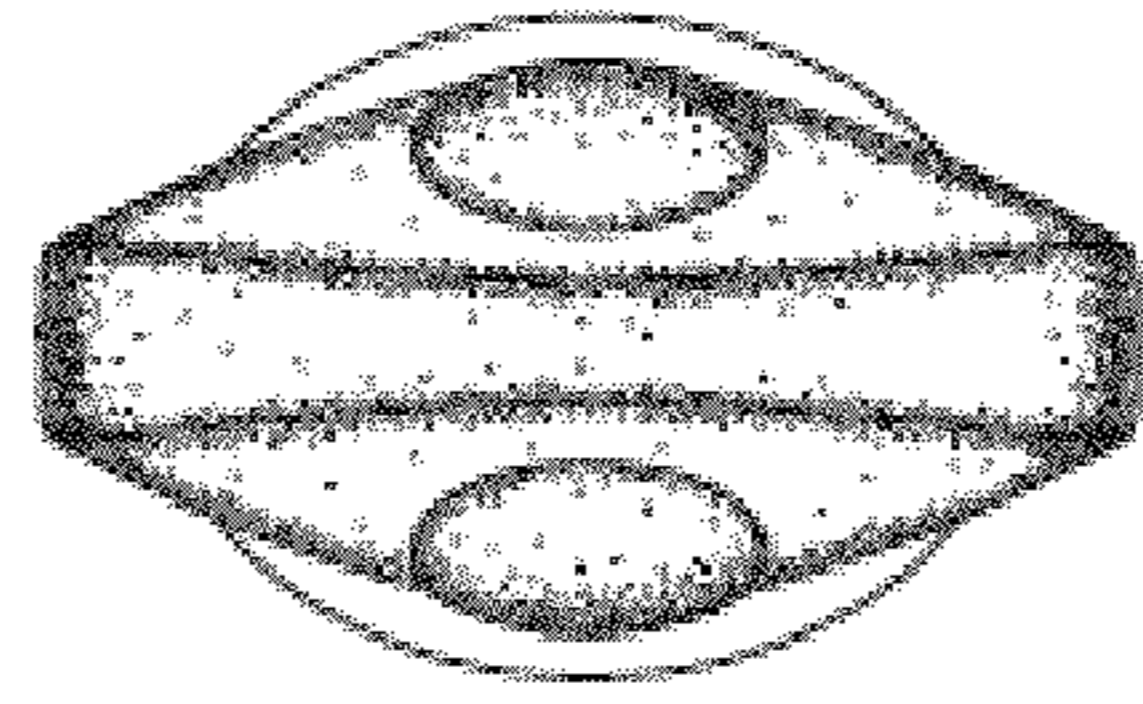


FIG. 5




FIG. 6