

US00D755965S

(12) **United States Design Patent**
Kawahara et al.

(10) **Patent No.:** **US D755,965 S**
(45) **Date of Patent:** **** May 10, 2016**

(54) **GUIDE WIRE FOR MEDICAL USE**

(71) Applicant: **Gunze Limited**, Ayabe-shi, Kyoto (JP)

(72) Inventors: **Makoto Kawahara**, Moriyama (JP);
Koji Kuroda, Moriyama (JP)

(73) Assignee: **Gunze Limited**, Kyoto (JP)

(**) Term: **14 Years**

(21) Appl. No.: **29/516,410**

(22) Filed: **Feb. 2, 2015**

(30) **Foreign Application Priority Data**

Aug. 6, 2014 (JP) 2014-017107

(51) **LOC (10) Cl.** **24-02**

(52) **U.S. Cl.**
USPC **D24/140**

(58) **Field of Classification Search**
USPC D24/140, 107, 128, 133, 231, 232;
D8/14; 248/302, 303, 304; 600/47,
600/103, 108, 164.13, 264, 585
CPC A61M 25/09; A61M 25/09033; A61M
25/0041; A61M 2025/09175; A61M
2025/09133; A61M 2025/0915; A61M
2025/09083

See application file for complete search history.

(56) **References Cited**

U.S. PATENT DOCUMENTS

- 6,019,737 A * 2/2000 Murata A61M 25/09
600/585
- 6,027,863 A * 2/2000 Donadio, III A61M 25/0013
216/9
- 7,946,999 B2 * 5/2011 Rooney A61M 25/009
600/585
- D741,999 S * 10/2015 Kanazawa D24/140
- D742,000 S * 10/2015 Kanazawa D24/140
- 2002/0151823 A1 * 10/2002 Miyata A61B 5/6851
600/585
- 2007/0083132 A1 * 4/2007 Sharrow A61M 25/0012
600/585

FOREIGN PATENT DOCUMENTS

JP 215158 U 1/1990
JP 2575238 B2 1/1997

(Continued)

OTHER PUBLICATIONS

Asahi Intecc Co., Ltd.; "Guide Wire for Use with a Catheter"; Aug. 31, 2009.

Primary Examiner — Wan Laymon

Assistant Examiner — Mark Booker

(74) *Attorney, Agent, or Firm* — The Webb Law Firm

(57) **CLAIM**

The ornamental design for a guide wire for medical use, as shown and described.

DESCRIPTION

FIG. 1 is a front view of a guide wire for medical use, showing our new design;

FIG. 2 is a rear view thereof;

FIG. 3 is a top view thereof;

FIG. 4 is a bottom view thereof;

FIG. 5 is an enlarged view of a portion thereof defined by area 5-5 shown in FIG. 1; and,

FIG. 6 is an enlarged cross-sectional view thereof taken along lines 6-6 shown in FIG. 5.

Right and left side views are omitted because they are plain and unornamental, and form no part of the subject matter of the claimed design.

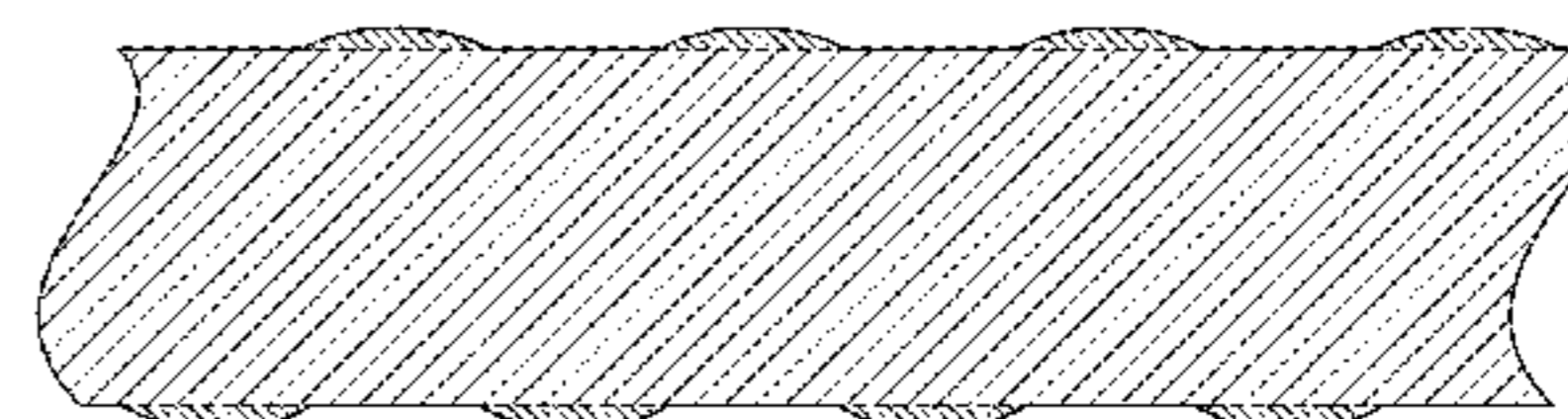
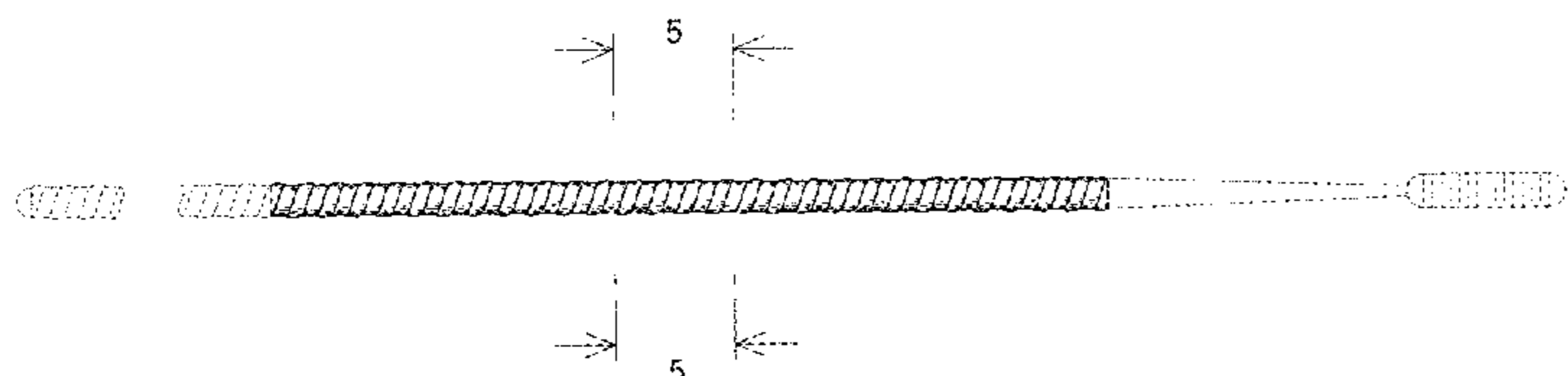
The portions of the guide wire for medical use shown in broken lines form no part of the claimed design.

The dashed-dotted line showings of FIGS. 1-4 illustrate boundaries between the claimed design and environmental features.

In FIGS. 1-4, the unclaimed portion is broken along its length to indicate indefinite length.

None of the broken lines form any part of the claimed design.

1 Claim, 3 Drawing Sheets



(56)

References Cited

FOREIGN PATENT DOCUMENTS

JP 1236745 S 4/2005
JP 1348154 S 1/2009
JP 1348155 S 1/2009

JP 1416854 S 6/2011
JP 1453479 S 10/2012
JP 2013198922 A 10/2013
JP 201473219 A 4/2014
WO 2014091935 A1 6/2014

* cited by examiner

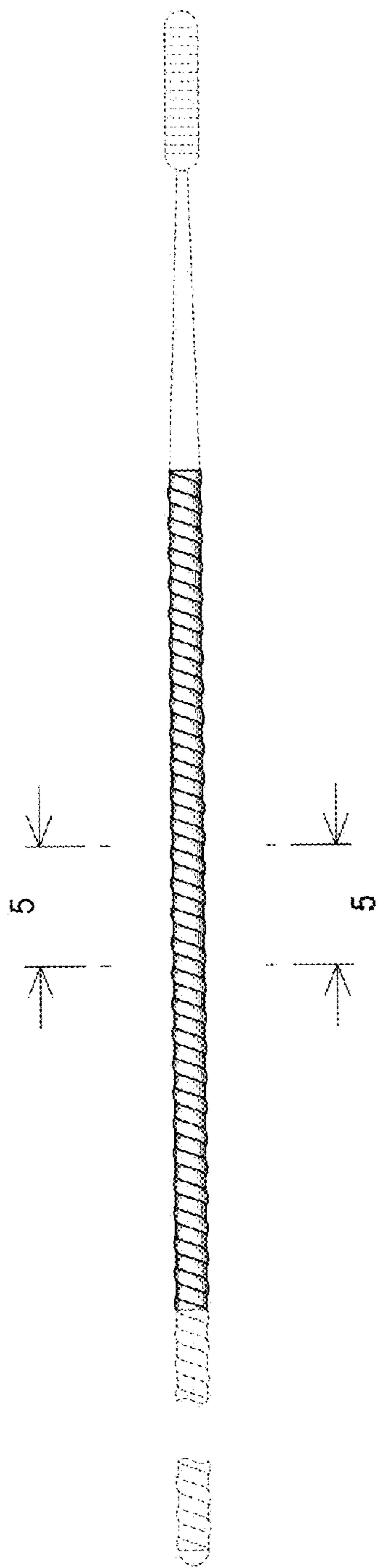


FIG. 1



FIG. 2

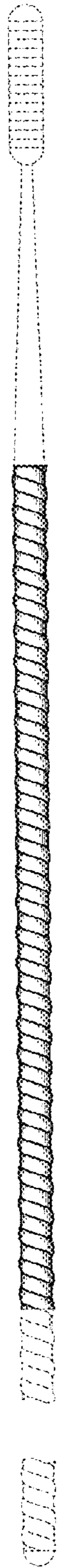


FIG. 3



FIG. 4

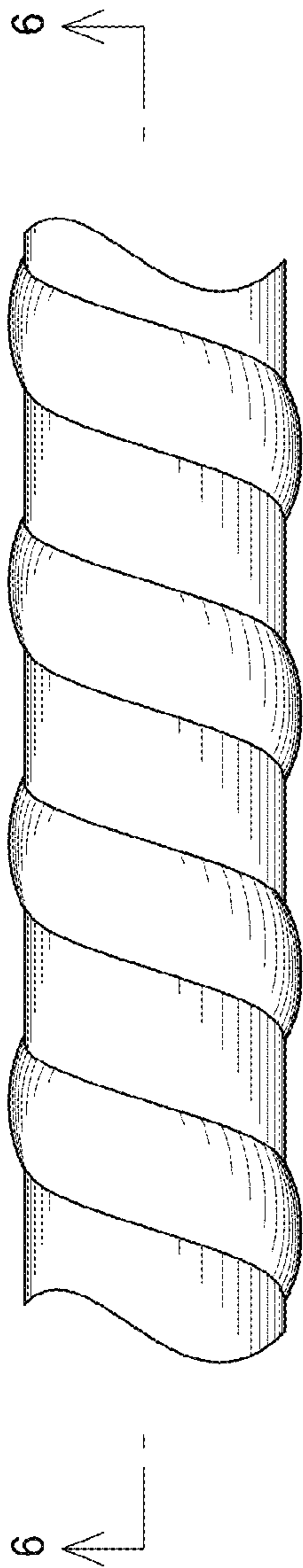


FIG. 5

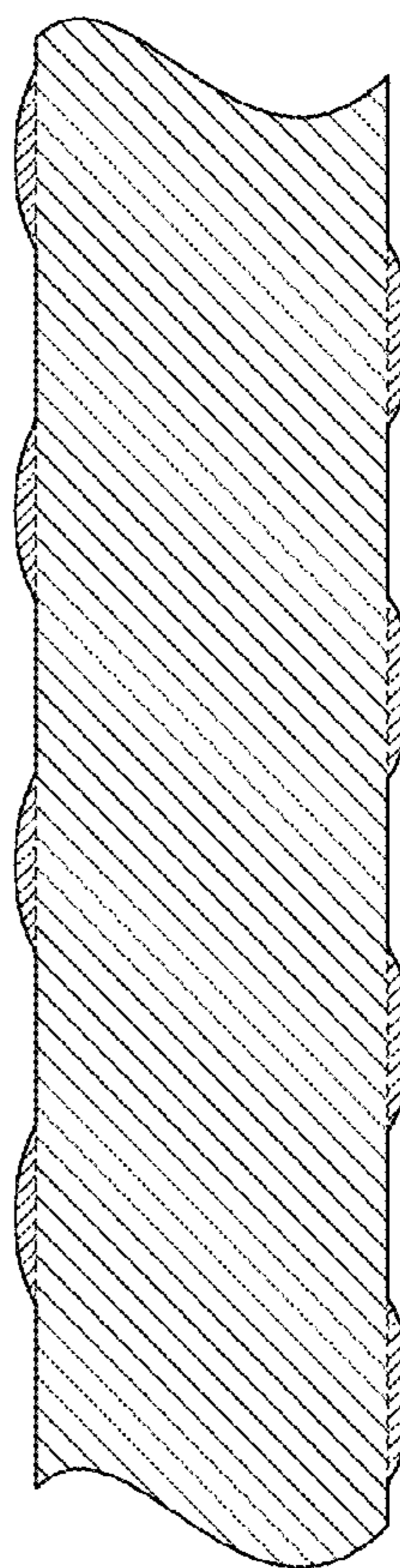


FIG. 6