



US00D755964S

(12) **United States Design Patent**  
**Freudenthal**

(10) **Patent No.:** **US D755,964 S**

(45) **Date of Patent:** **\*\* May 10, 2016**

(54) **MEDICAL DEVICE**

(71) Applicant: **PFM MEDICAL AG**, Cologne (DE)

(72) Inventor: **Franz Freudenthal**, La Paz (BO)

(73) Assignee: **PFM MEDICAL AG**, Cologne (DE)

(\*\*) Term: **14 Years**

(21) Appl. No.: **29/508,417**

(22) Filed: **Nov. 6, 2014**

(51) **LOC (10) Cl.** ..... **24-02**

(52) **U.S. Cl.**  
USPC ..... **D24/140**

(58) **Field of Classification Search**  
USPC ..... D24/140, 133, 155; 600/410;  
606/86 R-91, 96, 98, 129  
CPC .... A61B 17/15; A61B 19/50; A61B 17/1757;  
G09B 23/30; A61F 2/4611

See application file for complete search history.

(56) **References Cited**

U.S. PATENT DOCUMENTS

D634,010 S \* 3/2011 DeCarlo ..... D24/133  
D669,985 S \* 10/2012 Cheney ..... D24/140

\* cited by examiner

*Primary Examiner* — Wan Laymon

*Assistant Examiner* — Mark Booker

(74) *Attorney, Agent, or Firm* — Grossman, Tucker, Pereaault & Pflieger, PLLC

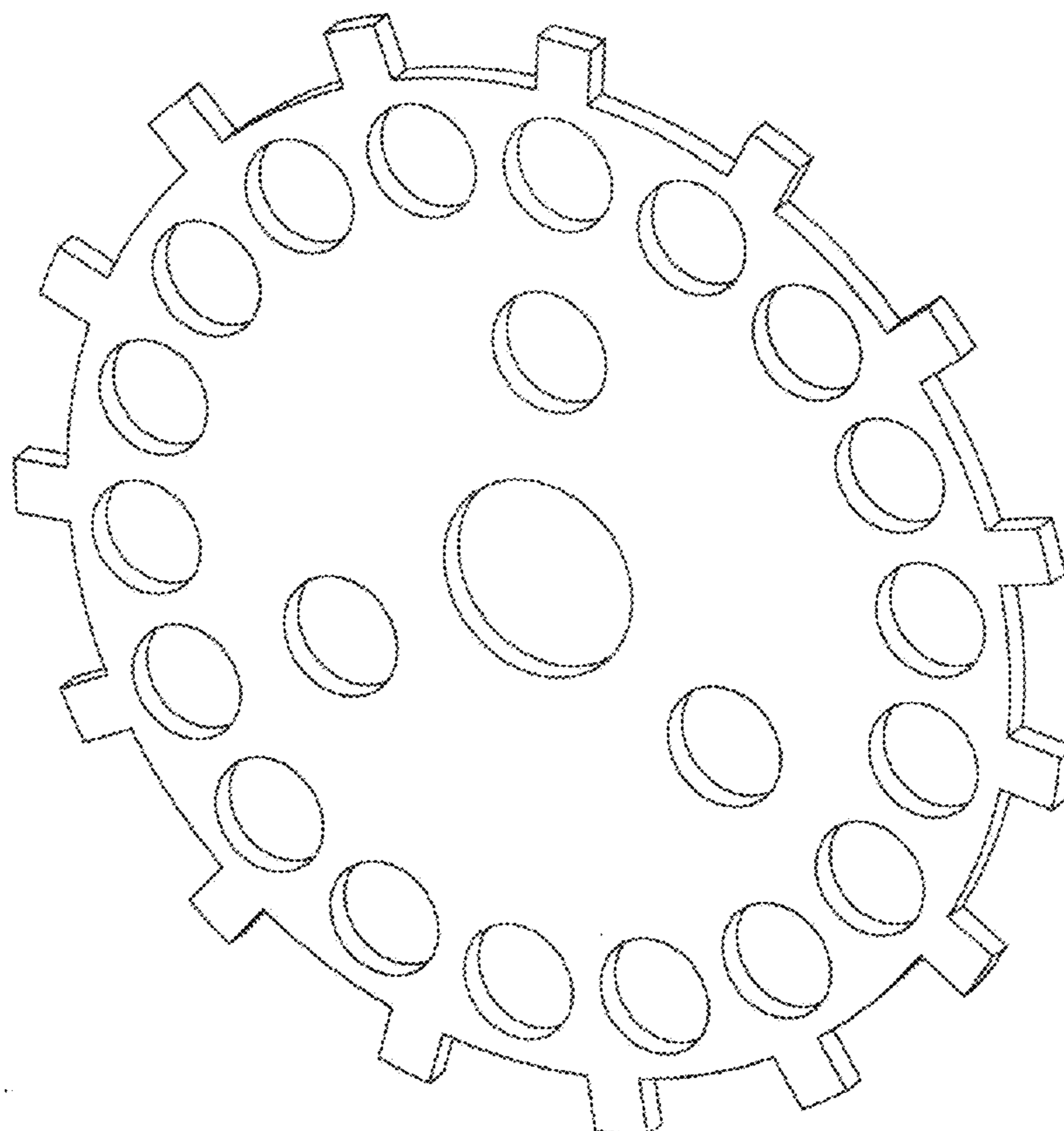
(57) **CLAIM**

The ornamental design for a medical device, as shown and described.

**DESCRIPTION**

FIG. 1 is a perspective view of a first embodiment of a medical device of the present invention;  
FIG. 2 is perspective view of another related embodiment of a medical device of the present invention; and,  
FIG. 3 is perspective view of another related embodiment of a medical device of the present invention.  
The drawings represented in FIGS. 1-3 disclose the complete appearance of the design, as the bottom is a mirror image of the top, and the side view is identical around the entire circumference.

**1 Claim, 3 Drawing Sheets**



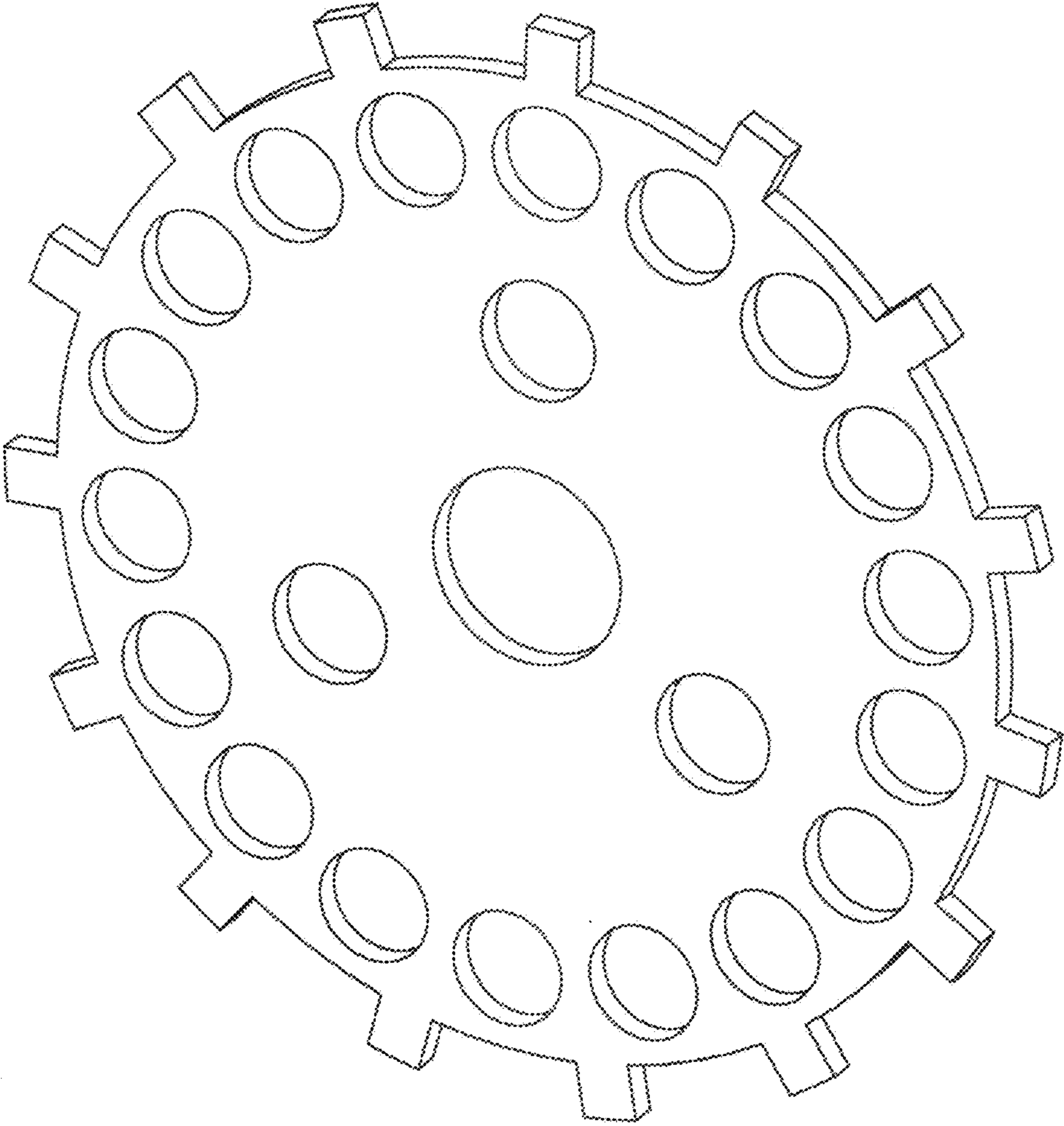


Fig. 1

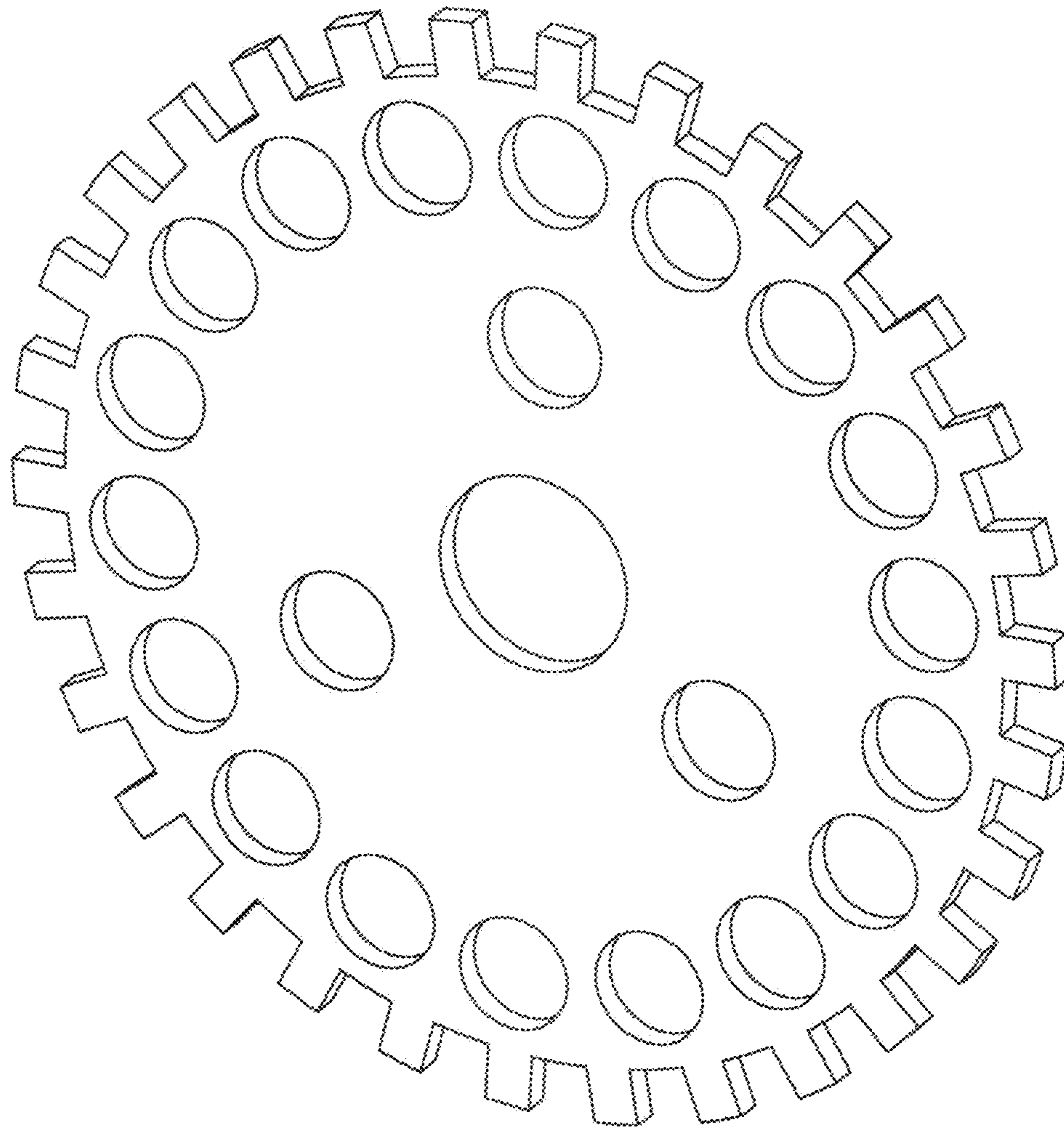


Fig. 2

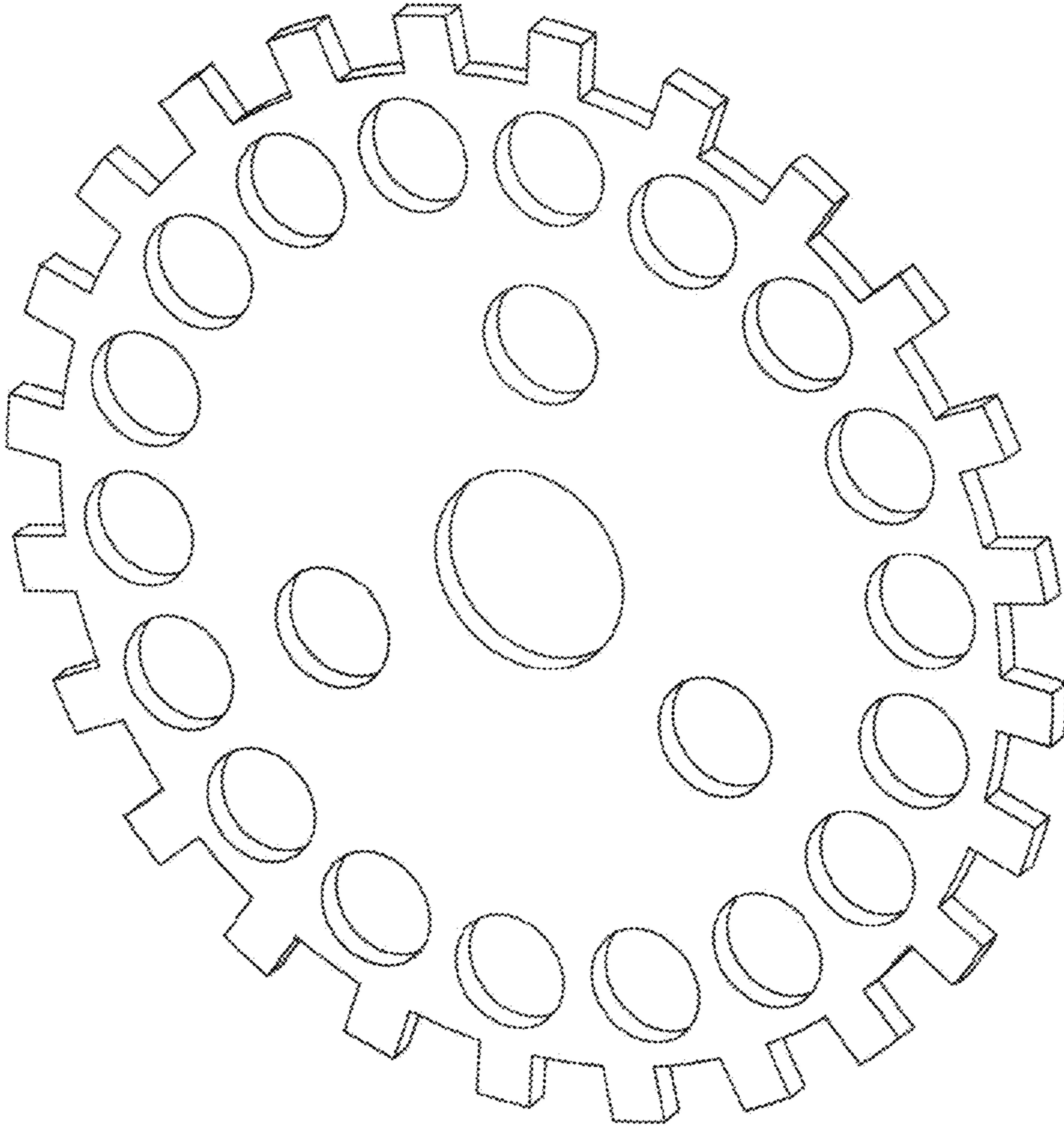


Fig. 3