



US00D755961S

(12) **United States Design Patent**  
**Narimatsu et al.**

(10) **Patent No.:** **US D755,961 S**

(45) **Date of Patent:** **\*\* May 10, 2016**

(54) **SURFACE PATTERN FOR AN ABSORBENT ARTICLE**

(71) Applicant: **JOHNSON & JOHNSON CONSUMER INC.**, Skillman, NJ (US)

(72) Inventors: **Agnes Narimatsu**, São Jose dos Campos (BR); **Jed Skillins**, Clifton, NJ (US); **Shelby Spears Carroll**, New York, NY (US)

(73) Assignee: **Johnson & Johnson Consumer Inc.**, Skillman, NJ (US)

(\*\*) Term: **14 Years**

(21) Appl. No.: **29/517,279**

(22) Filed: **Feb. 11, 2015**

(51) **LOC (10) Cl.** ..... **24-04**

(52) **U.S. Cl.**  
USPC ..... **D24/125**

(58) **Field of Classification Search**  
USPC ..... D2/961; D5/6, 45, 53, 57, 58; D24/124, D24/125, 126, 141, 189; 604/385.03, 604/385.04, 387, 389  
CPC ..... A61F 13/15; A61F 13/64; A61F 13/476; A61F 13/5611; A61F 13/5633; A61F 2013/16; A61F 2013/4708  
See application file for complete search history.

(56) **References Cited**

**U.S. PATENT DOCUMENTS**

D125,672 S \* 3/1941 Roth ..... D5/37  
D439,661 S \* 3/2001 Velazquez ..... D24/125

D449,936 S \* 11/2001 Cohen ..... D5/37  
D542,410 S \* 5/2007 Gubernick ..... D24/125  
D581,524 S \* 11/2008 Macaulay ..... D24/124  
D583,934 S \* 12/2008 Li ..... D24/124  
D619,375 S \* 7/2010 Newhouse ..... D5/32  
D624,756 S \* 10/2010 Walther ..... D5/37  
D626,217 S \* 10/2010 Sealfon ..... D24/124  
D631,261 S \* 1/2011 Landry ..... D5/37  
D632,498 S \* 2/2011 Vidal ..... D5/56  
D664,645 S \* 7/2012 Larson ..... D24/125  
D674,894 S \* 1/2013 Hood ..... D24/124

**FOREIGN PATENT DOCUMENTS**

EM 000139951-0001 \* 6/2004  
WO WOD078481-002 \* 6/2012  
WO WOD073651-002 \* 10/2012

\* cited by examiner

*Primary Examiner* — Manpreet Matharu  
*Assistant Examiner* — Lisa A Grabenstetter

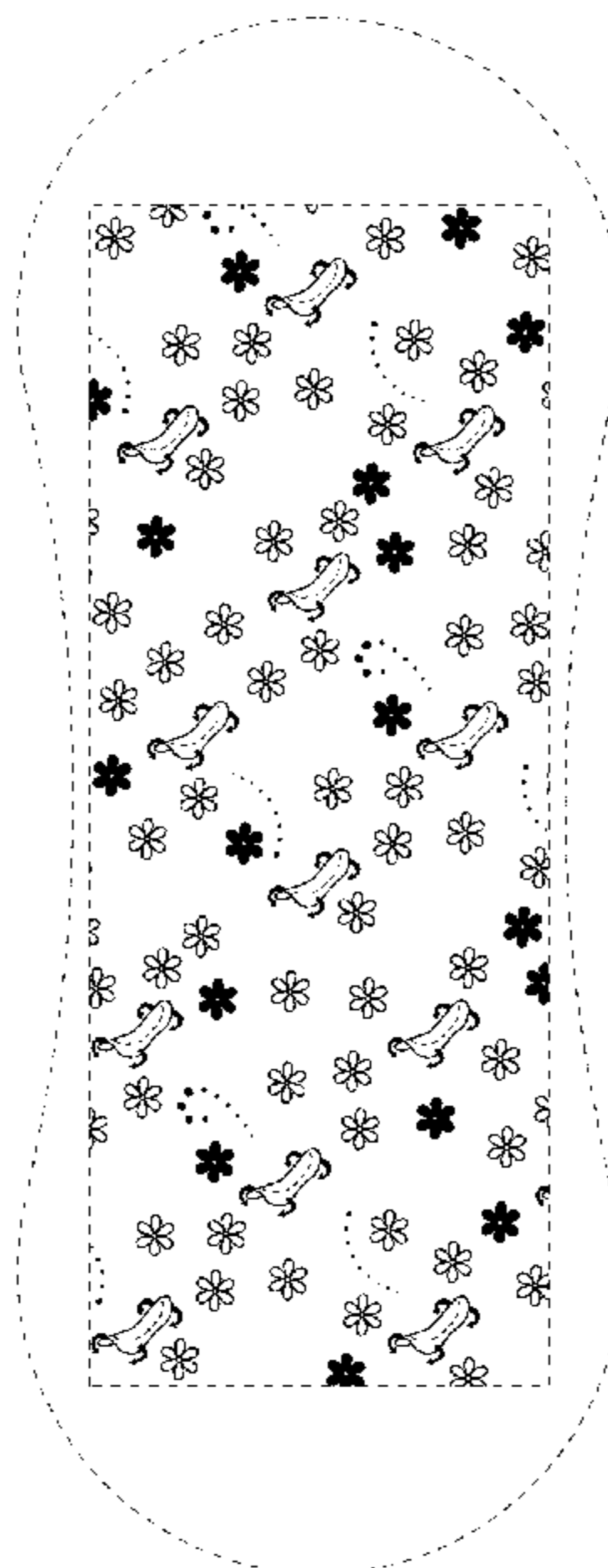
(57) **CLAIM**

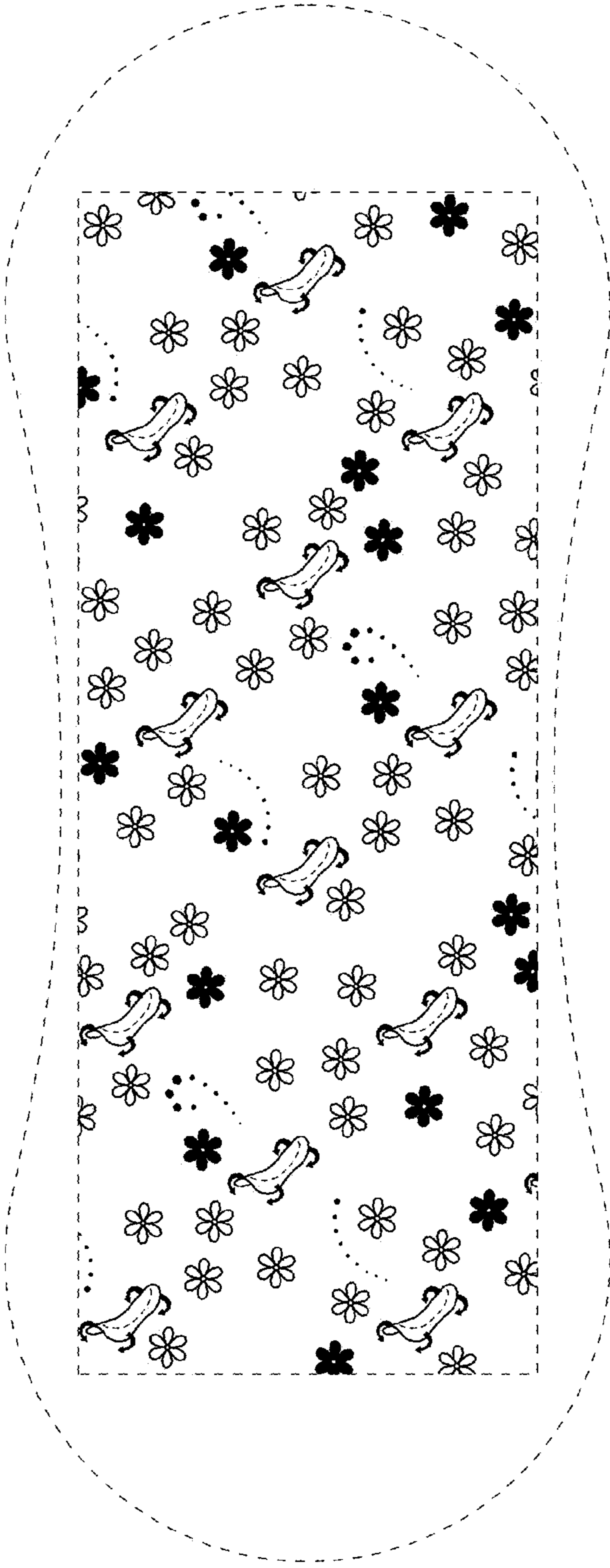
The ornamental design for a surface pattern for an absorbent article, as shown and described.

**DESCRIPTION**


FIG. 1 is a bottom plan view of a surface pattern for an absorbent article showing our new design; FIG. 2 is a top plan view thereof; FIG. 3 is a left-side elevation view thereof; FIG. 4 is a right-side elevation view thereof; FIG. 5 is a front elevation view thereof; and, FIG. 6 is a back elevation view thereof. The broken line portions show unclaimed subject matter only and form no part of the claimed design.

**1 Claim, 4 Drawing Sheets**

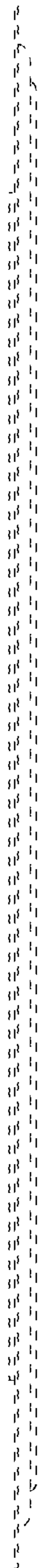





**FIG. 1**



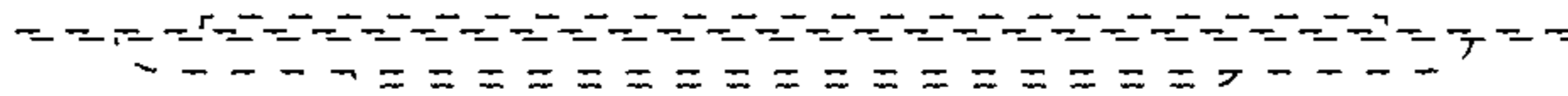
**FIG. 2**




**FIG. 3**



**FIG. 4**



***FIG. 5***



***FIG. 6***