



US00D755959S

(12) **United States Design Patent**
Narimatsu et al.

(10) **Patent No.:** **US D755,959 S**

(45) **Date of Patent:** **** May 10, 2016**

- (54) **SURFACE PATTERN FOR AN ABSORBENT ARTICLE**
- (71) Applicant: **JOHNSON & JOHNSON CONSUMER INC.**, Skillman, NJ (US)
- (72) Inventors: **Agnes Narimatsu**, São Jose dos Campos (BR); **Marcelo Neves Pitta**, Sao Paulo (BR)

D449,936 S *	11/2001	Cohen	D5/37
D542,410 S *	5/2007	Gubernick	D24/125
D581,524 S *	11/2008	Macaulay	D24/124
D583,934 S *	12/2008	Li	D24/124
D619,375 S *	7/2010	Newhouse	D5/32
D624,756 S *	10/2010	Walther	D5/37
D626,217 S *	10/2010	Sealfon	D24/124
D631,261 S *	1/2011	Landry	D5/37
D632,498 S *	2/2011	Vidal	D5/56
D664,645 S *	7/2012	Larson	D24/125
D674,894 S *	1/2013	Hood	D24/124

- (73) Assignee: **Johnson & Johnson Consumer Inc.**, Skillman, NJ (US)

FOREIGN PATENT DOCUMENTS

(**) Term: **14 Years**

EM	000139951-0001	*	6/2004
WO	D078481-002	*	6/2012
WO	D073651-002	*	10/2012

(21) Appl. No.: **29/517,269**

* cited by examiner

(22) Filed: **Feb. 11, 2015**

Primary Examiner — Manpreet Matharu

(51) **LOC (10) Cl.** **24-04**

Assistant Examiner — Lisa A Grabenstetter

(52) **U.S. Cl.**
USPC **D24/125**

(57) **CLAIM**

(58) **Field of Classification Search**
 USPC D2/961; D5/6, 45, 53, 57, 58; D24/124, D24/125, 126, 141, 189; 604/385.03, 604/385.04, 387, 389
 CPC A61F 13/15; A61F 13/64; A61F 13/476; A61F 13/5611; A61F 13/5633; A61F 2013/16; A61F 2013/4708
 See application file for complete search history.

The ornamental design for a surface pattern for an absorbent article, as shown and described.

DESCRIPTION

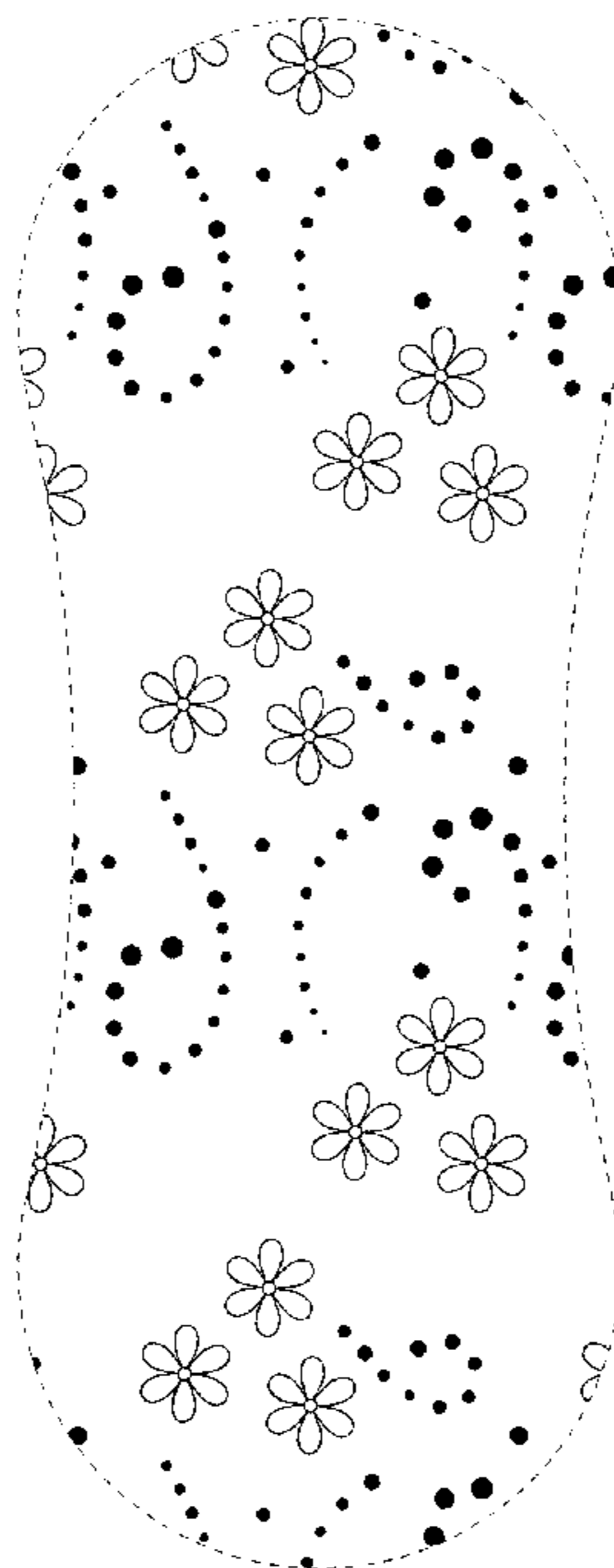
(56) **References Cited**

U.S. PATENT DOCUMENTS

D125,672 S *	3/1941	Roth	D5/37
D439,661 S *	3/2001	Velazquez	D24/125

FIG. 1 is a bottom plan view of a surface pattern for an absorbent article showing our new design;
 FIG. 2 is a top plan view thereof;
 FIG. 3 is a left-side elevation view thereof;
 FIG. 4 is a right-side elevation view thereof;
 FIG. 5 is a front elevation view thereof; and,
 FIG. 6 is a back elevation view thereof.
 The broken line portions show unclaimed subject matter only and form no part of the claimed design.

1 Claim, 4 Drawing Sheets



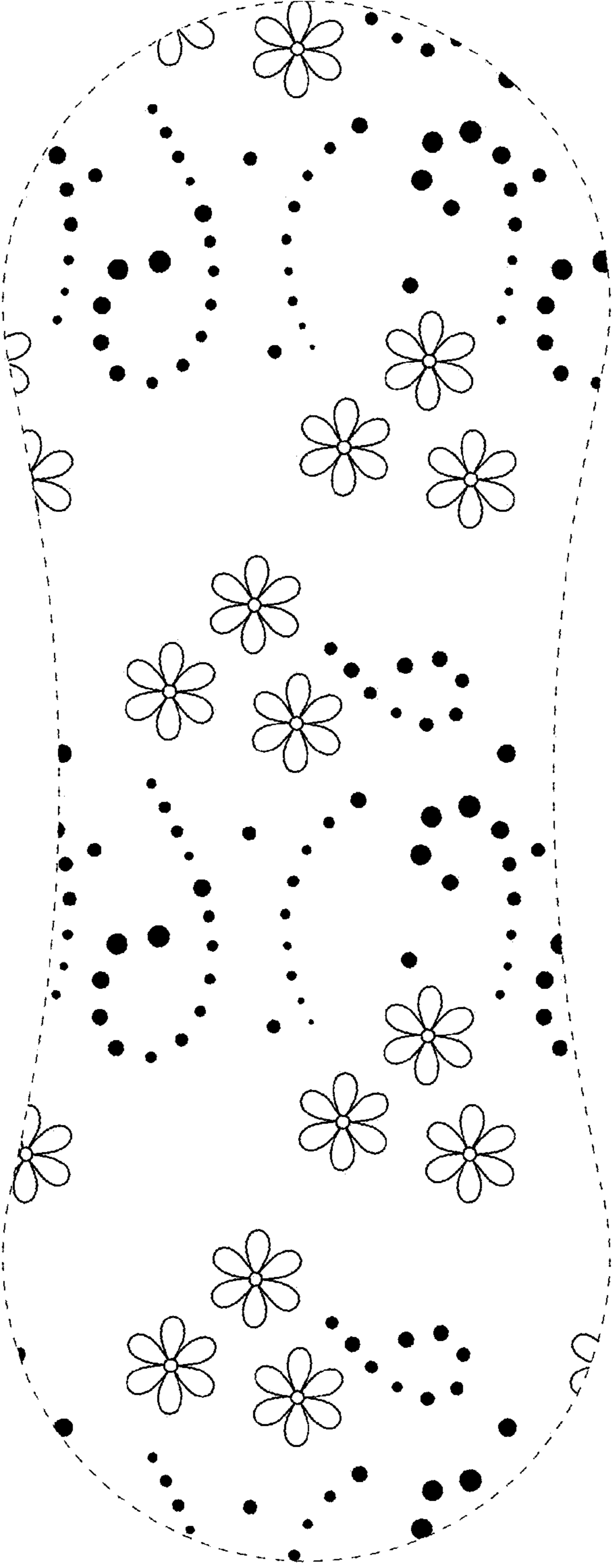


FIG. 1

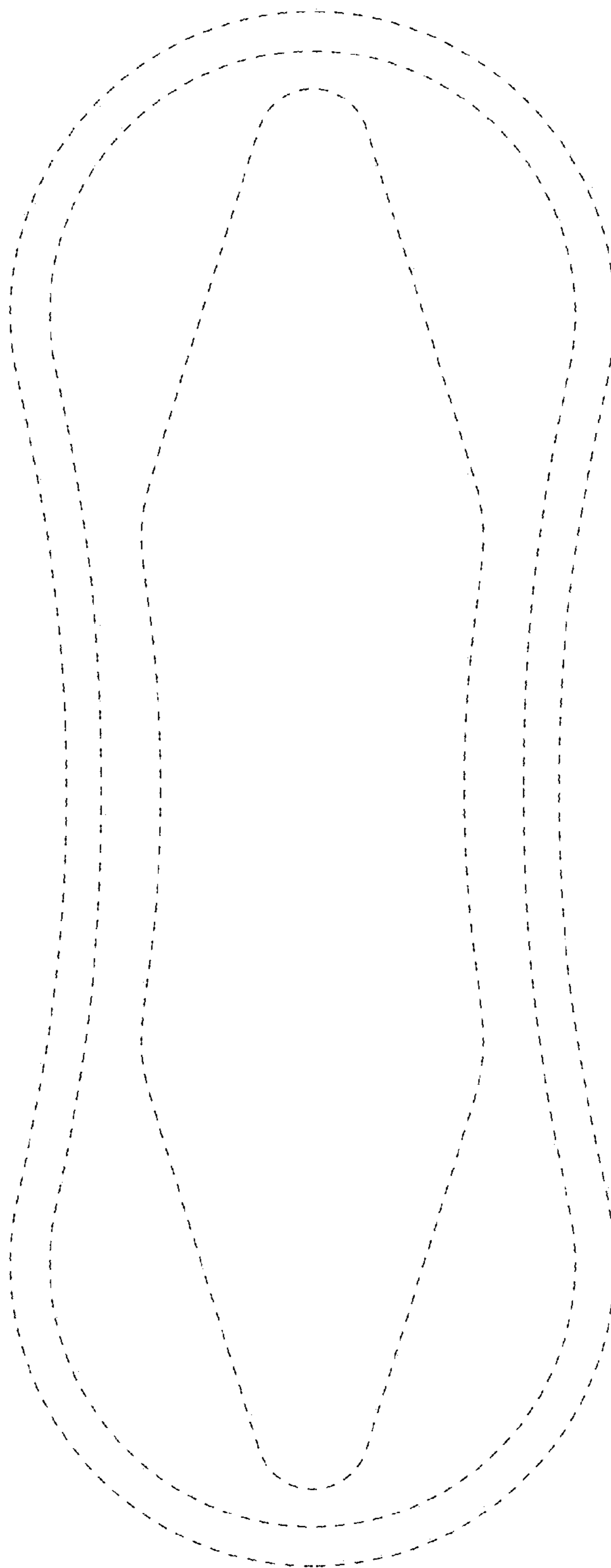


FIG. 2

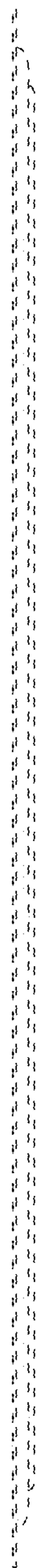


FIG. 3

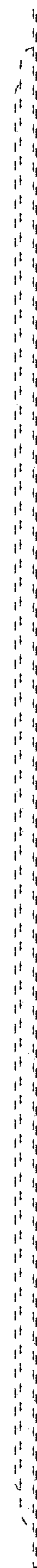


FIG. 4

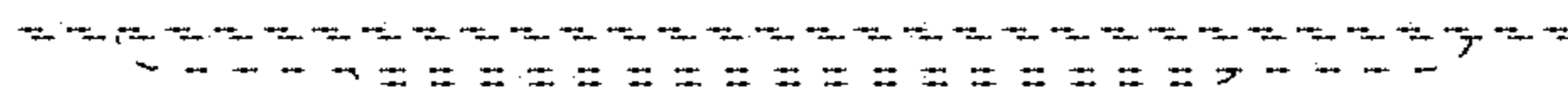


FIG. 5

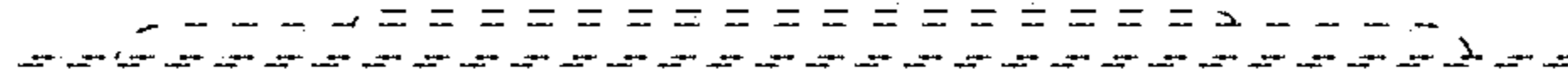


FIG. 6