



US00D755946S

(12) **United States Design Patent**
Arai et al.

(10) **Patent No.:** **US D755,946 S**
(45) **Date of Patent:** **** May 10, 2016**

- (54) **PROPELLER FAN**
- (71) Applicant: **mitsubishi electric corporation**, Tokyo (JP)
- (72) Inventors: **Toshikatsu Arai**, Tokyo (JP); **Hitoshi Kikuchi**, Tokyo (JP); **Tsutomu Takahashi**, Tokyo (JP); **Tatsushi Murakami**, Tokyo (JP); **Hiromichi Aoki**, Tokyo (JP); **Tomoya Fukui**, Tokyo (JP)
- (73) Assignee: **Mitsubishi Electric Corporation**, Tokyo (JP)
- (**) Term: **15 Years**
- (21) Appl. No.: **29/543,180**
- (22) Filed: **Oct. 21, 2015**

CPC F04D 29/326; F04D 29/329; F04D 29/38; F04D 29/382; F04D 29/384; F04D 29/386; F04D 29/388; F04D 29/281; F04D 29/282; F04D 29/28; F04D 29/663; B63H 23/34; B63H 1/20

See application file for complete search history.

(56) **References Cited**
U.S. PATENT DOCUMENTS

5,226,804 A 7/1993 Do
5,616,004 A 4/1997 Alizadeh
(Continued)

OTHER PUBLICATIONS

Impellers. (Design -© Questel). orbit.com [online PDF]8 pages. File date: Jan. 24, 2013 Print date: Dec. 9, 2013 [retrieved on Aug. 11, 2015]. Retrieved from Internet: <<http://sobjprd.questel.fr/export/QPTUJ214/pdf2/cf565c9f-28a1-4330-ad51-727421994980-180727.pdf>>.

(Continued)

Related U.S. Application Data

- (62) Division of application No. 29/491,702, filed on May 23, 2014.

Foreign Application Priority Data

- (30) Feb. 27, 2014 (JP) 2014-004005
- Feb. 27, 2014 (JP) 2014-004006
- Feb. 27, 2014 (JP) 2014-004007
- Feb. 27, 2014 (JP) 2014-004008

- (51) **LOC (10) Cl.** **23-04**
- (52) **U.S. Cl.**

USPC **D23/379**; D23/413

(58) **Field of Classification Search**
USPC D23/411-414, 380, 324, 330, 332, 335, D23/353-369, 370-379, 381-385, 499; D21/455, 458; 415/179, 182.1; 416/62, 416/93 R, 100, 182, 189, 238, 244 R, 246, 416/247 R, 223 R; 417/200, 423.1; D13/175, D13/179; D12/214, 211

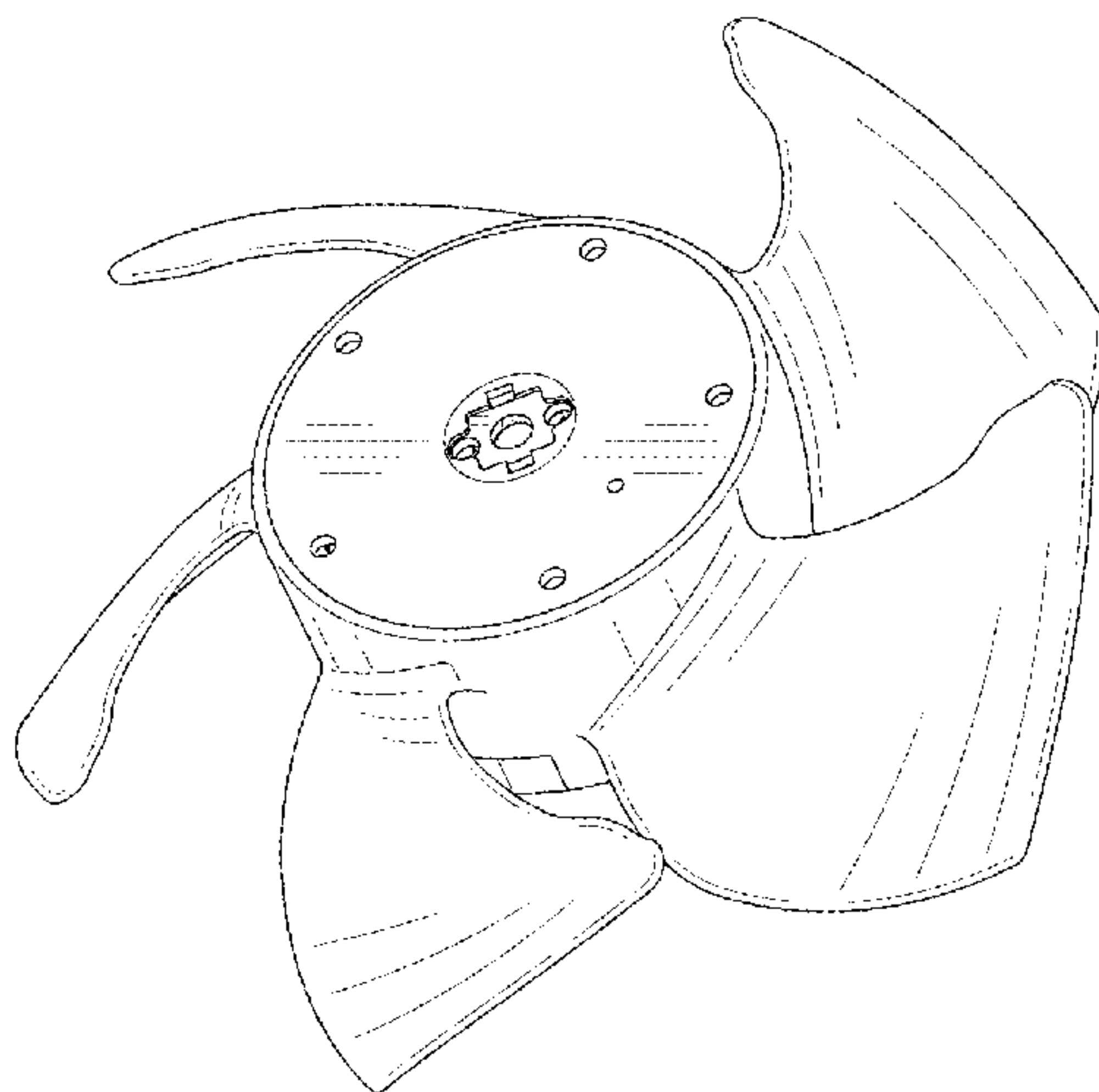
Primary Examiner — Susan Bennett Hattan
Assistant Examiner — Marie Fast Horse
(74) *Attorney, Agent, or Firm* — Studebaker & Brackett PC

(57) **CLAIM**
The ornamental design for a propeller fan, as shown and described.

DESCRIPTION

FIG. 1 is a perspective view of the front, right, and bottom side of a propeller fan showing with the present design;
FIG. 2 is a front view thereof;
FIG. 3 is a rear view thereof;
FIG. 4 is a left side view thereof;
FIG. 5 is a right side view thereof;
FIG. 6 is a top plan view thereof;
FIG. 7 is a bottom view thereof; and,
FIG. 8 is a cross sectional view at a line 8-8 shown in FIG. 2.

1 Claim, 8 Drawing Sheets



(56)

References Cited

U.S. PATENT DOCUMENTS

D438,609 S 3/2001 Colliver
 D492,986 S 7/2004 Chiu et al.
 D506,823 S 6/2005 Chiu et al.
 D507,640 S 7/2005 Chiu et al.
 D508,560 S 8/2005 Chiu et al.
 D517,674 S 3/2006 Oosawa et al.
 D555,782 S 11/2007 Parker et al.
 D559,967 S 1/2008 Lee et al.
 D559,968 S 1/2008 Lee et al.
 D561,888 S 2/2008 Yang et al.
 D564,653 S 3/2008 Iwase et al.
 D570,996 S 6/2008 Harman et al.
 D585,130 S 1/2009 Harman et al.
 D594,104 S 6/2009 Sturm et al.
 D594,106 S 6/2009 Sturm et al.
 D606,647 S 12/2009 Sturm et al.
 D645,134 S 9/2011 Lee et al.
 8,128,372 B2 * 3/2012 Best F04D 29/329
 416/207
 D688,783 S 8/2013 DeFilippis
 D726,300 S 4/2015 DeFilippis
 D727,490 S * 4/2015 Hatz D23/413
 D732,655 S 6/2015 Ueno et al.

9,097,261 B2 8/2015 Haaf
 2005/0074336 A1 4/2005 Li et al.
 2005/0287005 A1 12/2005 Gruber et al.
 2009/0155081 A1 6/2009 Yu
 2010/0028154 A1 2/2010 Kim et al.
 2010/0068081 A1 3/2010 Spaggiari
 2010/0215505 A1 8/2010 Takeshita
 2011/0094460 A1 4/2011 Hoskins
 2011/0135494 A1 * 6/2011 Nicgorski F04D 29/329
 416/93 R
 2012/0201705 A1 8/2012 Spaggiari et al.
 2014/0003933 A1 1/2014 Inada et al.
 2014/0056710 A1 * 2/2014 Henner F04D 29/384
 416/189
 2014/0286786 A1 9/2014 Ragg et al.
 2014/0334952 A1 * 11/2014 Ziegler F04D 25/0606
 417/423.1

OTHER PUBLICATIONS

Exhaust Ventilator. ebay.com [online] 1 page Upload as early as Aug. 8, 2013 [retrieved on Aug. 11, 2015] Retrieved from Internet: <<http://www.ebay.com/itm/Exhaust-Ventilator-Motor-8mm-Shaft-Hole-12-Plastic-Fan-Blade-/310733357441>>.

* cited by examiner

Fig.1

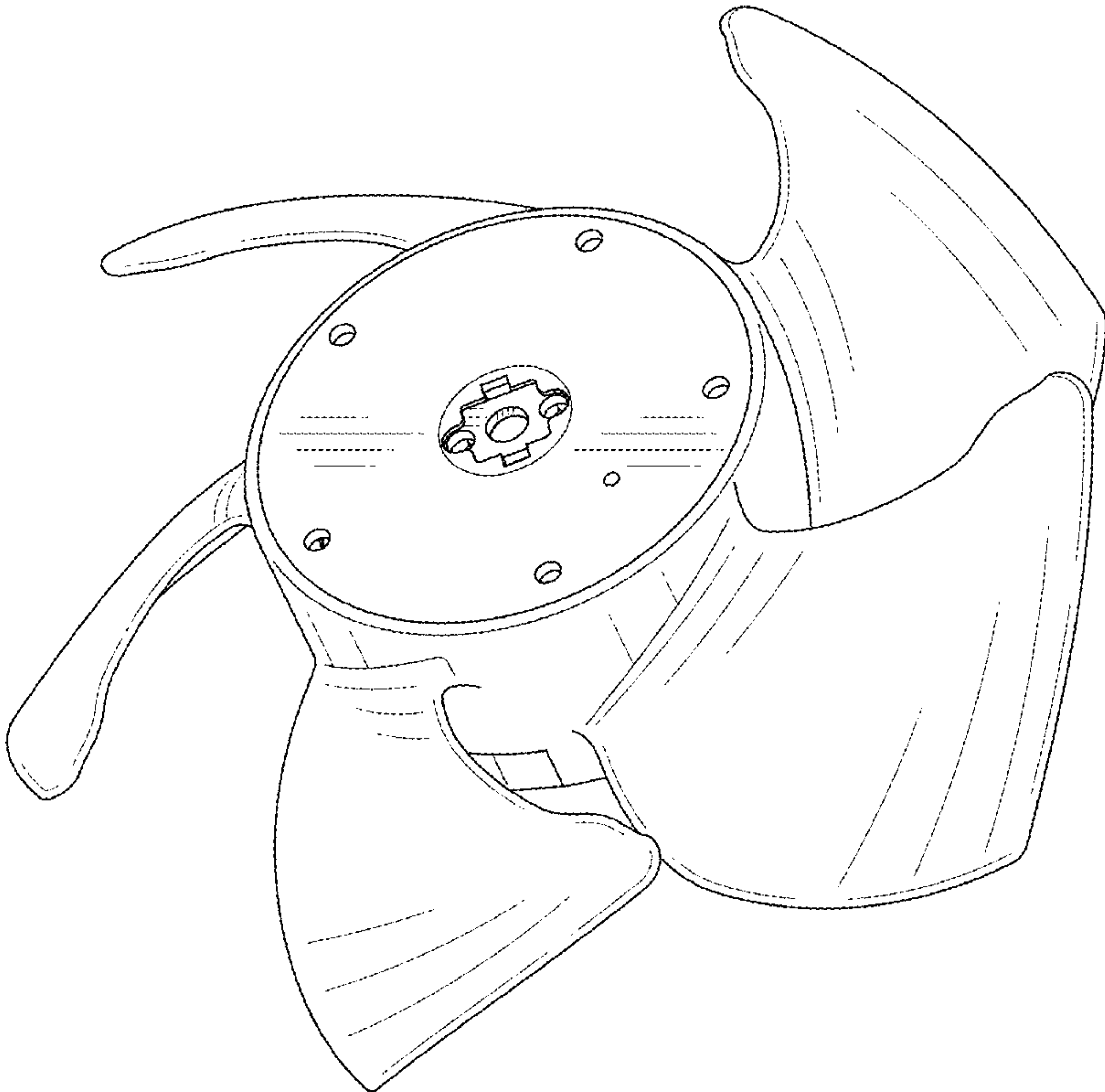


Fig.2




Fig.3

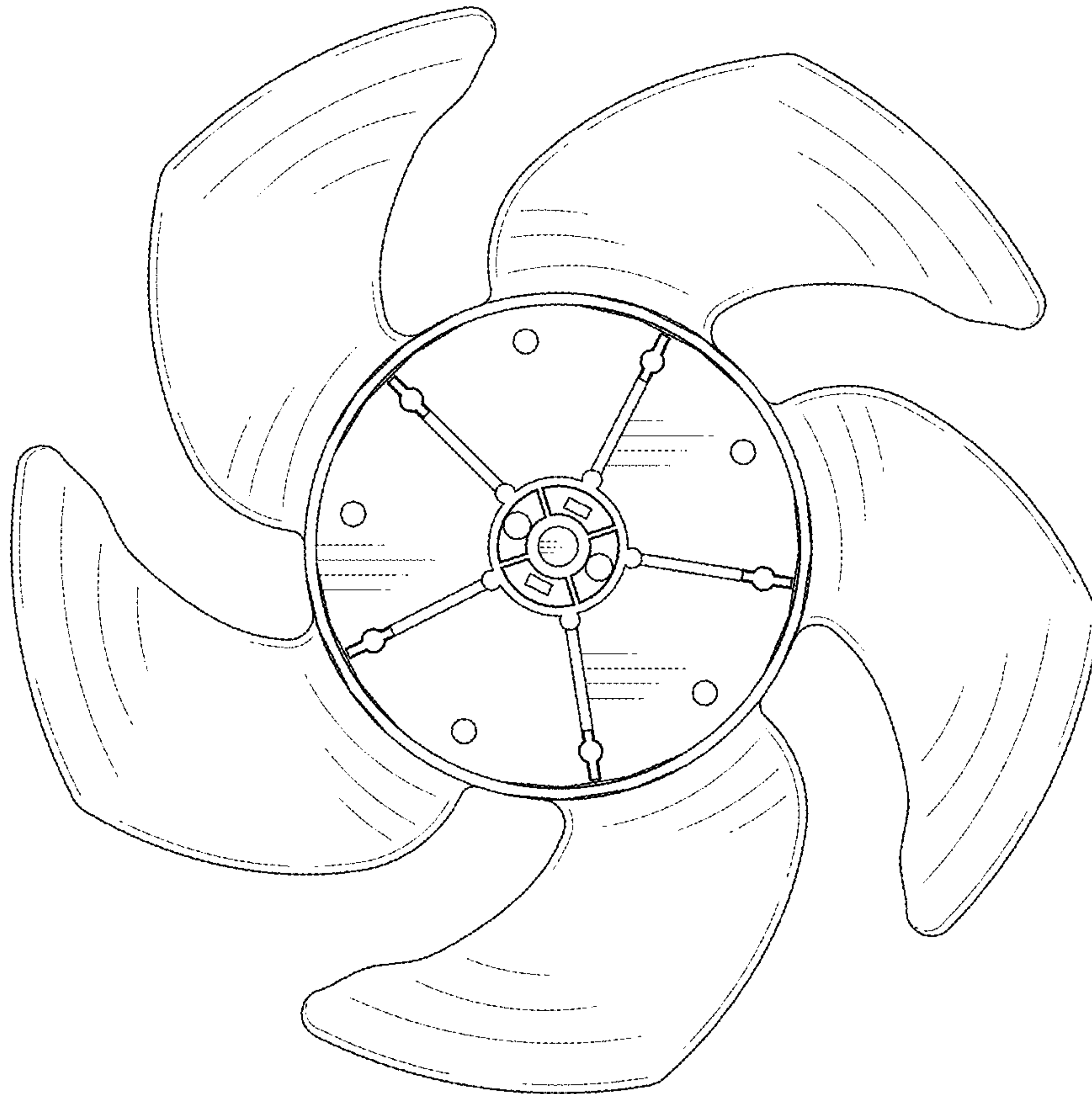


Fig.4

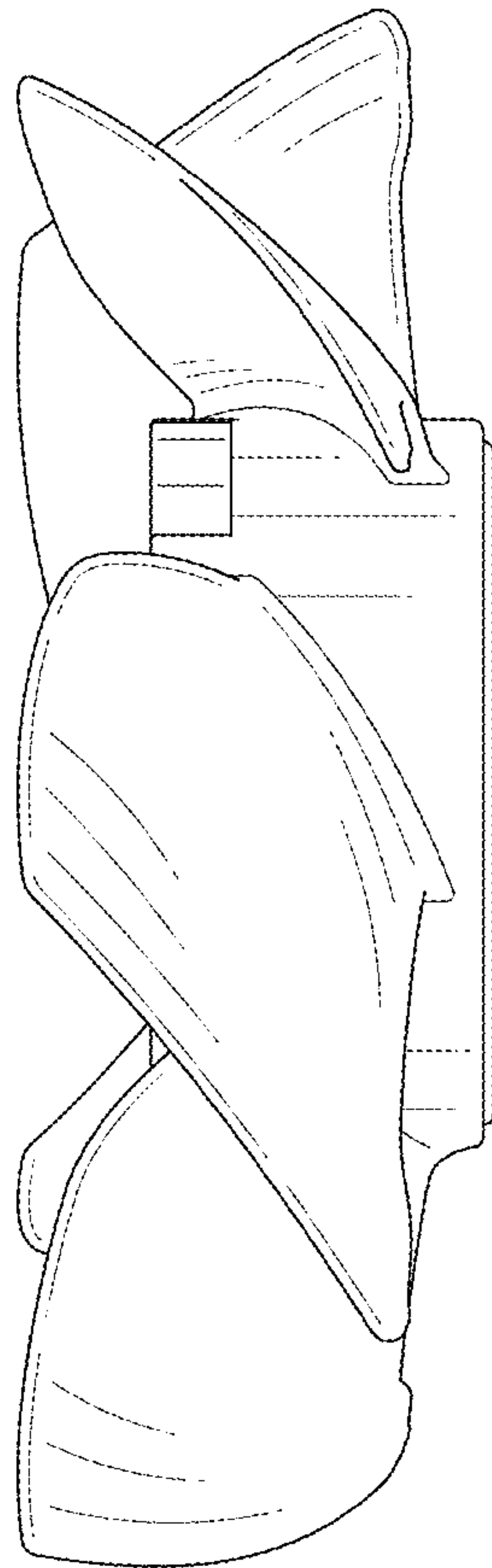


Fig.5

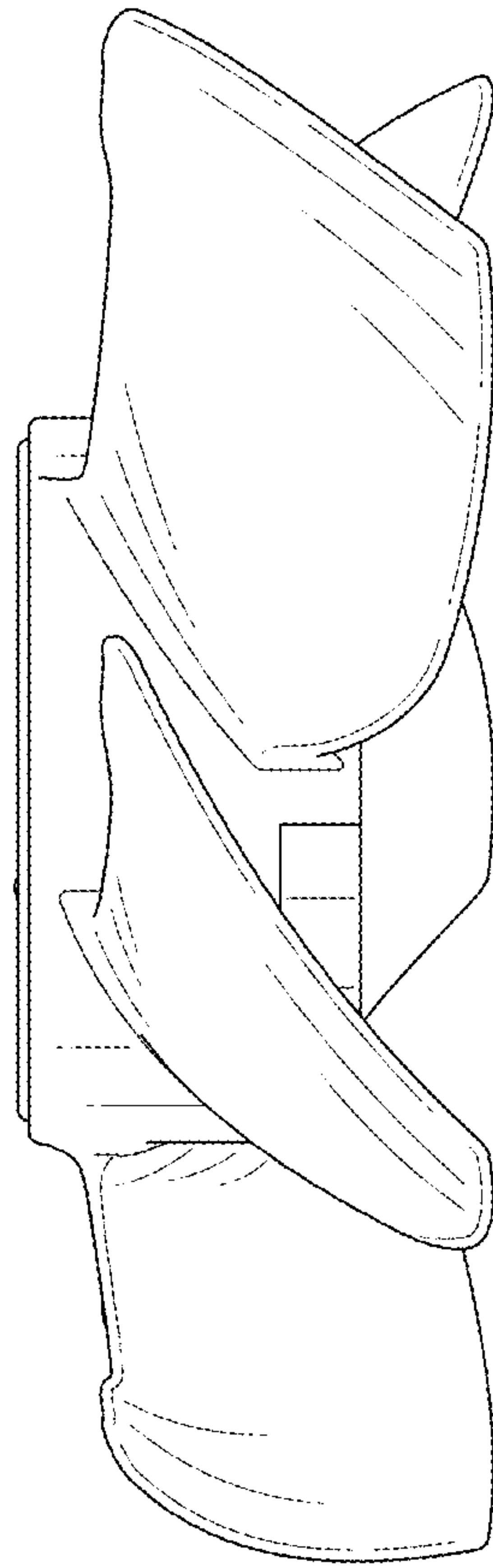


Fig.6

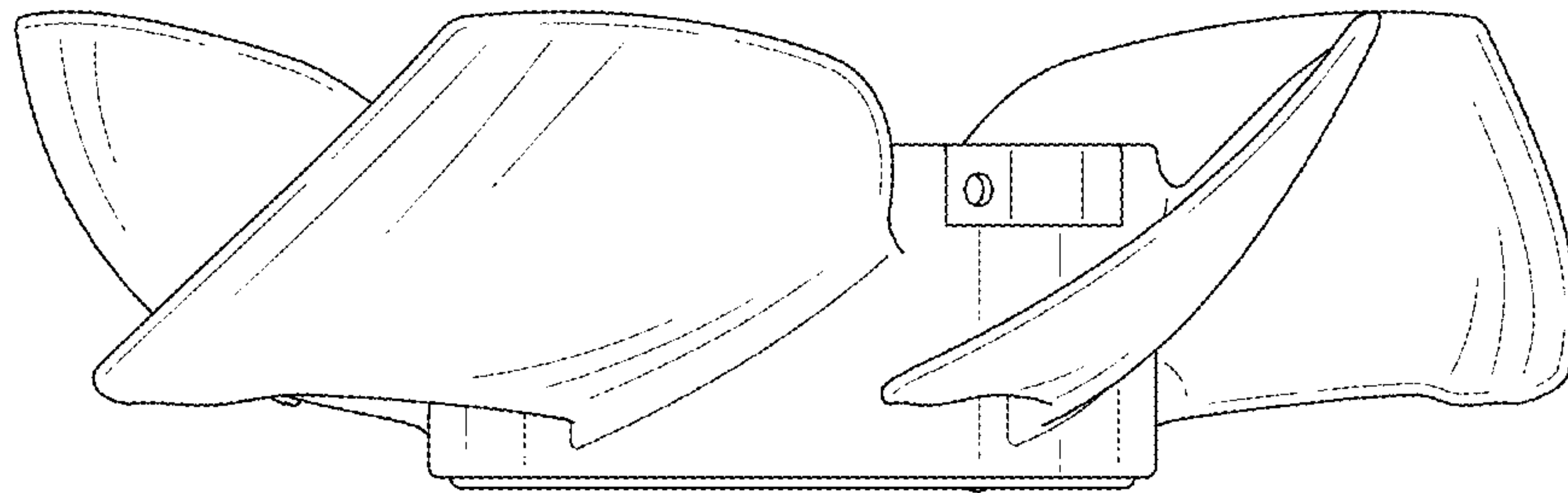


Fig.7

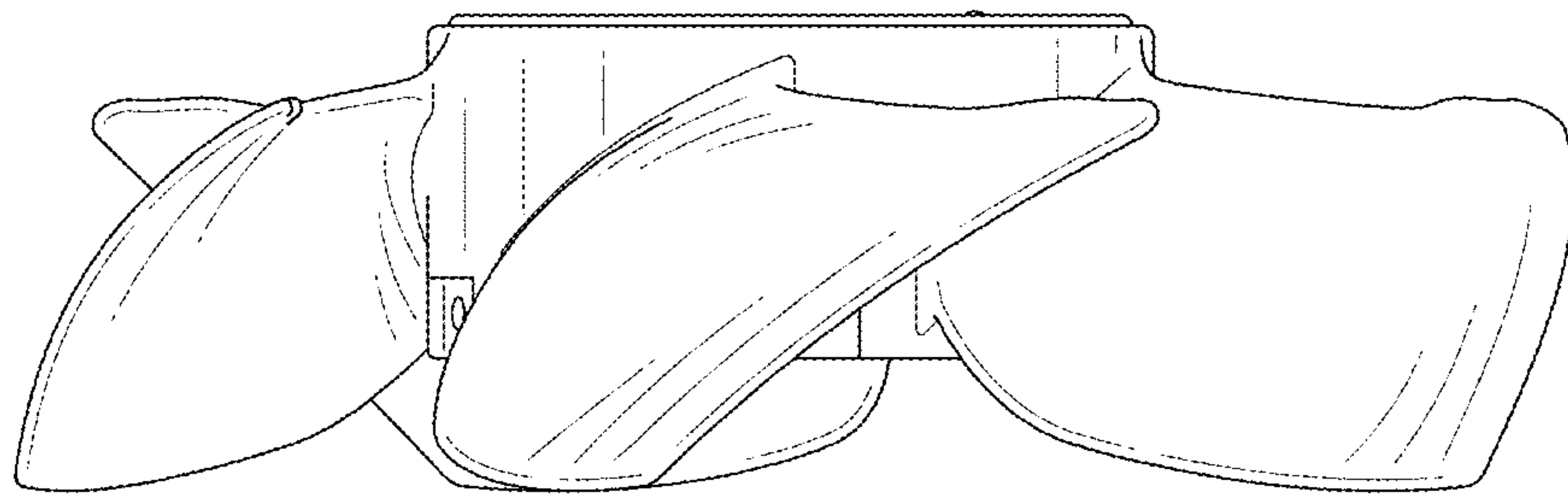


Fig.8

