



US00D755942S

(12) **United States Design Patent**  
**Kim et al.**

(10) **Patent No.:** **US D755,942 S**  
(45) **Date of Patent:** **\*\* May 10, 2016**

(54) **AIR PURIFIER**

(56) **References Cited**

(71) Applicant: **KONINKLIJKE PHILIPS N.V.**,  
Eindhoven (NL)  
(72) Inventors: **Young Jo Kim**, Seoul (KR); **Kyoung  
Hwa Maeng**, Seoul (KR); **Sul Ki Lee**,  
Seoul (KR)  
(73) Assignee: **KONINKLIJKE PHILIPS N.V.**,  
Eindhoven (NL)  
(\*\*) Term: **14 Years**  
(21) Appl. No.: **29/503,173**  
(22) Filed: **Sep. 24, 2014**  
(30) **Foreign Application Priority Data**

Mar. 31, 2014 (KR) ..... 30-2014-0016011  
(51) **LOC (10) Cl.** ..... **23-04**  
(52) **U.S. Cl.**  
USPC ..... **D23/364**  
(58) **Field of Classification Search**  
USPC ..... D23/355-366, 352, 369, 332, 333, 335,  
D23/336, 342, 351; 422/120, 122; 55/356,  
55/473, 504; 96/97; D14/188, 170, 172;  
261/DIG. 17, DIG. 65, DIG. 88, DIG. 31;  
D18/34.6  
CPC ..... A61L 9/16; A61L 9/22; B01D 47/00;  
B01D 47/027; B01D 2221/02; B01D  
2259/4508; B03C 3/155; B03C 3/368; F24F  
3/16; F24F 13/20; F24F 13/28; F24F 3/1405;  
F24F 3/1603; F24F 13/222  
See application file for complete search history.

U.S. PATENT DOCUMENTS

D287,274 S *	12/1986	Crowley .....	D23/356
D299,528 S *	1/1989	Kessler .....	D23/351
D394,099 S *	5/1998	Tsuji .....	D23/356
D565,159 S *	3/2008	Shin .....	D23/356
D657,037 S *	4/2012	Lo .....	D23/364
D677,773 S *	3/2013	Choi .....	D23/356
D682,406 S *	5/2013	Yeom .....	D23/356
D688,362 S *	8/2013	Thomas .....	D23/356
D704,321 S *	5/2014	Jardine .....	D23/365
D726,766 S *	4/2015	Goodner .....	D14/188
D728,089 S *	4/2015	Crisa' .....	D23/366
D733,273 S *	6/2015	Jeon .....	D23/333
D735,843 S *	8/2015	Sunwoo .....	D23/333

\* cited by examiner

*Primary Examiner* — David Muller

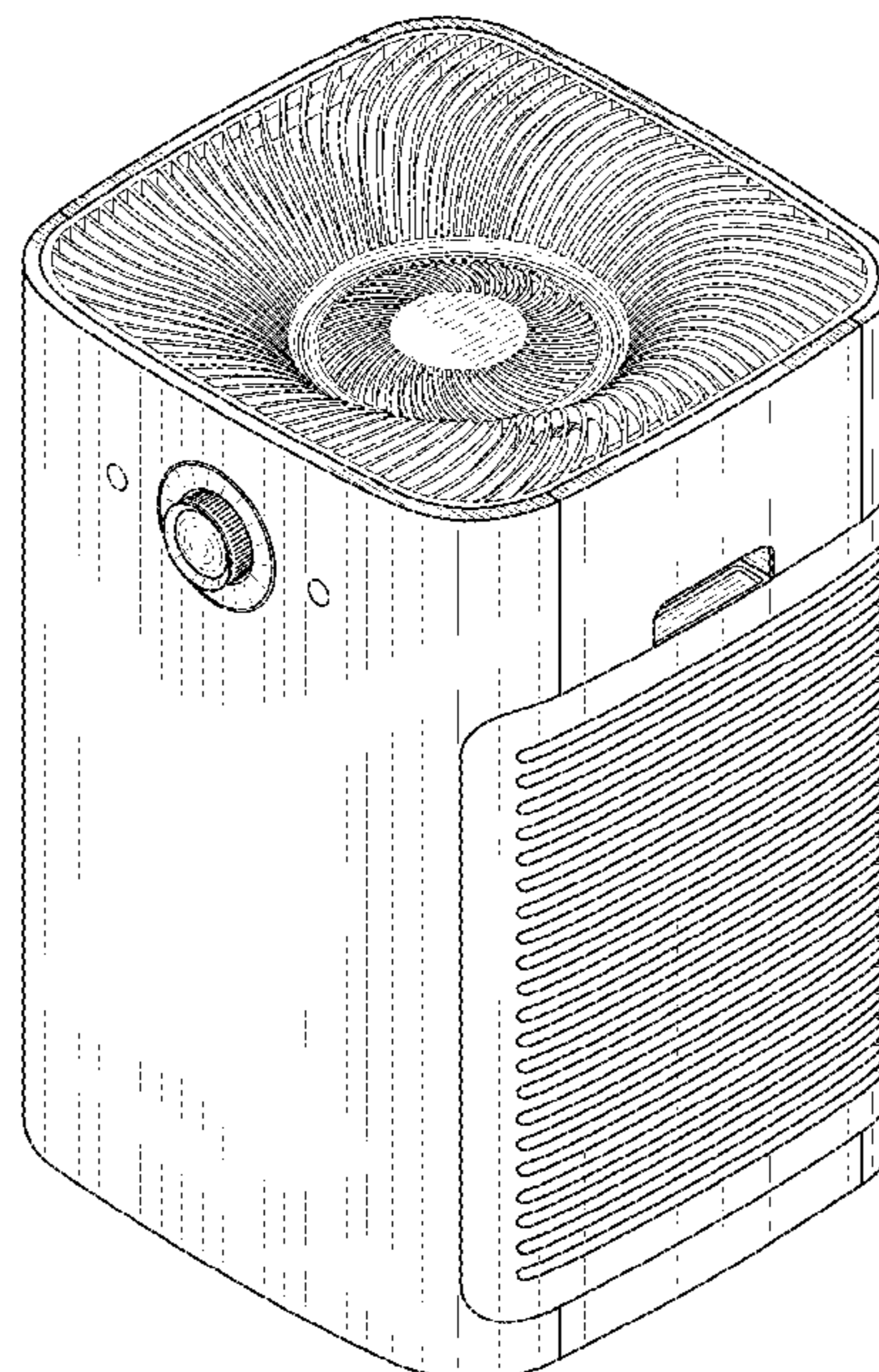
(57) **CLAIM**

The ornamental design for an air purifier, as shown and described.

**DESCRIPTION**

FIG. 1 is a perspective view showing my design;  
FIG. 2 is a front elevational view thereof;  
FIG. 3 is a rear elevational view thereof;  
FIG. 4 is a right side elevational view thereof;  
FIG. 5 is a left side elevational view thereof;  
FIG. 6 is a top plan view thereof; and,  
FIG. 7 is a bottom plan view thereof.  
The broken lines shown represent the bounds of the claim and form no part of the claimed design.

**1 Claim, 6 Drawing Sheets**



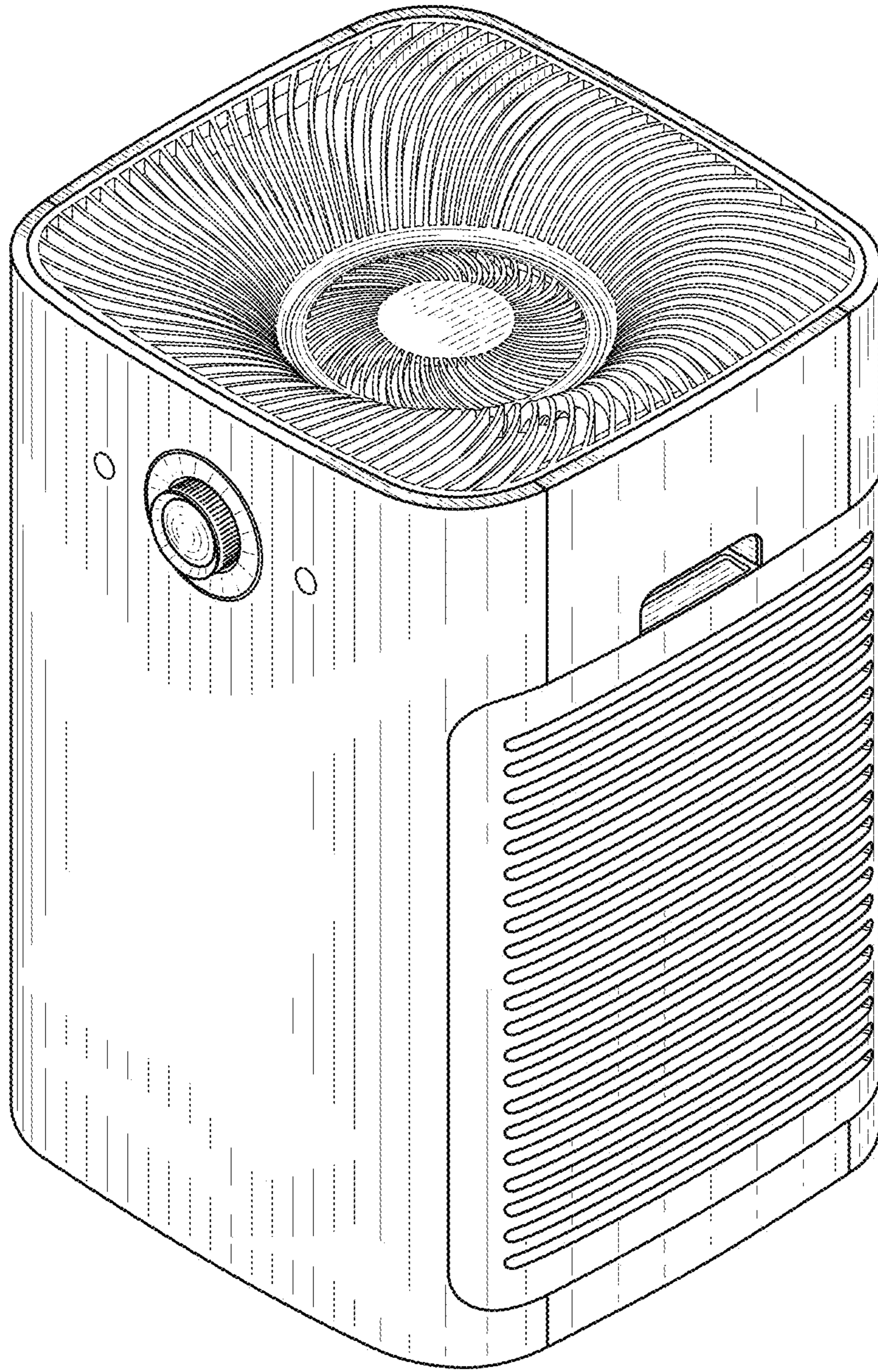


FIG. 1

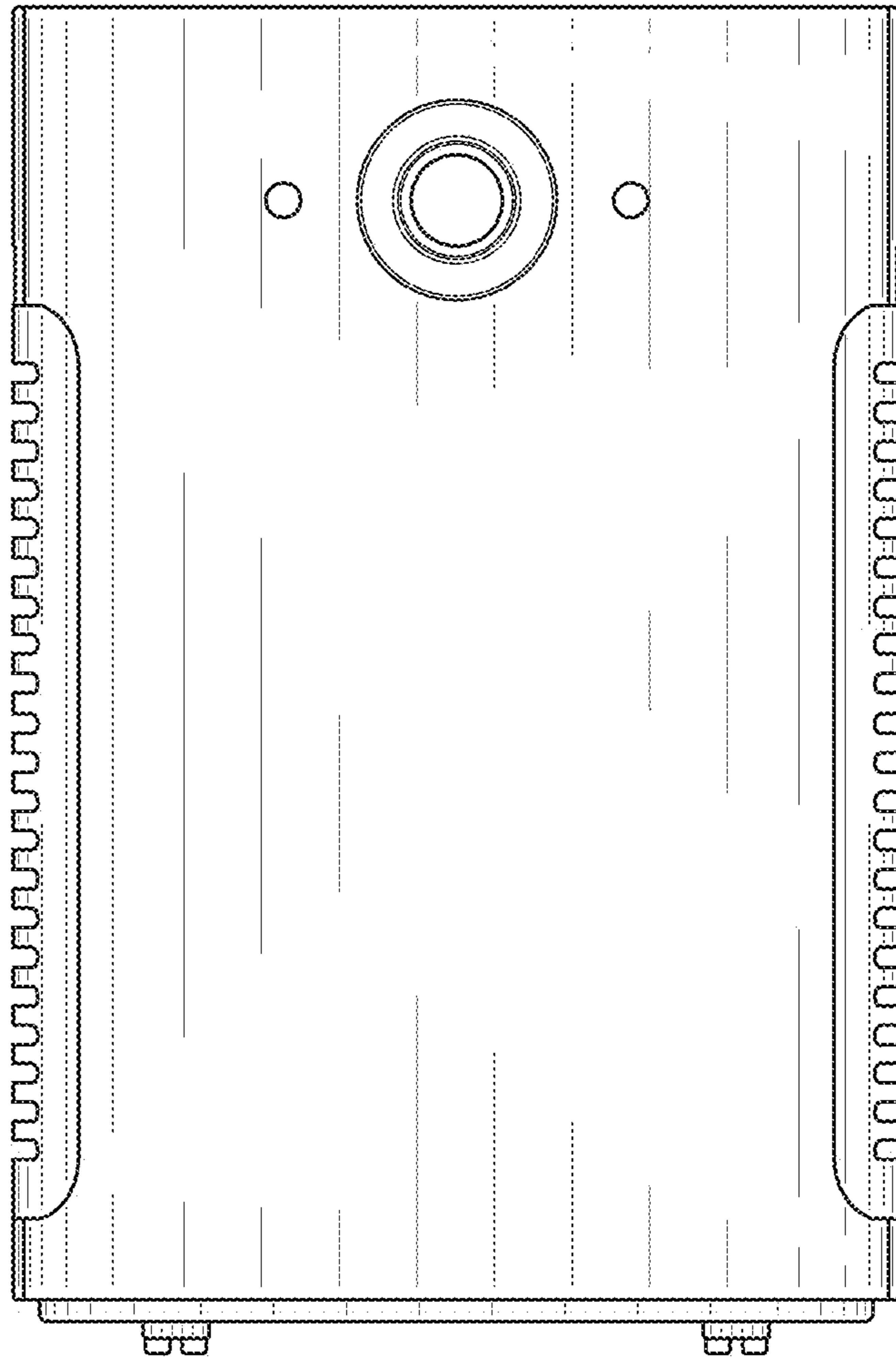


FIG. 2




FIG. 3




FIG. 4

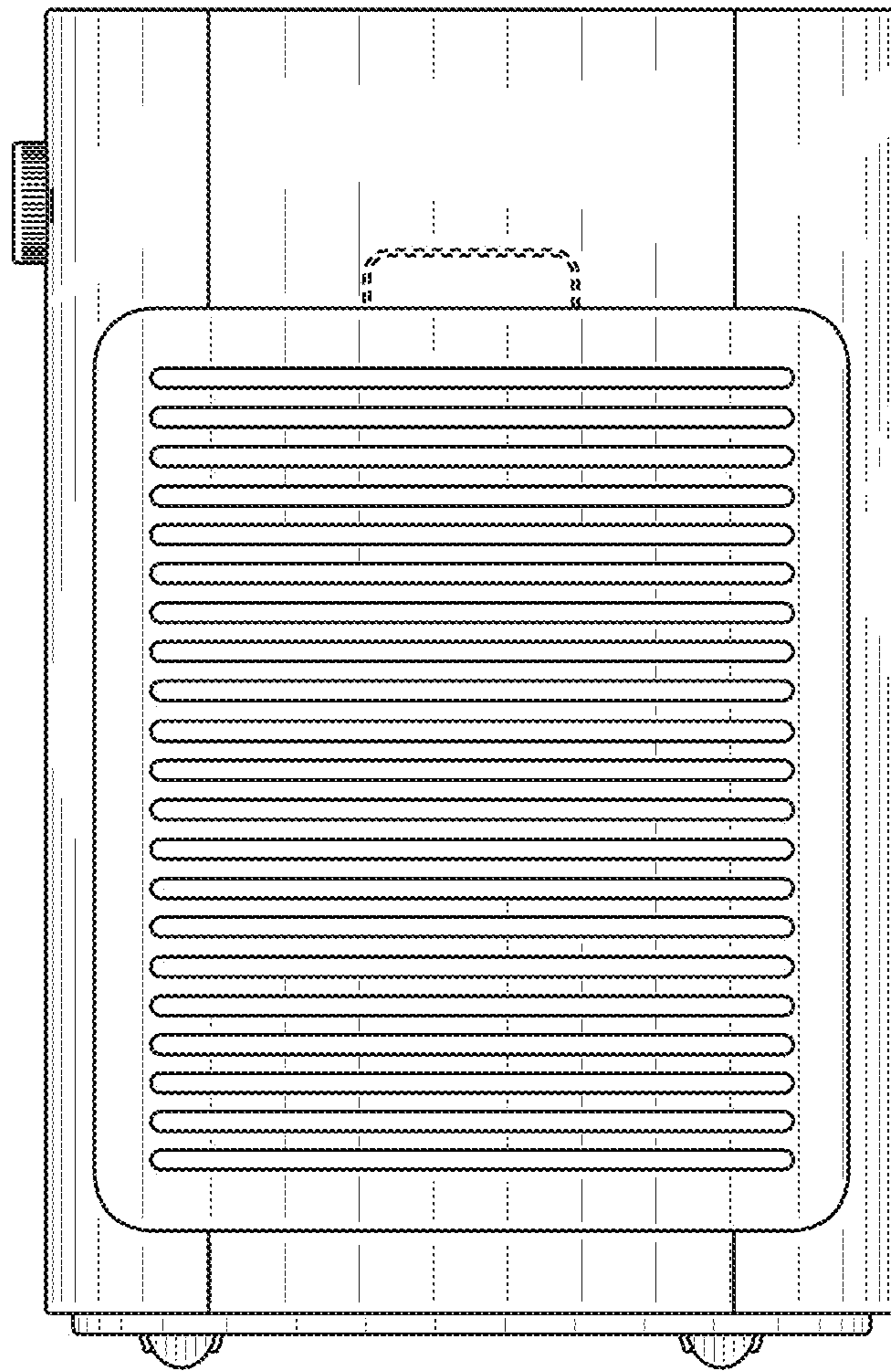


FIG. 5

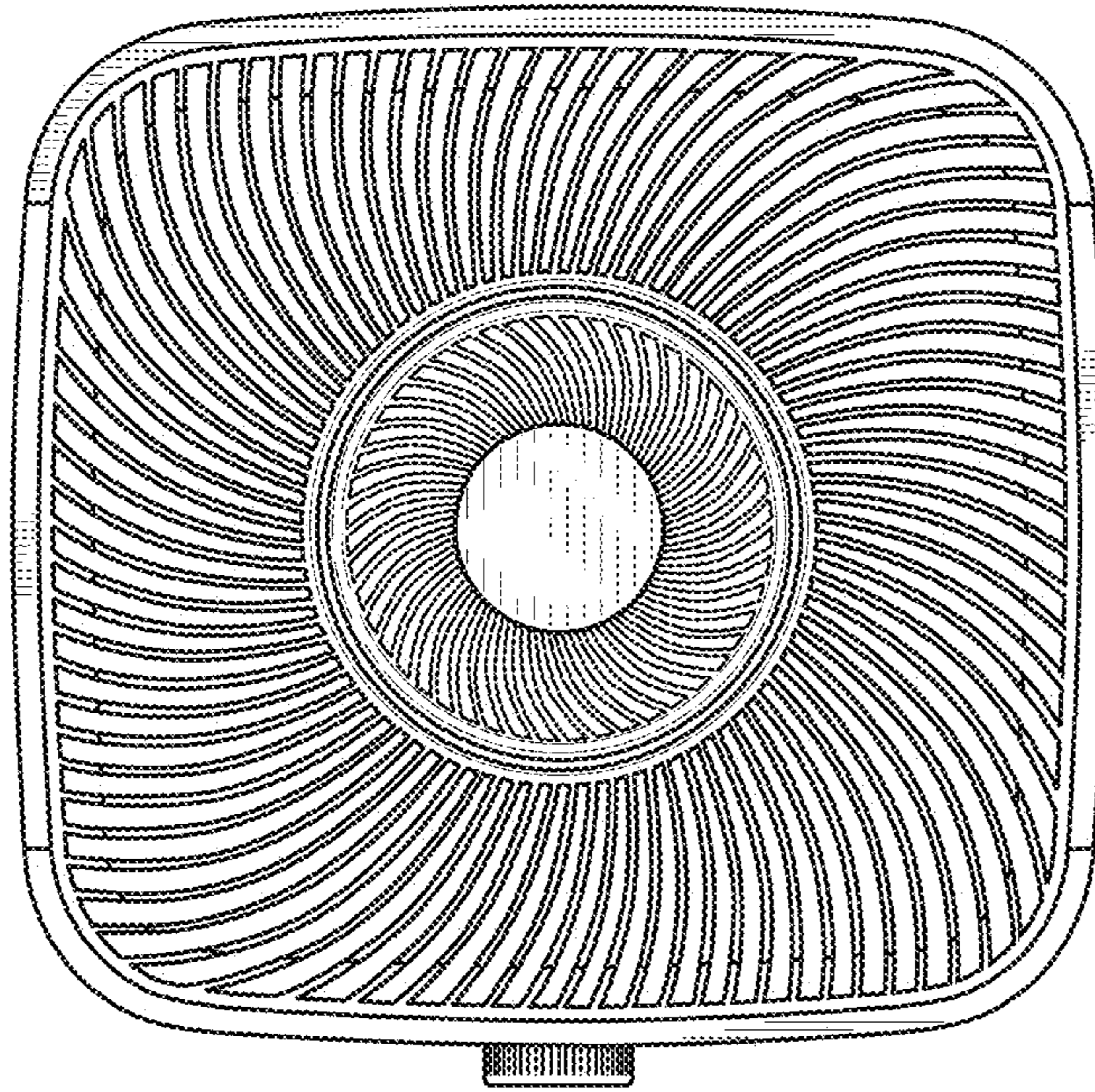


FIG. 6

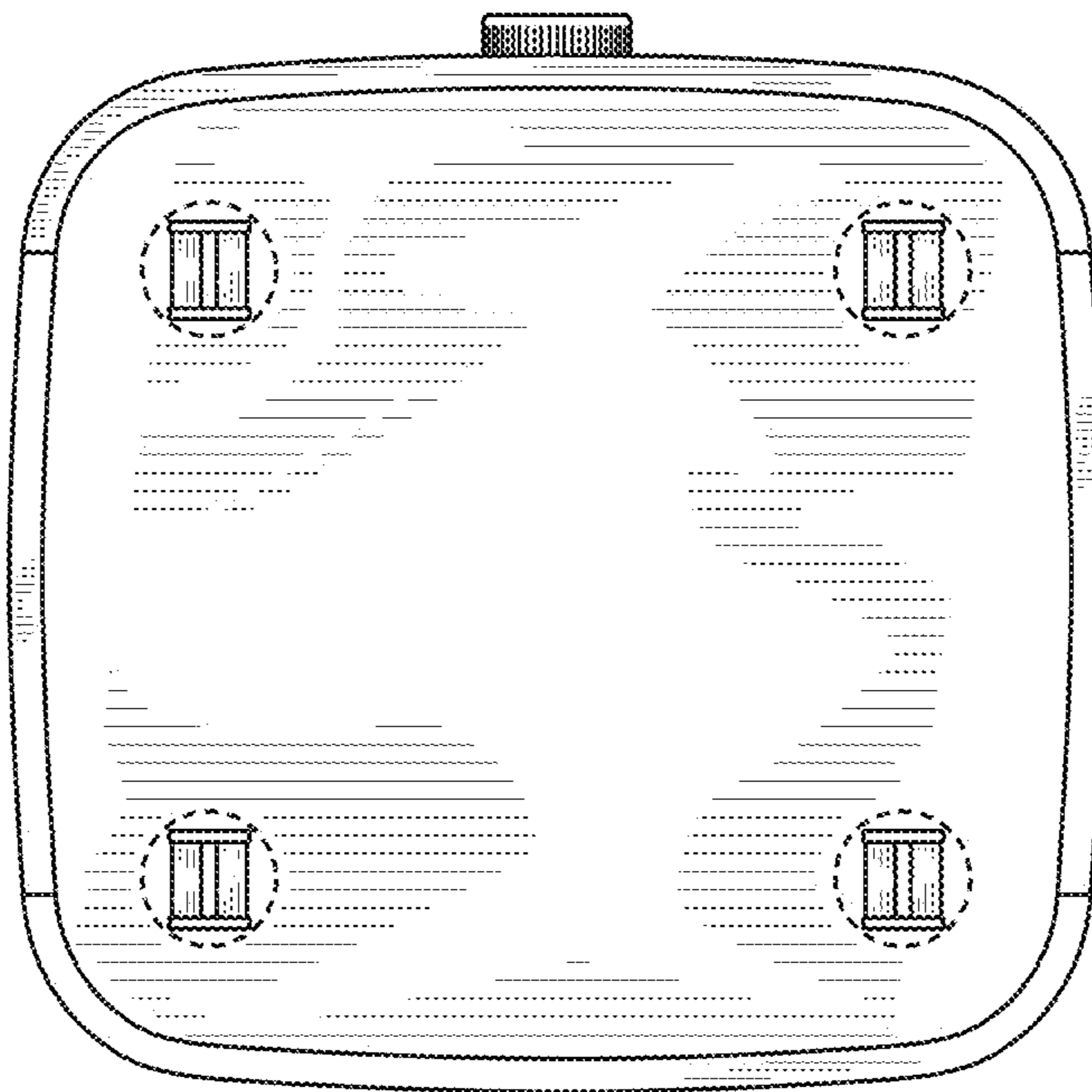


FIG. 7