



US00D755919S

(12) **United States Design Patent**
Harnage

(10) **Patent No.:** **US D755,919 S**
(45) **Date of Patent:** **** May 10, 2016**

(54) **HOLDER FOR MULTIPLE SPOOLS OF FISHING LINE**

(71) Applicant: **Earl Dean Harnage**, Hastings, FL (US)

(72) Inventor: **Earl Dean Harnage**, Hastings, FL (US)

(**) Term: **14 Years**

(21) Appl. No.: **29/507,264**

(22) Filed: **Oct. 24, 2014**

(51) **LOC (10) Cl.** **22-05**

(52) **U.S. Cl.**
USPC **D22/134**

(58) **Field of Classification Search**
USPC D22/134, 199; 206/389, 397; 211/85.5,
211/85.18; 242/129, 570, 578.2
CPC A47K 10/38; A47K 10/40; B65H 75/20;
B65H 75/364; B65H 85/66; B65H 49/32;
B65H 49/305

See application file for complete search history.

(56) **References Cited**

U.S. PATENT DOCUMENTS

3,802,571 A * 4/1974 Anderson A47K 10/38
211/85.5
6,375,115 B1 * 4/2002 Reed B65H 49/32
206/389

6,666,364 B2 * 12/2003 Phelps A47K 10/40
242/570
6,899,226 B2 * 5/2005 Voissem B65D 85/66
206/389
6,908,060 B2 * 6/2005 Hibbs B65H 49/305
242/129
8,864,428 B2 * 10/2014 Basler B65H 75/20
242/129

* cited by examiner

Primary Examiner — Catheri Oliver-Garcia

(74) *Attorney, Agent, or Firm* — Thomas C. Saitta

(57) **CLAIM**

The ornamental design for a holder for multiple spools of fishing line, as shown and described.

DESCRIPTION

FIG. 1 is a perspective view of the invention.

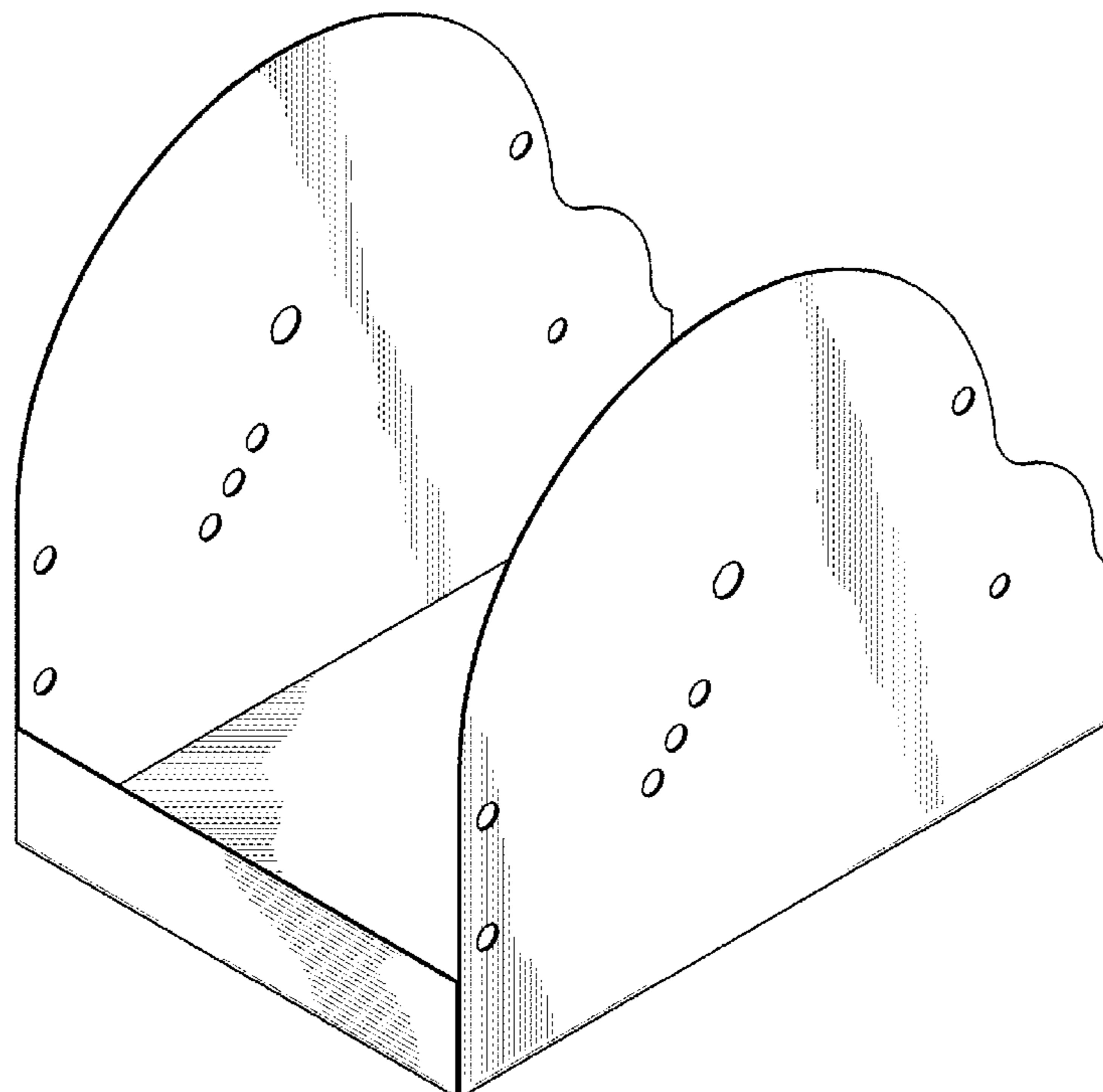
FIG. 2 is a left side view of the invention, the right side view being a mirror image of this view.

FIG. 3 is a front view of the invention, the rear view being identical.

FIG. 4 is a top view of the invention; and,

FIG. 5 is a bottom view of the invention.

1 Claim, 3 Drawing Sheets



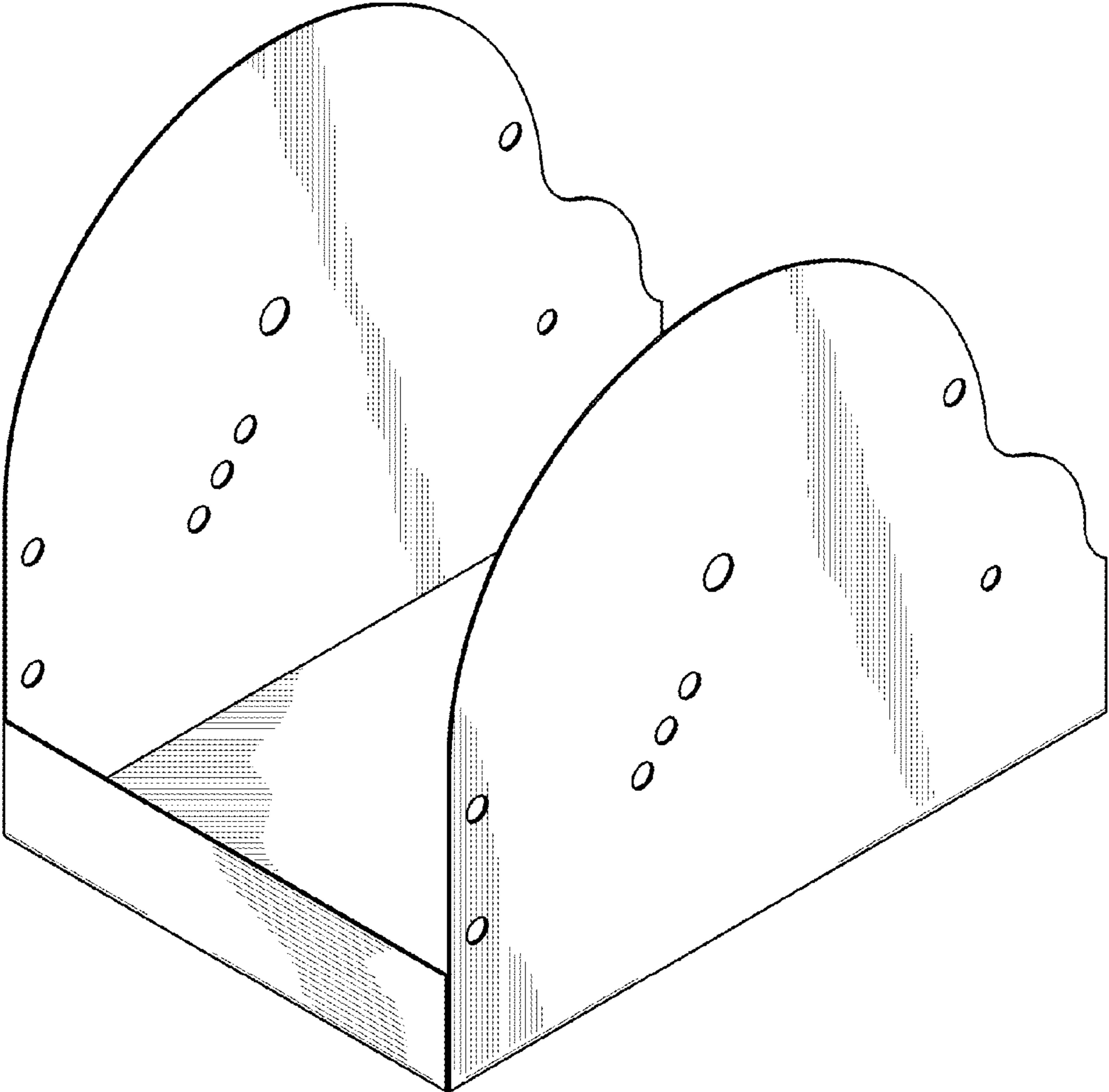


Fig. 1

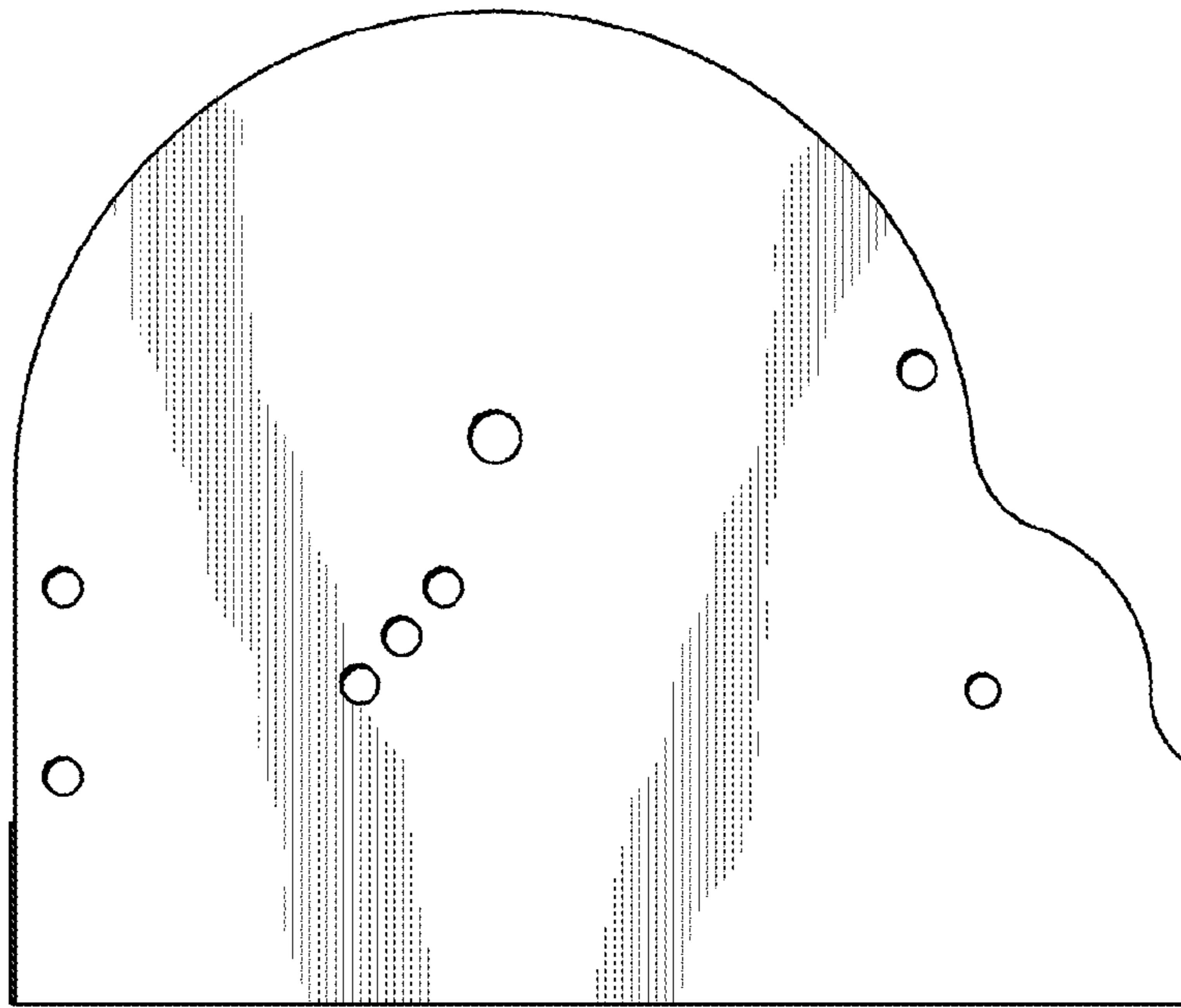


Fig. 2




Fig. 3




Fig. 4




Fig. 5