



US00D755911S

(12) **United States Design Patent**  
**Fuglsby**

(10) **Patent No.:** **US D755,911 S**  
(45) **Date of Patent:** **\*\* May 10, 2016**

(54) **ADJUSTABLE WRAP FOR CONNECTION TO RESISTANCE EXERCISE EQUIPMENT**

(71) Applicant: **Joshua J. Fuglsby**, Winnetka, CA (US)

(72) Inventor: **Joshua J. Fuglsby**, Winnetka, CA (US)

(\*\*) Term: **14 Years**

(21) Appl. No.: **29/516,457**

(22) Filed: **Feb. 2, 2015**

(51) **LOC (10) Cl.** ..... **21-02**

(52) **U.S. Cl.**  
USPC ..... **D21/694**

(58) **Field of Classification Search**

USPC ..... D21/684, 685, 662, 683, 781, 694, 753,  
D21/727, 692, 729, 732; D24/190, 110.1,  
D24/180, 191, 169, 192, 189, 143, 207,  
D24/791; 482/122, 124, 125, 129, 47, 49,  
482/44, 93, 105, 139, 48, 91, 127, 45, 102;  
473/438, 422, 450, 458, 464, 526, 551;  
D9/533, 540, 680, 531, 556, 553, 548,  
D9/574; 2/21, 161.3, 161.1, 161.8, 168;  
601/23, 62, 40, 33, 152, 151, 15, 34,  
601/150; 128/879, DIG. 15, DIG. 20, 898;  
602/20, 16, 21, 62, 13, 27, 64, 26, 65,  
602/23, 10, 30, 22; D34/1, 7, 5, 9;  
D7/300.1, 510, 511, 556, 523, 531  
CPC ... A61F 5/0118; A61F 5/0111; A61F 5/0106;  
A41D 13/087; A63B 60/08; A63B 60/10;  
A63B 49/08; Y10S 128/15

See application file for complete search history.

(56) **References Cited**

**U.S. PATENT DOCUMENTS**

3,920,006 A \* 11/1975 Lapidus ..... A61H 9/0078  
601/15  
4,013,069 A \* 3/1977 Hasty ..... A61H 9/0078  
128/DIG. 15  
4,156,425 A \* 5/1979 Arkans ..... A61H 9/0078  
128/DIG. 15  
4,624,246 A \* 11/1986 Ajemian ..... A61F 5/0125  
601/34

4,949,957 A \* 8/1990 Cucchiara ..... A63B 21/4017  
482/102  
D353,005 S \* 11/1994 Glidden ..... D24/190  
5,662,595 A \* 9/1997 Chesher ..... A61F 5/013  
482/124

(Continued)

**OTHER PUBLICATIONS**

Complete Shot Stick Weight by HockeyShot dated Aug. 30, 2013.  
Found online [Nov. 24, 2015] <http://www.hockeyshot.com/Complete-Shot-Stick-Weight-p/stick-weight-001.htm>.\*

*Primary Examiner* — Robert M Spear

*Assistant Examiner* — Ryan Harvey

(74) *Attorney, Agent, or Firm* — David L. Hoffman;  
Hoffman Patent Group

(57) **CLAIM**

I claim the ornamental design for an adjustable wrap for connection to resistance exercise equipment, as shown and described.

**DESCRIPTION**

FIG. 1 is a top and side perspective view of an adjustable wrap for connection to resistance exercise equipment in accordance with my invention;

FIG. 2 is a top view thereof;

FIG. 3 is a bottom view thereof;

FIG. 4 is a right side elevation view thereof;

FIG. 5 is a left side elevation view thereof;

FIG. 6 is a front view thereof;

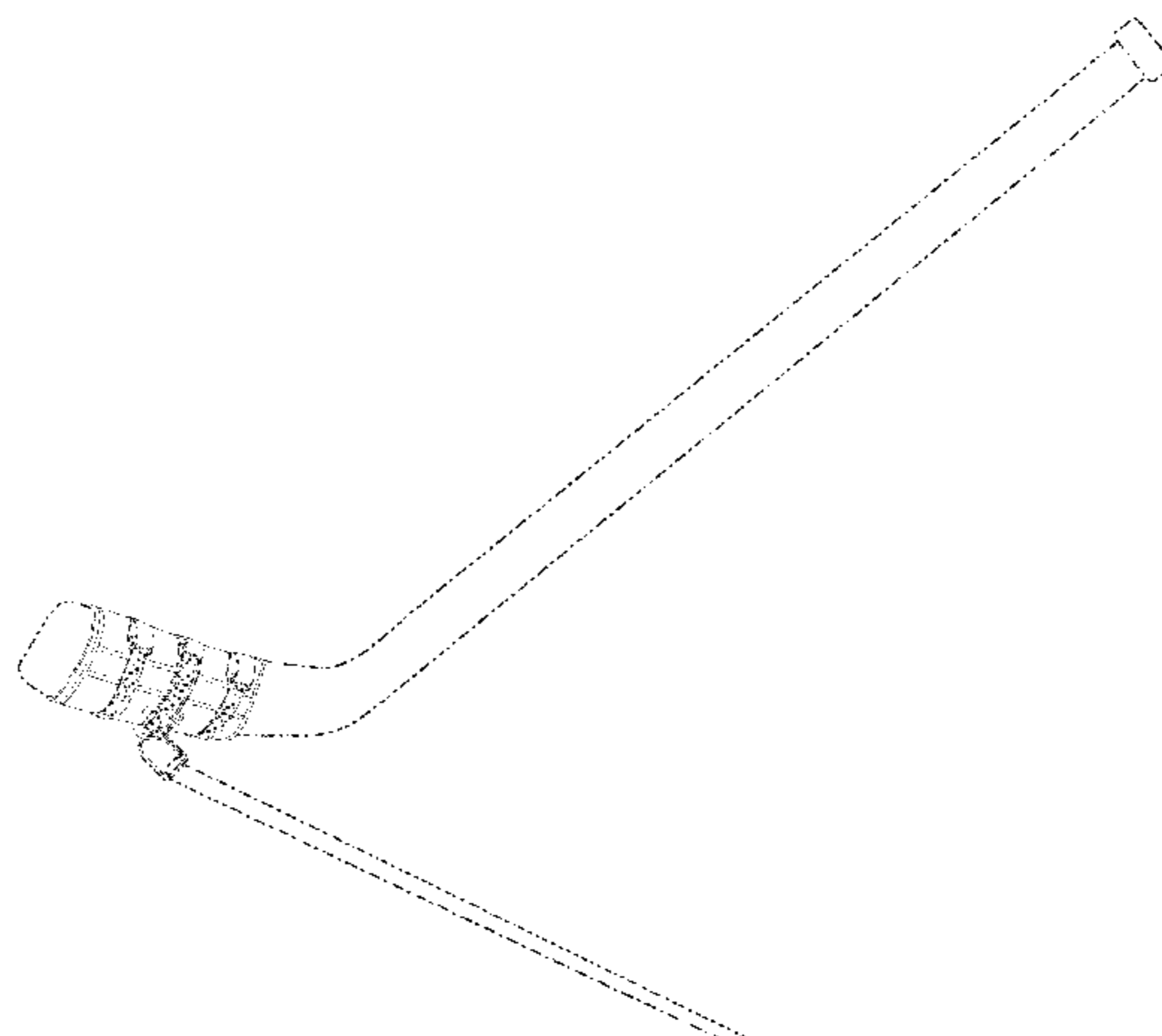
FIG. 7 is a rear view thereof;

FIG. 8 is another perspective view similar to that of FIG. 1 showing the device on a hockey stick and connected to a resistance band; and,

FIG. 9 is another perspective view similar to that of FIG. 1 showing the device on a hockey stick blade and connected to a resistance band.

The evenly-spaced broken lines shown on the surface of the claimed design illustrate stitching that forms no part of the claimed design. The dash-dot-dot-dash broken lines illustrate environment and form no part of the claimed design.

**1 Claim, 7 Drawing Sheets**



# US D755,911 S

Page 2

---

(56)

## References Cited

### U.S. PATENT DOCUMENTS

D477,410 S \* 7/2003 Wiggins ..... D24/190  
D515,641 S \* 2/2006 Morales ..... D21/727  
D576,234 S \* 9/2008 Rasmussen ..... D21/694  
D634,851 S \* 3/2011 Chiang ..... D24/190

D660,971 S \* 5/2012 Franke ..... D24/192  
D675,274 S \* 1/2013 Wolfe ..... D21/791  
8,727,950 B2 \* 5/2014 Carter ..... A63B 71/0009  
482/105  
D716,955 S \* 11/2014 Forbes ..... D24/190

\* cited by examiner

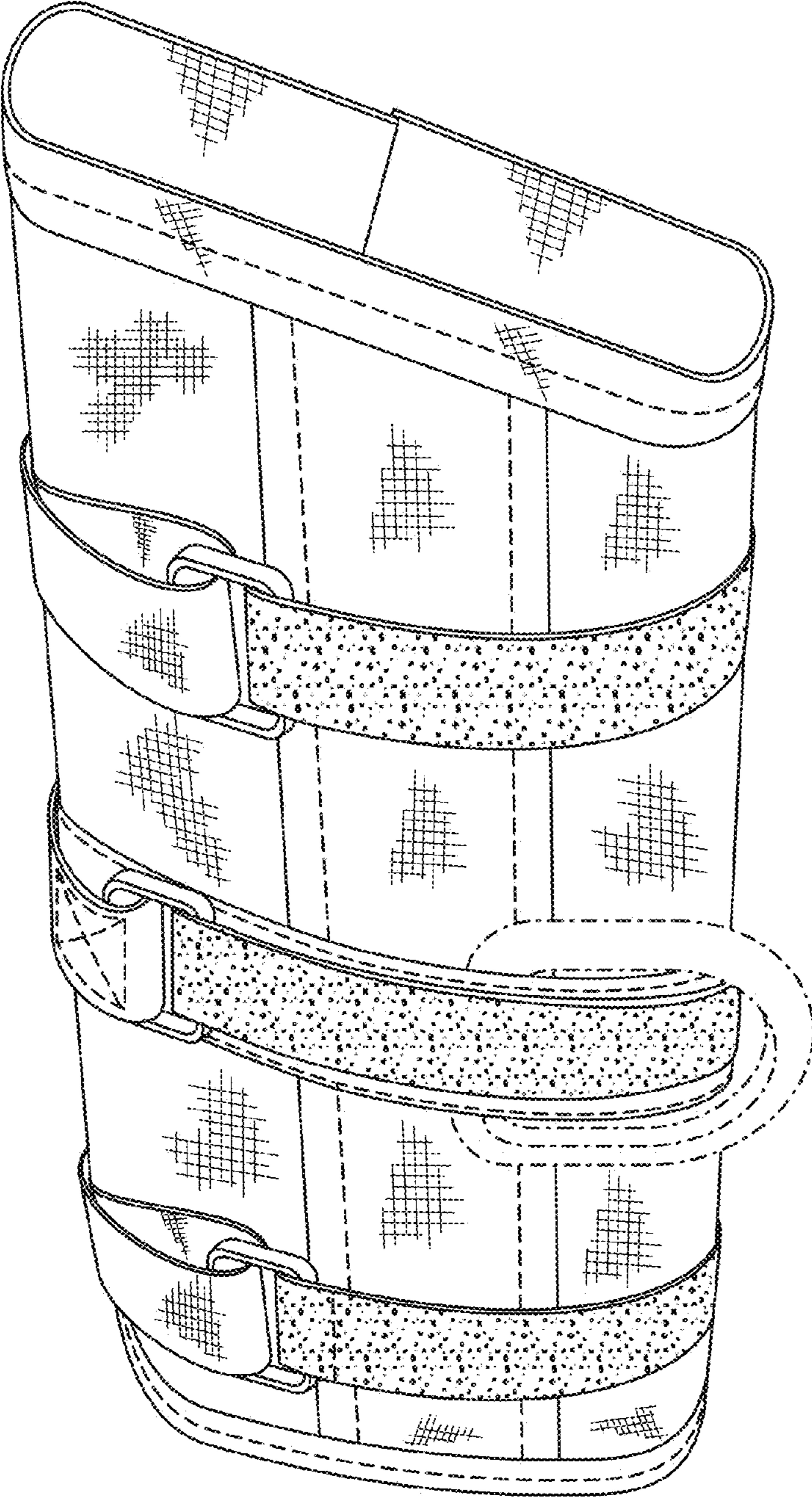


FIG. 1

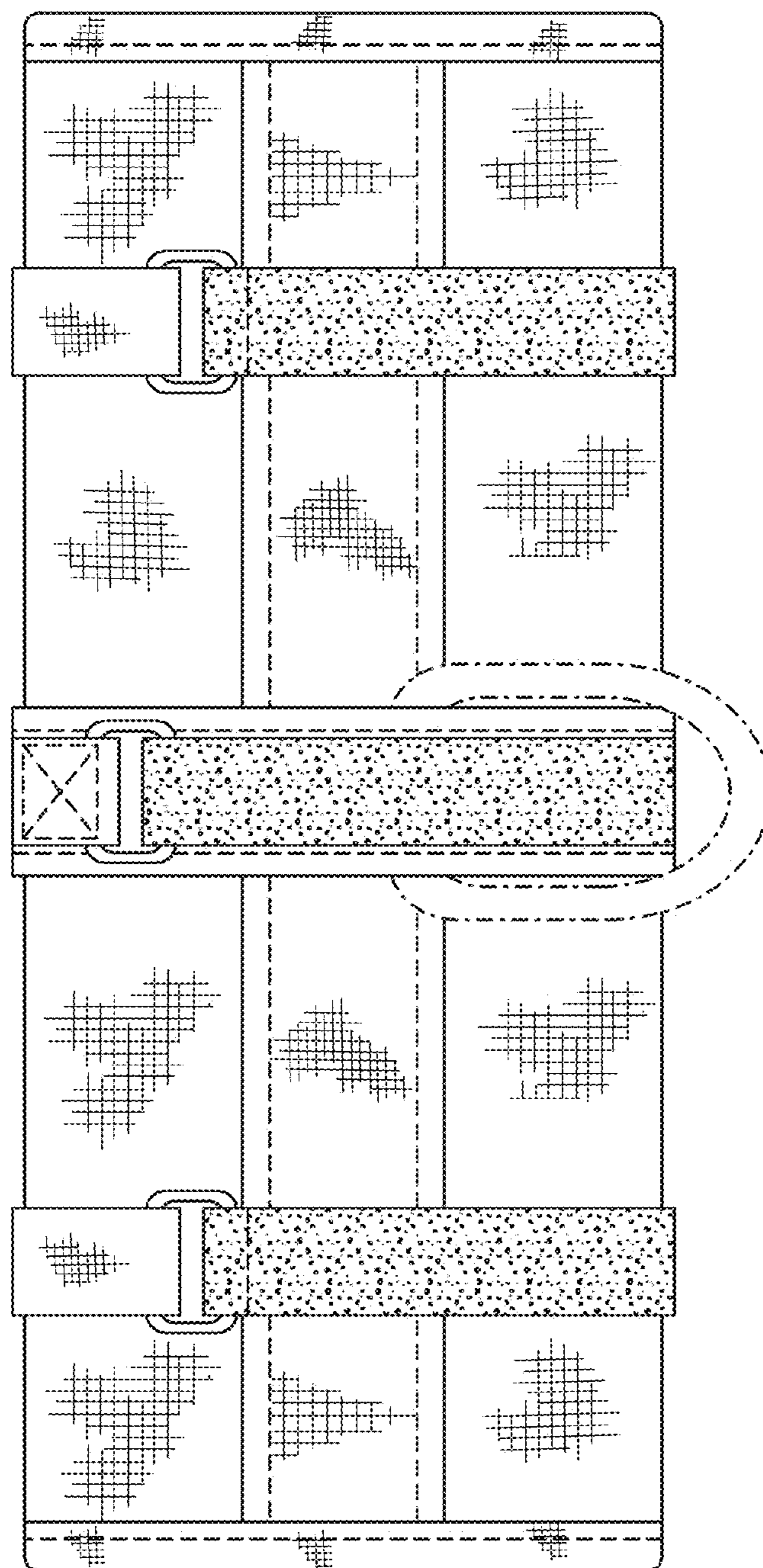


FIG. 2

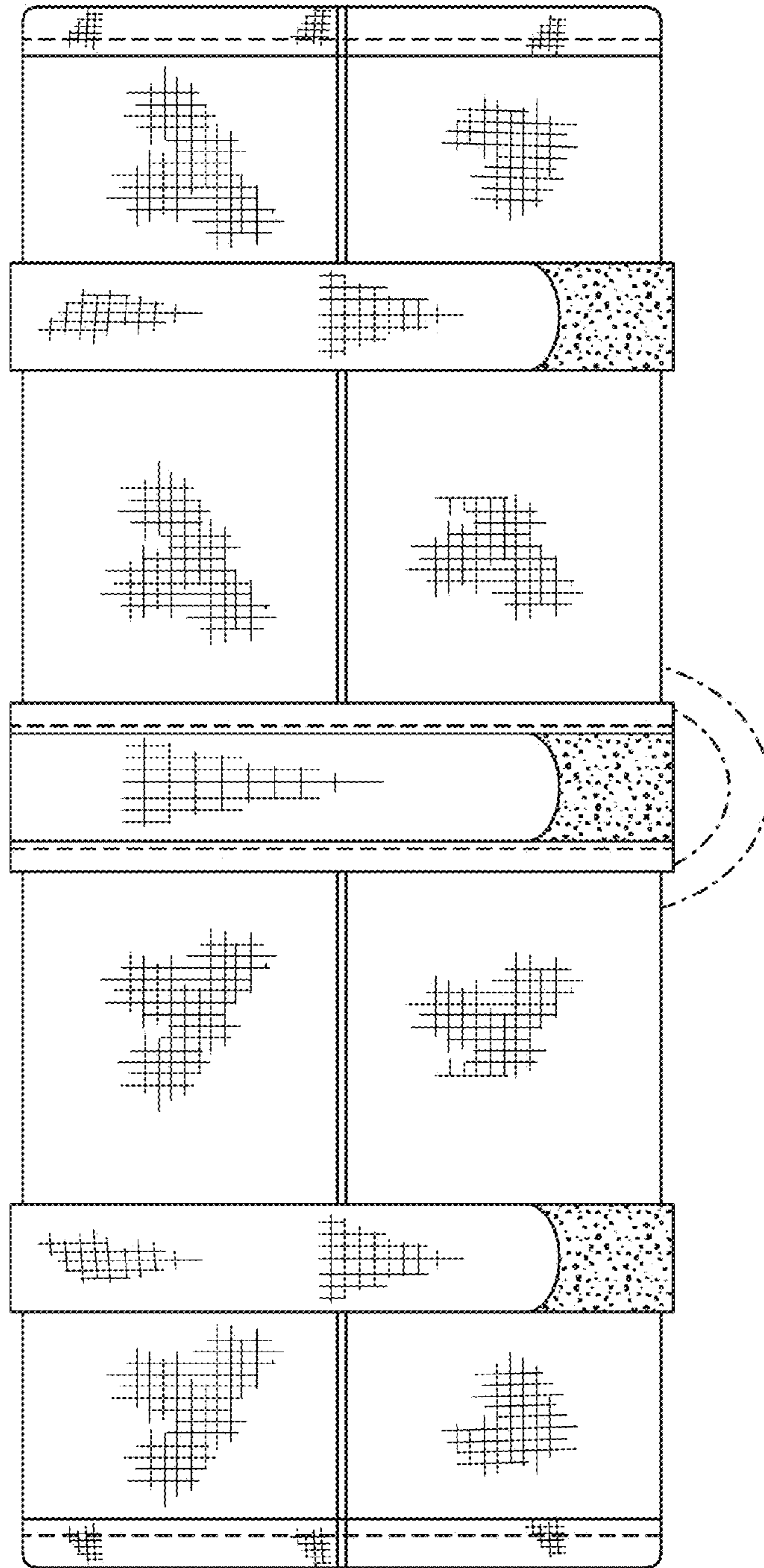


FIG. 3

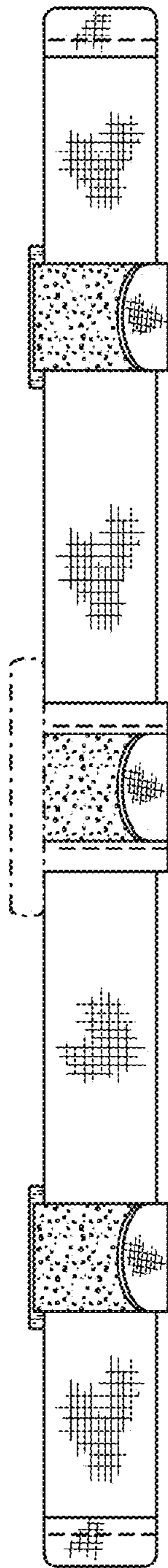


FIG. 4

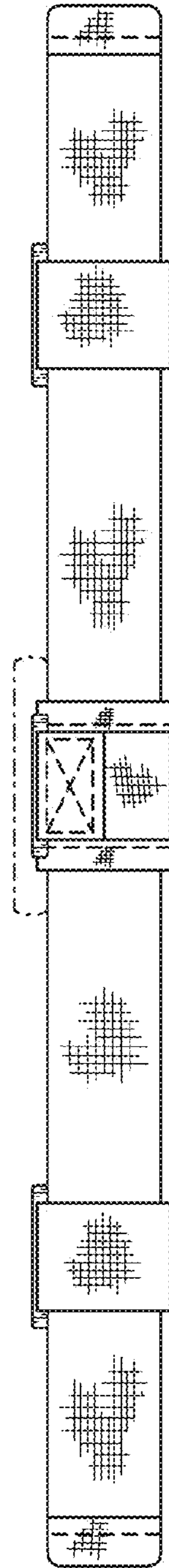


FIG. 5




FIG. 6




FIG. 7

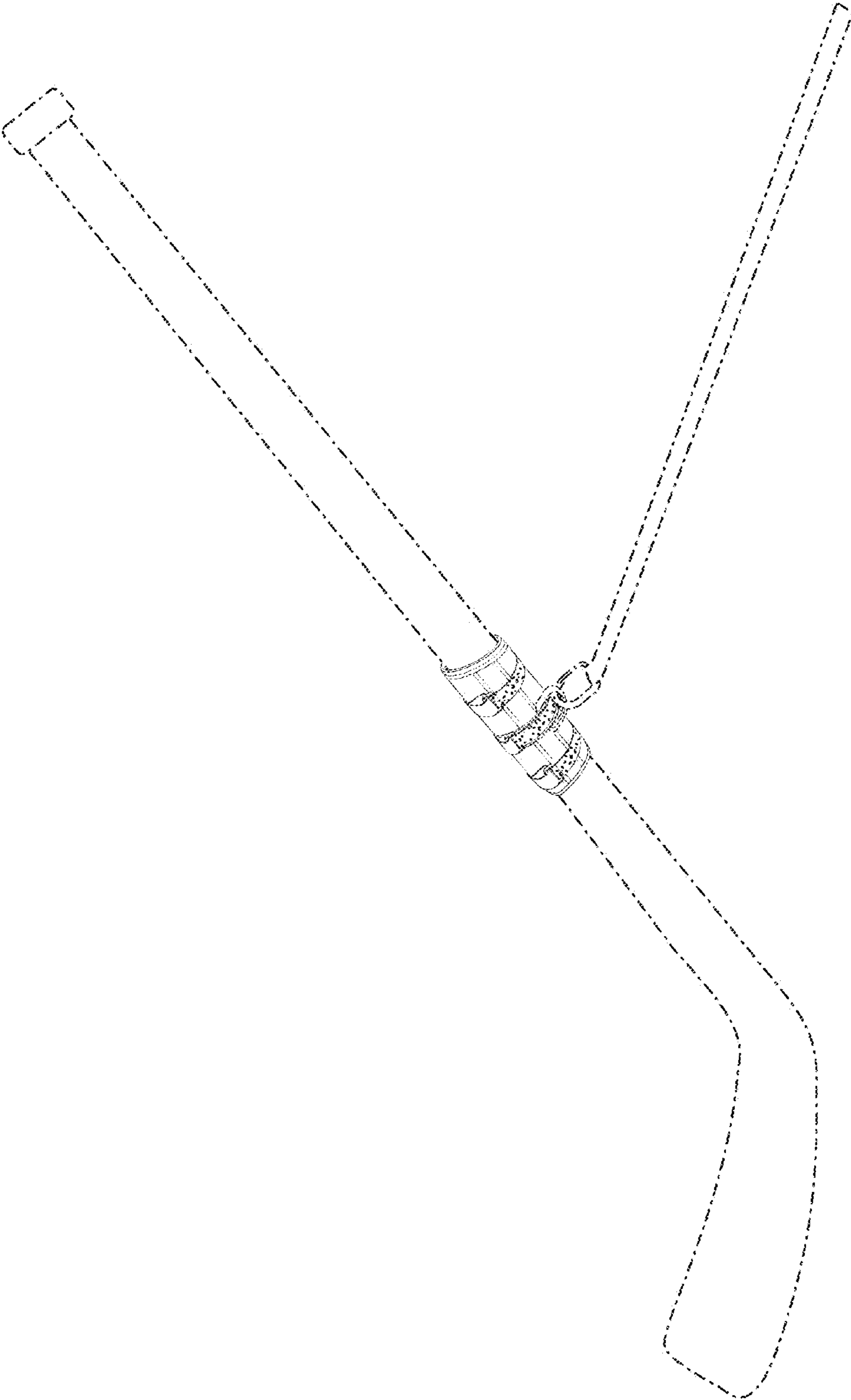


FIG. 8



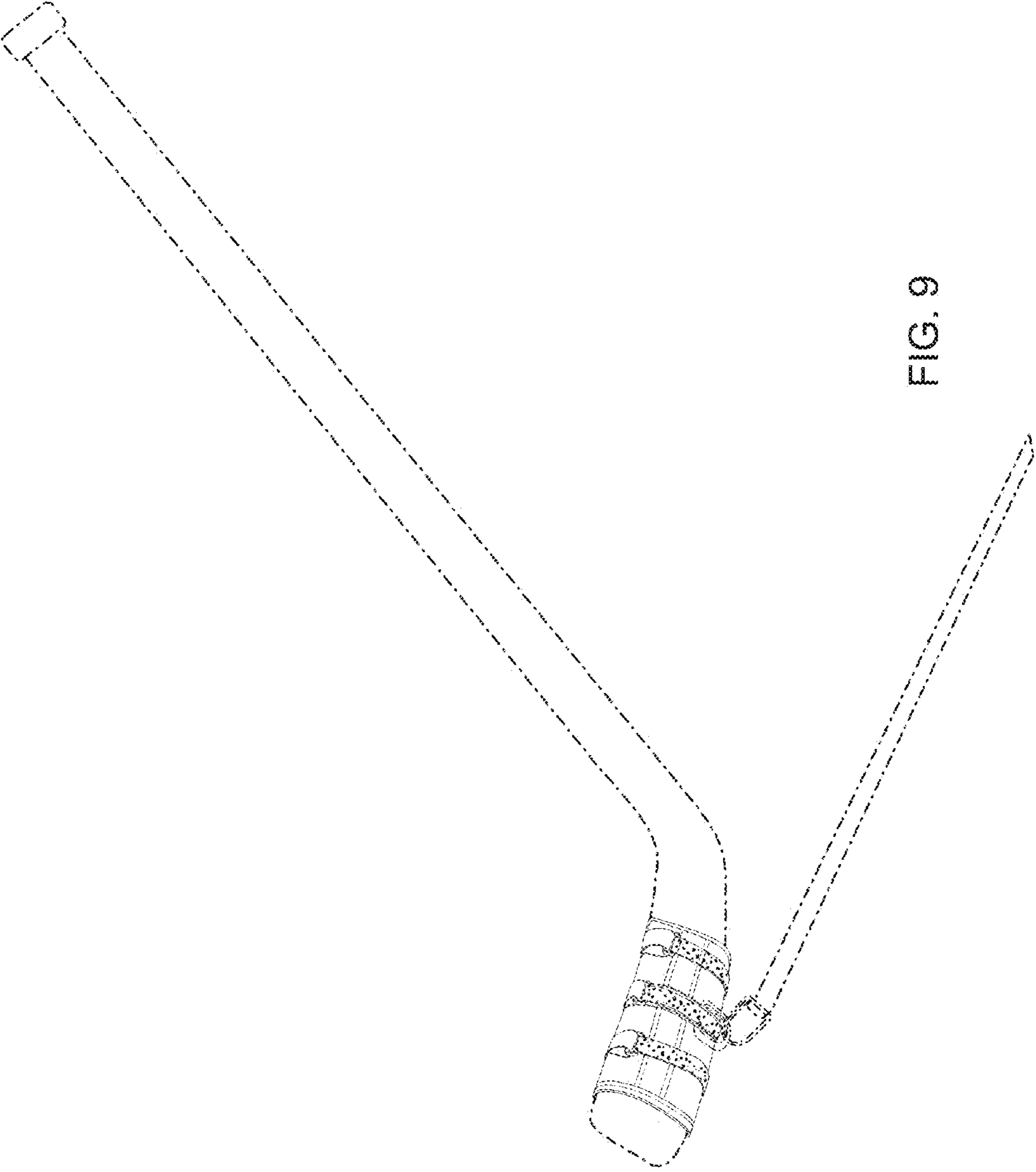


FIG. 9