



US00D755884S

(12) **United States Design Patent**
Desmettre

(10) **Patent No.:** **US D755,884 S**
(45) **Date of Patent:** **** May 10, 2016**

(54) **GLASSES**

(71) Applicant: **LVMH Swiss Manufactures SA**, La
Chaux-de-Fonds (CH)

(72) Inventor: **Maxime Desmettre**, Limonest (FR)

(73) Assignee: **LVMH Swiss Manufactures SA**, La
Chaux-de-Fonds (CH)

(**) Term: **14 Years**

(21) Appl. No.: **29/521,211**

(22) Filed: **Mar. 20, 2015**

(30) **Foreign Application Priority Data**

Sep. 26, 2014 (WO) DM/084 516

(51) **LOC (10) Cl.** **16-06**

(52) **U.S. Cl.**
USPC **D16/335**; D16/334

(58) **Field of Classification Search**
USPC D16/101, 300–342, 900; D29/109–110;
351/41, 44, 51–52, 62, 158, 92,
351/103–123, 140–153, 63, 59, 45–48;
2/426–432, 447–449, 441, 434–437,
2/440, 442, 13, 15; D21/483, 659–661;
D14/372
CPC G02C 2200/08; G02C 1/06; G02C 5/14;
G02C 5/16; G02C 11/02; G02C 11/04;
A61M 2021/0044; A63B 33/002

See application file for complete search history.

(56) **References Cited**

U.S. PATENT DOCUMENTS

D491,601 S *	6/2004	Lovegrove	D16/334
D537,102 S *	2/2007	Lovegrove	D16/326
D632,327 S *	2/2011	Fuchs	D16/326
D649,580 S	11/2011	Zhang	
D650,411 S *	12/2011	Fuchs	D16/300
D719,606 S	12/2014	Behling	
D727,408 S *	4/2015	Chen	D16/335
D740,880 S *	10/2015	Thixton	D16/335

OTHER PUBLICATIONS

U.S. Appl. No. 29/521,208, LVMH Swiss Manufactures SA.
U.S. Appl. No. 29/521,213, LVMH Swiss Manufactures SA.

* cited by examiner

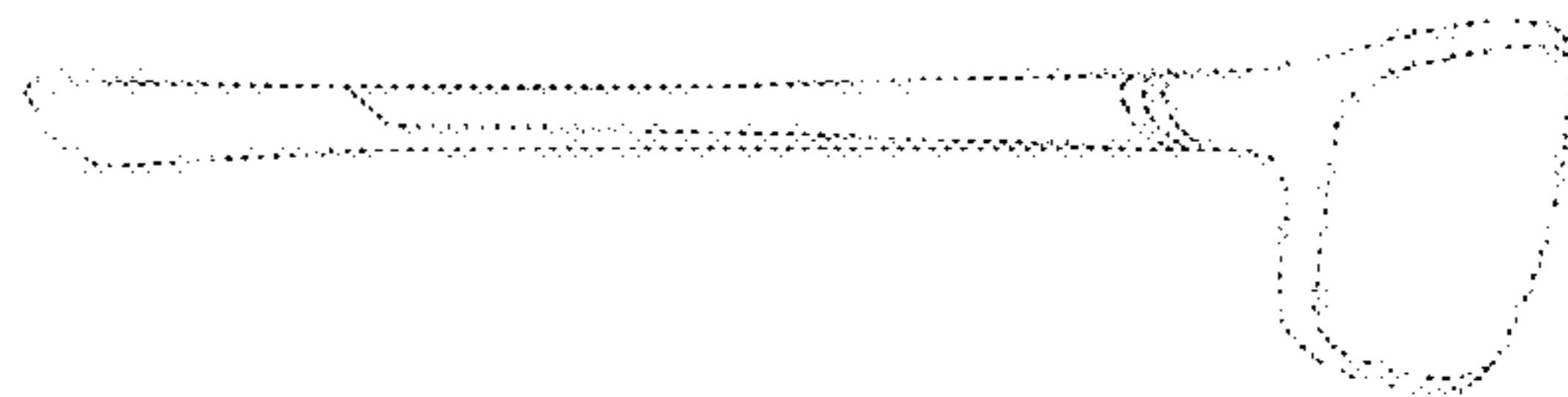

Primary Examiner — Raphael Barkai
(74) *Attorney, Agent, or Firm* — Mark S. Leonardo; Brown
Rudnick LLP

(57) **CLAIM**
The ornamental design for glasses, as shown and described.

DESCRIPTION

FIG. 1 illustrates a perspective view of glasses employing an ornamental design in accordance with the present invention; FIG. 2 illustrates an alternate view of the glasses of FIG. 1; FIG. 3 illustrates a front view of the glasses of FIG. 1; FIG. 4 illustrates a rear view of the glasses of FIG. 1; FIG. 5 illustrates a left side view of the glasses of FIG. 1; FIG. 6 illustrates a right side view of the glasses of FIG. 1; FIG. 7 illustrates a top view of the glasses of FIG. 1; and, FIG. 8 illustrates a bottom view of the glasses of FIG. 1. All features illustrated in phantom line are expressly disclaimed and form no part of the claimed design.

1 Claim, 5 Drawing Sheets






FIG. 1




FIG. 2




FIG. 3




FIG. 4

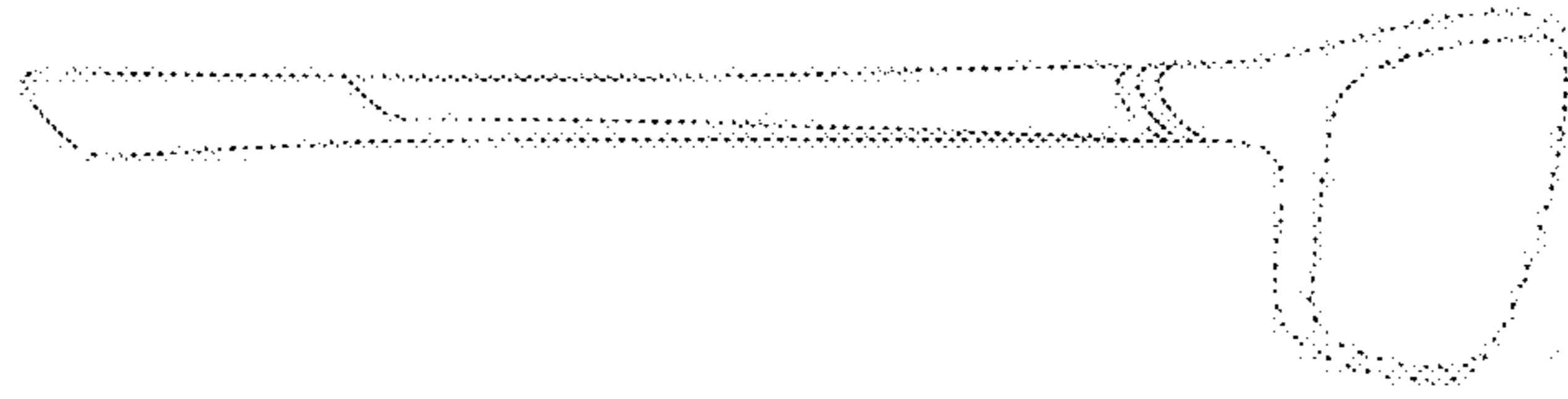


FIG. 5

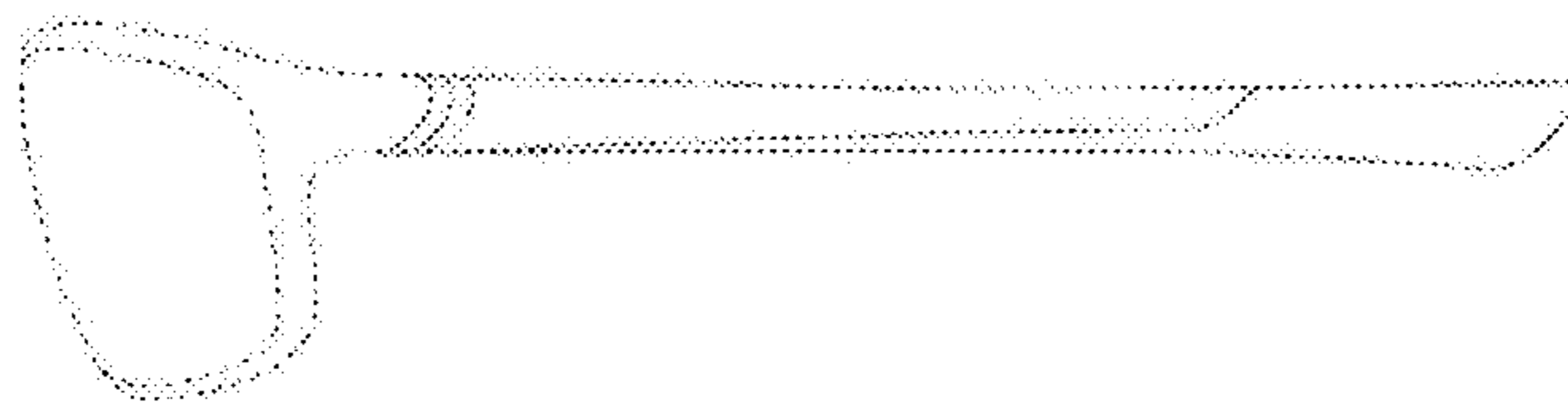


FIG. 6

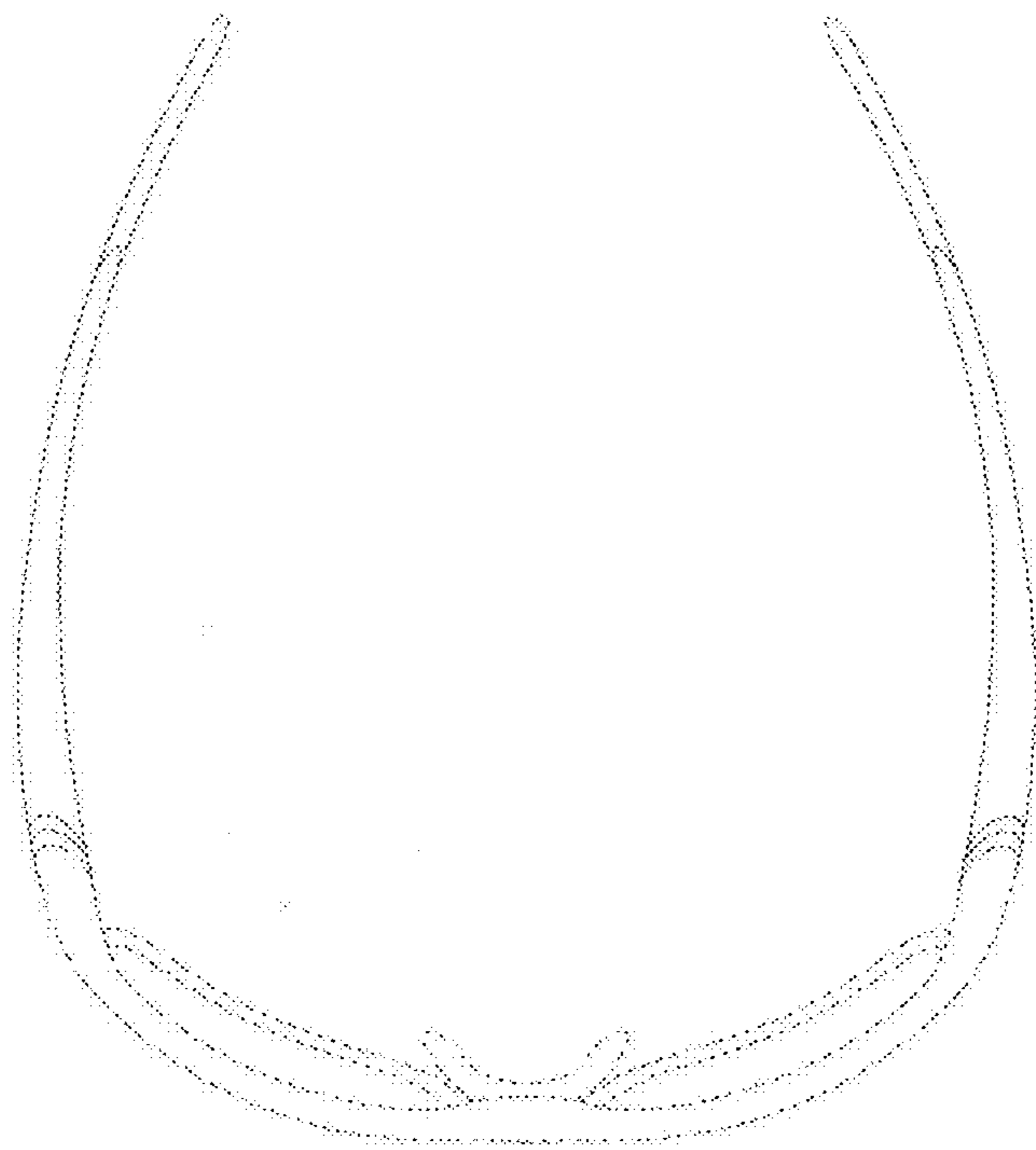


FIG. 7

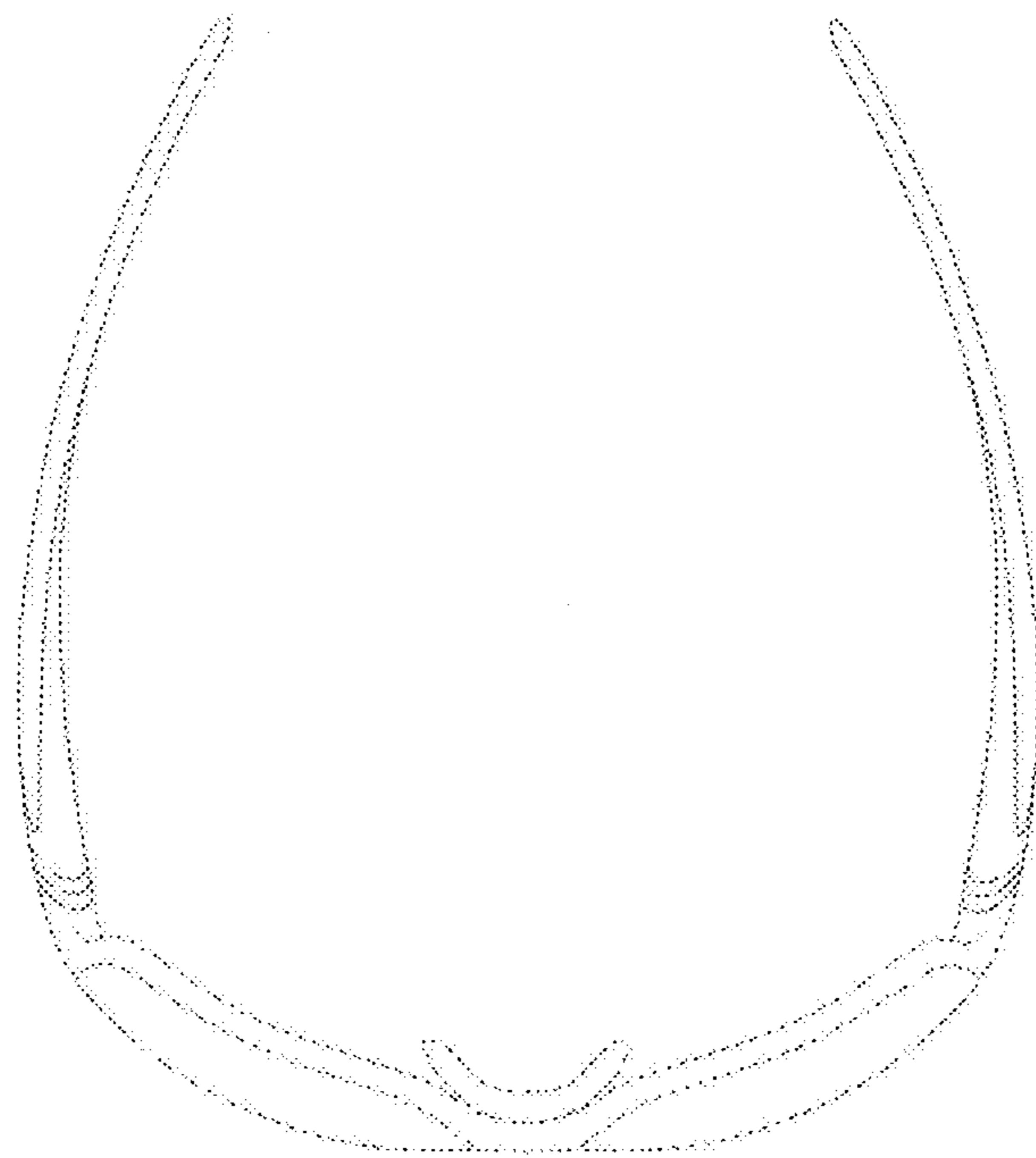


FIG. 8