



US00D755845S

(12) **United States Design Patent**
Kim et al.

(10) **Patent No.:** **US D755,845 S**

(45) **Date of Patent:** **** May 10, 2016**

(54) **DISPLAY SCREEN OR PORTION THEREOF WITH ICON**

(71) Applicant: **Samsung Electronics Co., Ltd.**,
Suwon-si, Gyeonggi-do (KR)

(72) Inventors: **Min-Sun Kim**, Seongnam-si (KR);
Eun-Young Kim, Seoul (KR)

(73) Assignee: **SAMSUNG ELECTRONICS CO., LTD.** (KR)

(**) Term: **14 Years**

(21) Appl. No.: **29/482,639**

(22) Filed: **Feb. 20, 2014**

(30) **Foreign Application Priority Data**

Aug. 22, 2013 (KR) 30-2013-0043057

(51) **LOC (10) Cl.** **14-04**

(52) **U.S. Cl.**
USPC **D14/492**

(58) **Field of Classification Search**
USPC D14/485–495
CPC ... G06F 3/0481; G06F 3/0482; G06F 3/0485;
G06F 3/0488; G06F 3/04817; G06F 3/04842;
H04M 1/72583

See application file for complete search history.

(56) **References Cited**

U.S. PATENT DOCUMENTS

D580,454 S	*	11/2008	Niizawa	D14/492
D580,951 S	*	11/2008	Niizawa	D14/491
D598,464 S	*	8/2009	Hirsch	D14/485
D625,332 S	*	10/2010	Umezawa	D14/491
D633,522 S	*	3/2011	Trabona	D14/492
D667,450 S	*	9/2012	Eby	D14/492
D667,460 S	*	9/2012	Wujcik	D14/491

D676,867 S	*	2/2013	Walsh	D14/486
D684,995 S	*	6/2013	Chaudhri	D14/490
D694,262 S	*	11/2013	Jang	D14/492
D721,731 S	*	1/2015	Jon	D14/491
D728,619 S	*	5/2015	Myung	D14/491
D729,276 S	*	5/2015	Lee	D14/491
D730,939 S	*	6/2015	Lee	D14/491
D731,546 S	*	6/2015	Zhou	D14/491
D736,817 S	*	8/2015	Trabona	D14/487
D739,878 S	*	9/2015	Baxley	D14/492
D740,318 S	*	10/2015	Chaudhri	D14/492
D743,437 S	*	11/2015	Gardner	D14/489
D744,530 S	*	12/2015	Jung	D14/489
D745,019 S	*	12/2015	Kim	D14/485
D745,047 S	*	12/2015	Torres	D14/489
2014/0068522 A1	*	3/2014	Lim	G06F 3/04817 715/846

* cited by examiner

Primary Examiner — Deanna L Pratt

(74) *Attorney, Agent, or Firm* — Cantor Colburn LLP

(57) **CLAIM**

The ornamental design for a display screen or portion thereof with icon, as shown and described.

DESCRIPTION

FIG. 1 is a front view of a display screen or portion thereof with icon showing our new design; and, FIG. 2 is a front view of a display screen or portion thereof with icon showing our new design in a second embodiment. The outermost broken line in FIGS. 1 and 2 illustrates the display screen in which the claimed design is embodied. Alternatively, the outermost broken line in FIGS. 1 and 2 illustrates the portion of the display screen in which the claimed design is embodied. The broken line showing of the display screen or portion thereof illustrates the environment of the claimed design and forms no part thereof. The remaining broken lines in FIG. 2 illustrate portions of the icon that form no part of the claimed design.

1 Claim, 2 Drawing Sheets

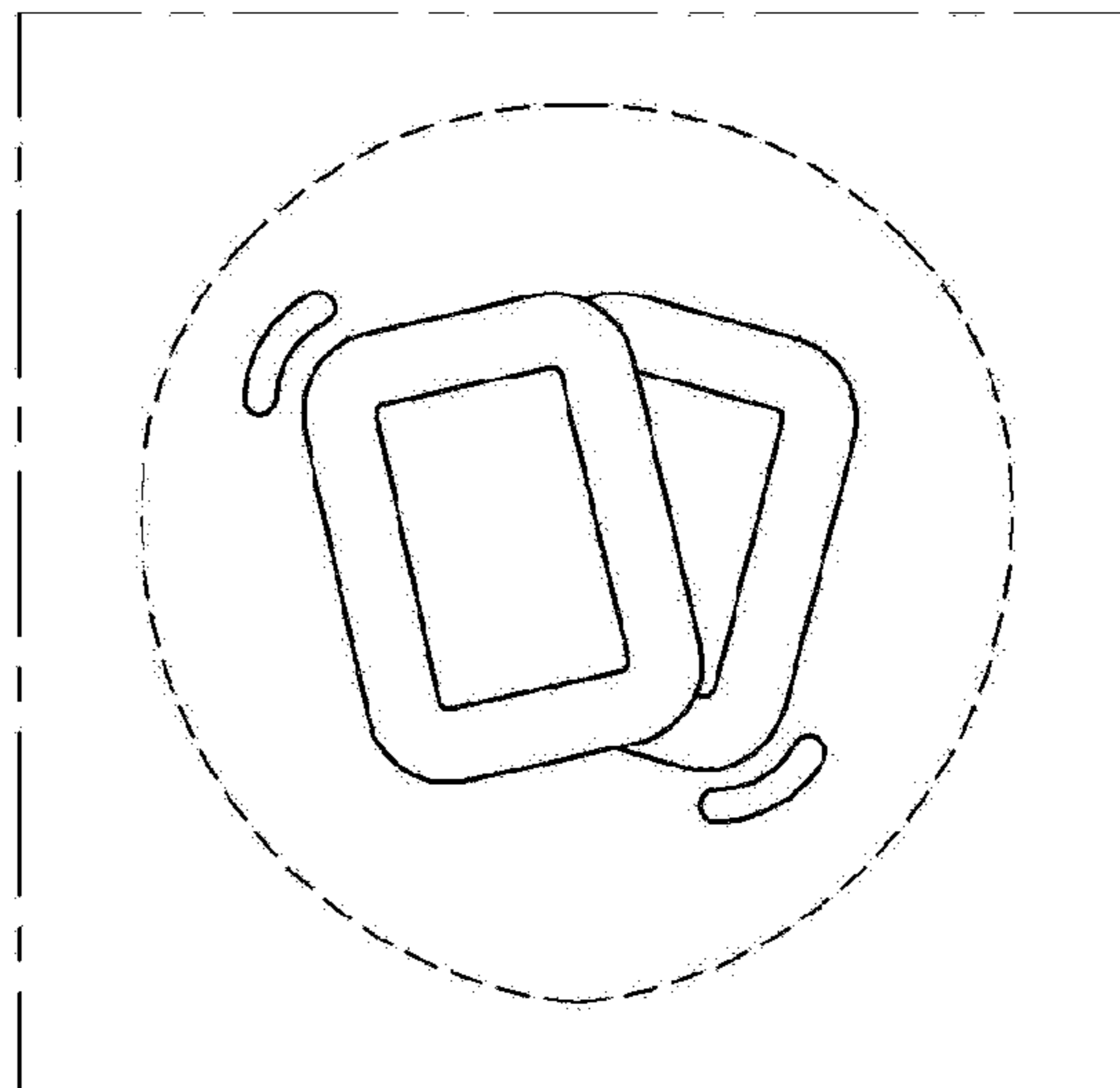



FIG. 1




FIG. 2

