



US00D755837S

(12) **United States Design Patent**  
**Lee et al.**

(10) **Patent No.:** **US D755,837 S**  
(45) **Date of Patent:** **\*\* May 10, 2016**

(54) **DISPLAY SCREEN PORTION WITH ICON**

(71) Applicant: **Samsung Electronics Co., Ltd.**,  
Suwon-si, Gyeonggi-do (KR)

(72) Inventors: **Bo-Ran Lee**, Seoul (KR); **Jae-Youn Jeong**, Goyang-si (KR); **Gu-Hyun Yang**, Seoul (KR); **Jung-Ah Seung**, Guri-si (KR); **Jong-Hoon Lee**, Yongin-si (KR)

(73) Assignee: **SAMSUNG ELECTRONICS CO., LTD.** (KR)

(\*\*) Term: **14 Years**

(21) Appl. No.: **29/477,087**

(22) Filed: **Dec. 19, 2013**

(30) **Foreign Application Priority Data**

Jun. 21, 2013 (KR) ..... 30-2013-0032121

(51) **LOC (10) Cl.** ..... **14-04**

(52) **U.S. Cl.**  
USPC ..... **D14/489**

(58) **Field of Classification Search**  
USPC ..... D14/485–495  
CPC . G06F 3/0481; G06F 3/0482; G06F 3/04817;  
G06F 3/04886; G06F 9/4443  
See application file for complete search history.

(56) **References Cited**

U.S. PATENT DOCUMENTS

D407,391 S \* 3/1999 Pascual ..... D14/493  
D466,128 S \* 11/2002 Han ..... D14/489

D522,529 S \* 6/2006 Gibson ..... D14/489  
D550,250 S \* 9/2007 Jewitt ..... D14/493  
D599,377 S \* 9/2009 Jewitt ..... D14/489  
D607,010 S \* 12/2009 Kocmick ..... D14/491  
D627,791 S \* 11/2010 Lamb ..... D14/489  
D638,433 S \* 5/2011 Urdan ..... D14/488  
D638,437 S \* 5/2011 Cavanaugh ..... D14/488  
D656,953 S \* 4/2012 Knudsen ..... D14/489  
D660,868 S \* 5/2012 van Os ..... D14/489  
D664,989 S \* 8/2012 Yang ..... D14/489  
D665,817 S \* 8/2012 Gao ..... D14/488  
D688,693 S \* 8/2013 Anzures ..... D14/489  
D695,308 S \* 12/2013 Lee ..... D14/491  
D702,710 S \* 4/2014 van Os ..... D14/489  
D706,823 S \* 6/2014 Abratowski ..... D14/489  
D712,925 S \* 9/2014 Meegan ..... D14/489  
D716,344 S \* 10/2014 Anzures ..... D14/489  
D732,576 S \* 6/2015 Meegan ..... D14/489

\* cited by examiner

*Primary Examiner* — Deanna L Pratt

(74) *Attorney, Agent, or Firm* — Cantor Colburn LLP

(57) **CLAIM**

We claim, the ornamental design for a display screen portion with icon, as shown and described.

**DESCRIPTION**

FIG. 1 is a front view of a display screen portion with icon showing our new design; and, FIG. 2 is a front view of a display screen portion with icon showing a second embodiment of our new design. The broken line showing of the display screen portion illustrates the environment of the claimed design and forms no part thereof.

**1 Claim, 2 Drawing Sheets**


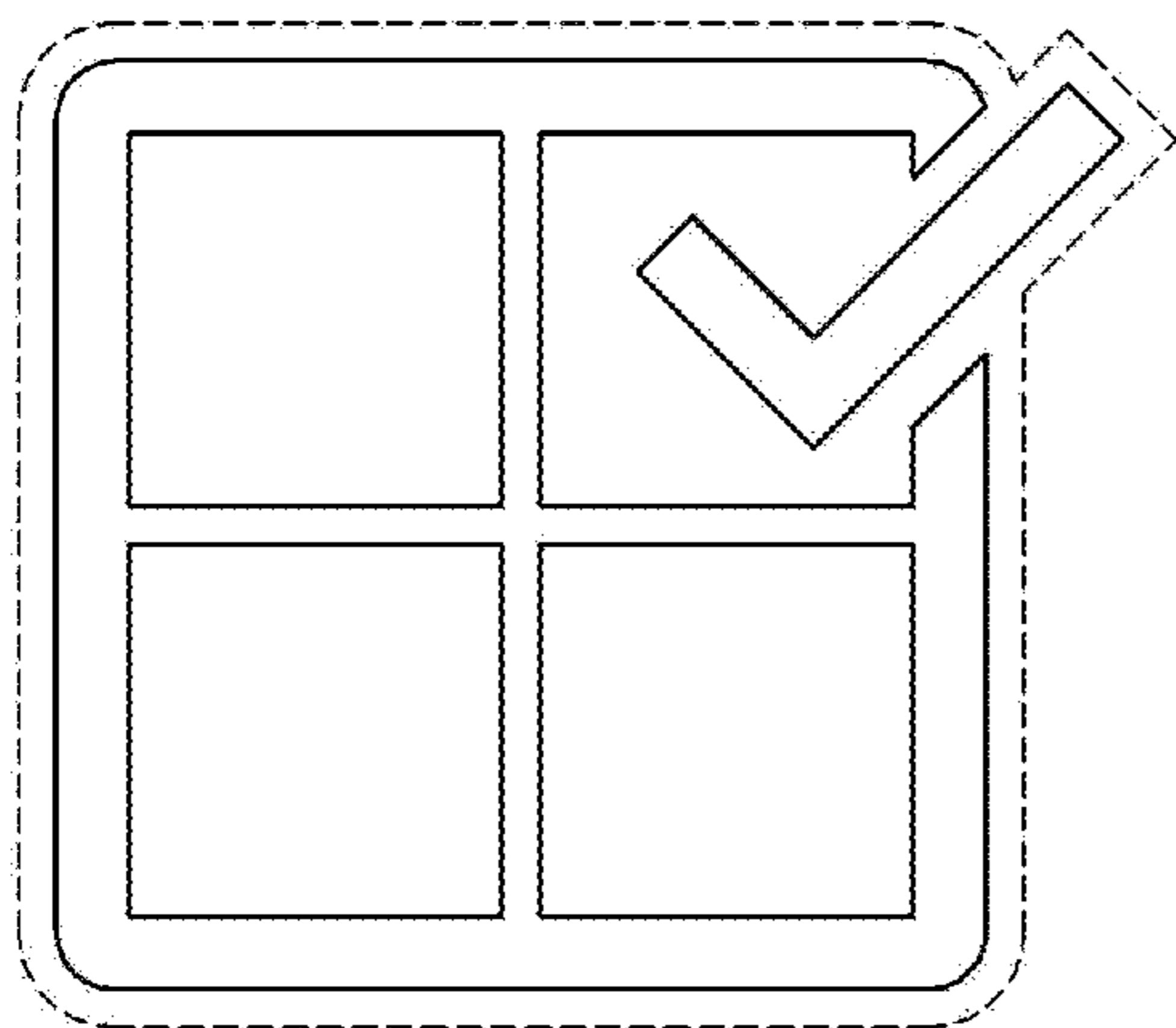
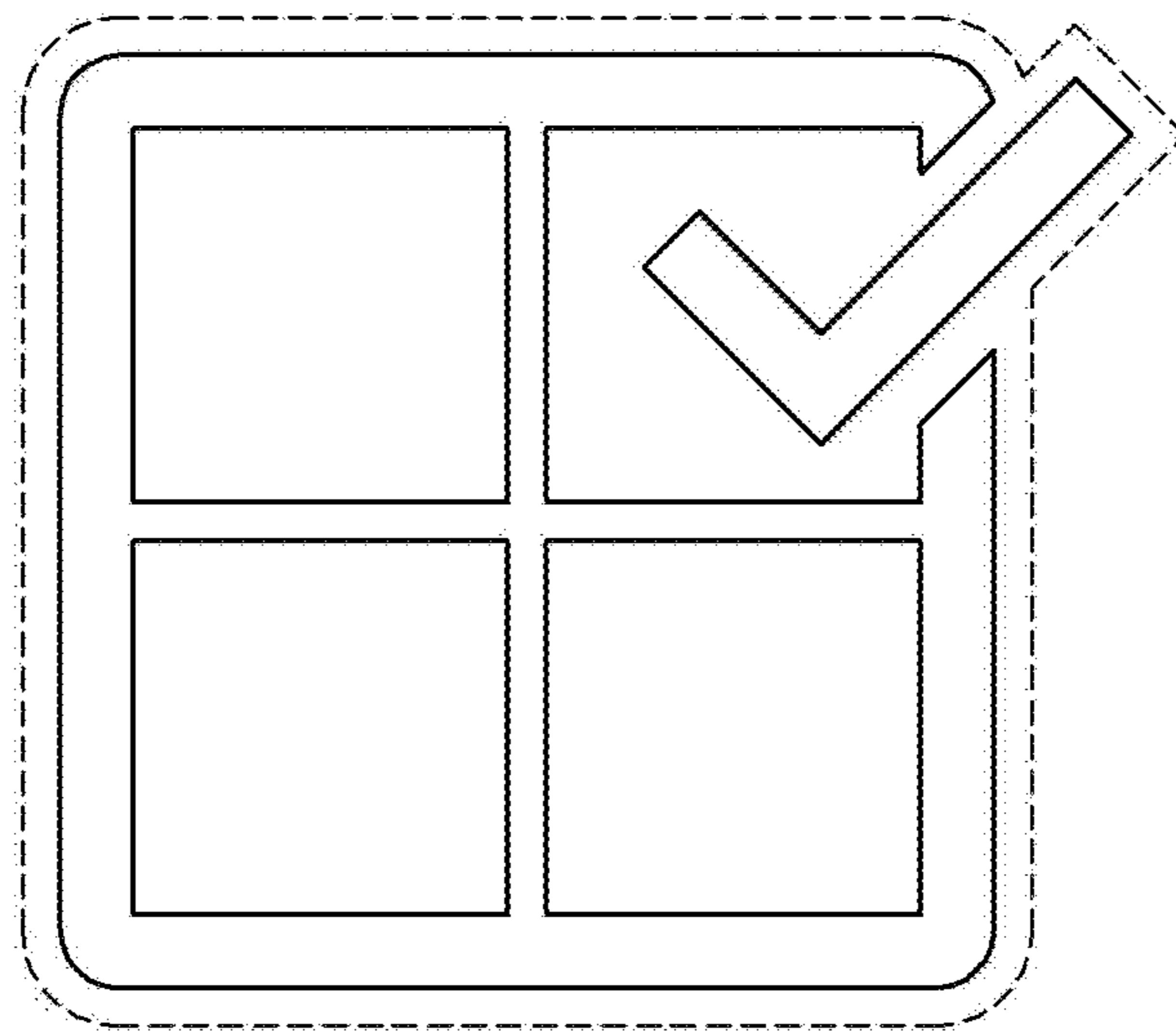


FIG. 1



**FIG. 2**

