



US00D755792S

(12) **United States Design Patent**
Lessel et al.

(10) **Patent No.:** **US D755,792 S**
(45) **Date of Patent:** **** May 10, 2016**

(54) **DATA STORAGE DEVICE FOR A KITCHEN APPLIANCE**

(71) Applicant: **Vorwerk & Co. Interholding GmbH**,
Wuppertal (DE)

(72) Inventors: **Thomas Lessel**, Essen (DE); **Uwe Kemker**, Wuppertal (DE); **Felix Thies**,
Wuppertal (DE)

(73) Assignee: **Vorwerk & Co. Interholding GmbH**,
Wuppertal (DE)

(**) Term: **14 Years**

(21) Appl. No.: **29/501,192**

(22) Filed: **Sep. 2, 2014**

(30) **Foreign Application Priority Data**

Mar. 10, 2014 (EM) 001405443

(51) **LOC (10) Cl.** **14-02**

(52) **U.S. Cl.**
USPC **D14/435**

(58) **Field of Classification Search**

USPC D14/300-302, 314, 348-370, 383-385,
D14/435, 496, 125, 135, 155, 240-242,
D14/299; D13/103, 119, 162, 184, 199,
D13/133, 154, 110; D10/65, 75, 78;
D9/432; D3/273

CPC .. G11B 33/027; G11B 33/122; G11B 33/124;
G11B 33/022; G11B 33/025

See application file for complete search history.

(56) **References Cited**

U.S. PATENT DOCUMENTS

4,177,899	A *	12/1979	Green	G11B 23/0321 206/308.3
D257,675	S *	12/1980	Green	D14/435
D274,048	S *	5/1984	Wong	D10/106.1
D350,727	S *	9/1994	Landry	D13/146
D391,943	S *	3/1998	Han	D14/356
D568,304	S *	5/2008	Park	D14/240
D597,514	S *	8/2009	Gencarella	D14/138 AC
D640,199	S *	6/2011	Wilson	D13/139.7
D656,096	S *	3/2012	Sasada	D13/108
D657,131	S *	4/2012	Leifeld	D3/203.2
D658,640	S *	5/2012	Ivaskevicius	D14/242
D683,636	S *	6/2013	Levanen	D10/70
D687,009	S *	7/2013	Song	D14/155
D704,178	S *	5/2014	Kwak	D14/240
D704,581	S *	5/2014	Ho	D10/78
D722,697	S *	2/2015	Moon	D24/169

* cited by examiner

Primary Examiner — Rosemary K Tarcza

Assistant Examiner — Nathaniel D Buckner

(74) *Attorney, Agent, or Firm* — Collard & Roe, P.C.

(57) **CLAIM**

The ornamental design for a data storage device for a kitchen appliance, as shown and described.

DESCRIPTION

FIG. 1 is a front view of the design for a data storage device for a kitchen appliance;

FIG. 2 is a side view thereof;

FIG. 3 is a rear view thereof; and,

FIG. 4 is a perspective view thereof.

The broken lines in the figures represent portions of the article, which form no part of the claim.

1 Claim, 4 Drawing Sheets

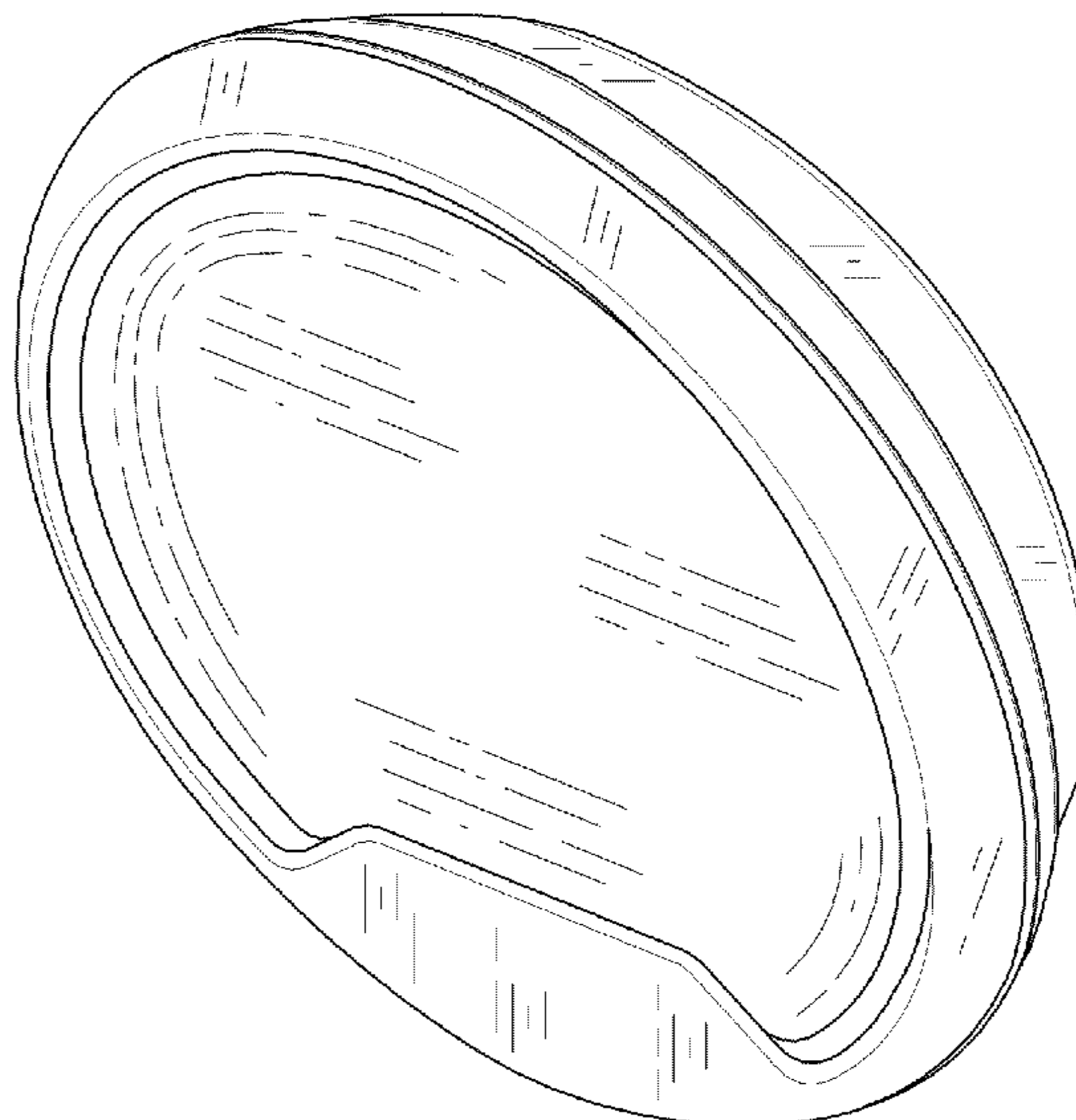
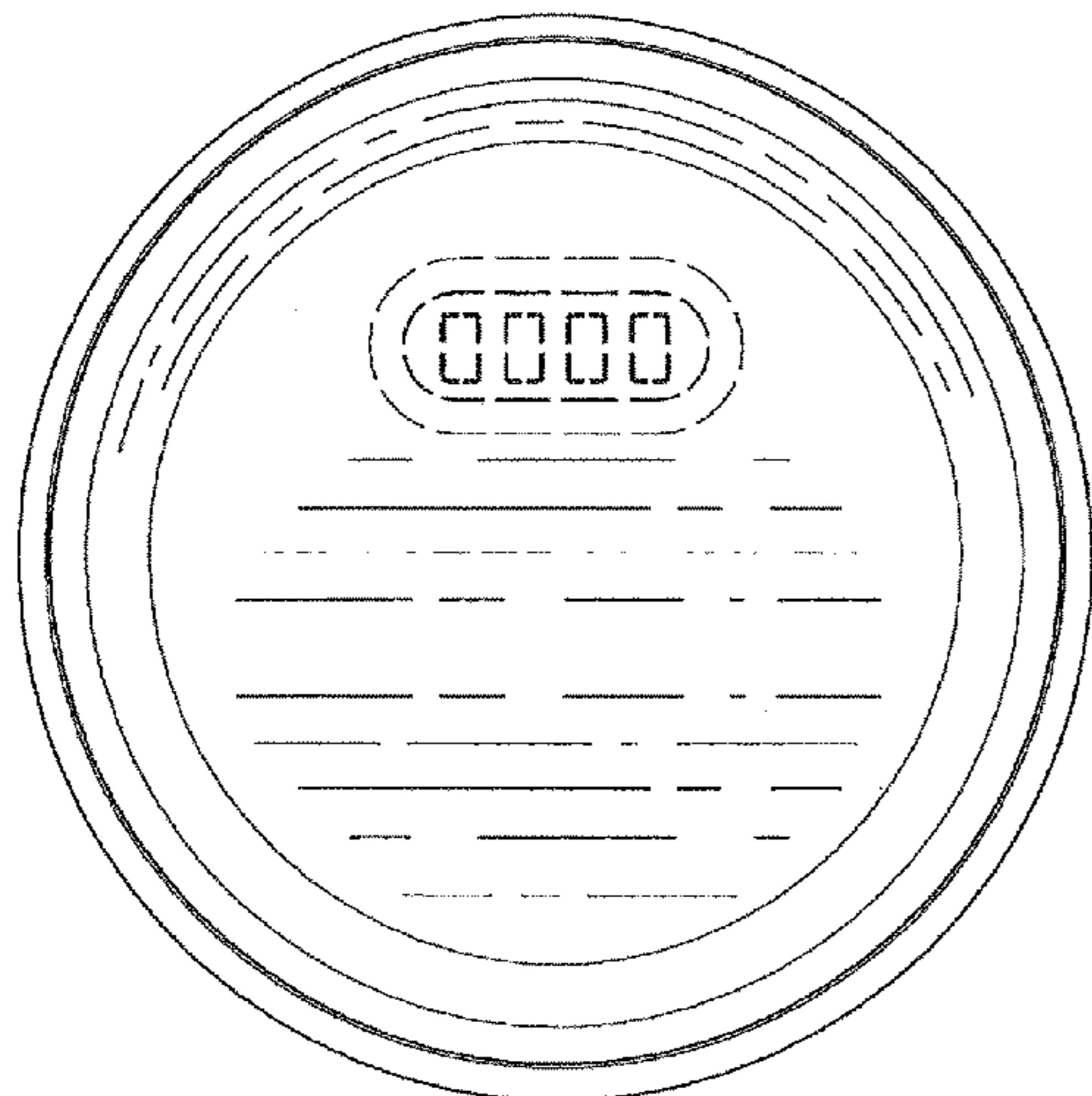


Fig. 1




Fig. 2

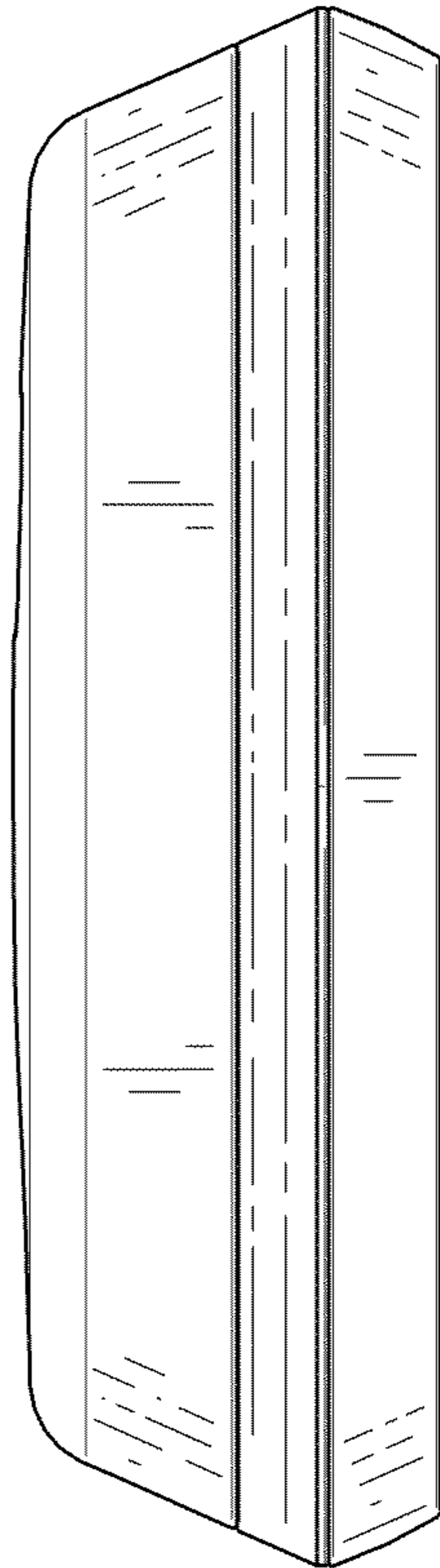


Fig. 3

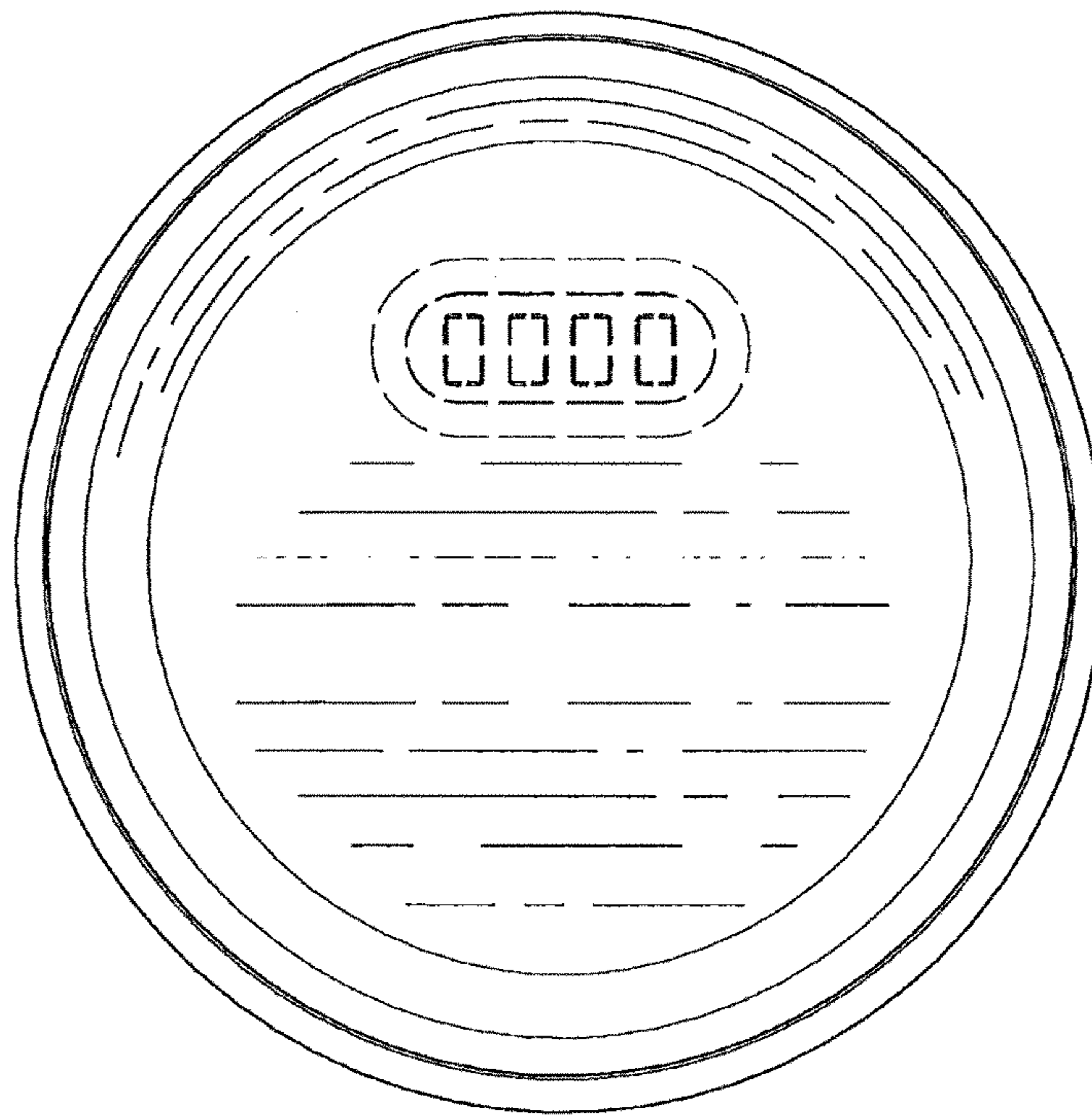


Fig. 4

