



US00D755782S

(12) **United States Design Patent**
Shyu et al.

(10) **Patent No.:** **US D755,782 S**

(45) **Date of Patent:** **** May 10, 2016**

(54) **KEYBOARD**

(71) Applicant: **Hewlett-Packard Development Company, L.P.**, Houston, TX (US)

(72) Inventors: **Vincent K. Shyu**, Houston, TX (US);
Rudy Widiaman, Houston, TX (US);
Eric Chen, Houston, TX (US)

(73) Assignee: **Hewlett-Packard Development Company, L.P.**, Houston, TX (US)

(**) Term: **14 Years**

(21) Appl. No.: **29/504,829**

(22) Filed: **Oct. 9, 2014**

(51) **LOC (10) Cl.** **14-02**

(52) **U.S. Cl.**
USPC **D14/315**

(58) **Field of Classification Search**
USPC D14/138, 247, 341–346, 391–399, 455, D14/456; D18/1, 2, 7, 11, 4.1–4.6, 24–28; 178/17 A, 17 C; 200/5 A, 5 R, 6 A, 6 R, 200/341; 235/145 A, 145 R; 341/22, 23; 345/160, 168, 169; 361/679.08, 361/679.09, 679.11, 679.12; 400/484–489, 400/492, 682; 455/418, 550.1, 556.2, 455/575.1, 575.3, 575.4
CPC H03M 11/00; H01H 13/14; H01H 13/84; B41J 5/00; B41J 5/12; B41J 5/10; H03K 17/94; G06F 1/1626; G06F 1/1632; G06F 1/1616; G06F 3/0221; G06F 1/1628; A45C 11/00; H04M 1/00

See application file for complete search history.

(56) **References Cited**

U.S. PATENT DOCUMENTS

D683,731	S	*	6/2013	Chiu	D14/345
D696,254	S	*	12/2013	Groene	D14/341
2005/0052831	A1	*	3/2005	Chen	G06F 1/1616 361/679.11
2006/0007645	A1	*	1/2006	Chen	G06F 1/1626 361/679.04
2006/0146488	A1	*	7/2006	Kimmel	G06F 1/1616 361/679.04
2012/0088557	A1	*	4/2012	Liang	G06F 1/1628 455/575.1
2012/0140396	A1	*	6/2012	Zeliff	G06F 1/1628 361/679.09
2012/0205277	A1	*	8/2012	Chang	A45C 11/00 206/472
2013/0015088	A1	*	1/2013	Wu	A45C 11/00 206/320

* cited by examiner

Primary Examiner — Freda S Nunn

(74) *Attorney, Agent, or Firm* — Foley & Lardner

(57) **CLAIM**

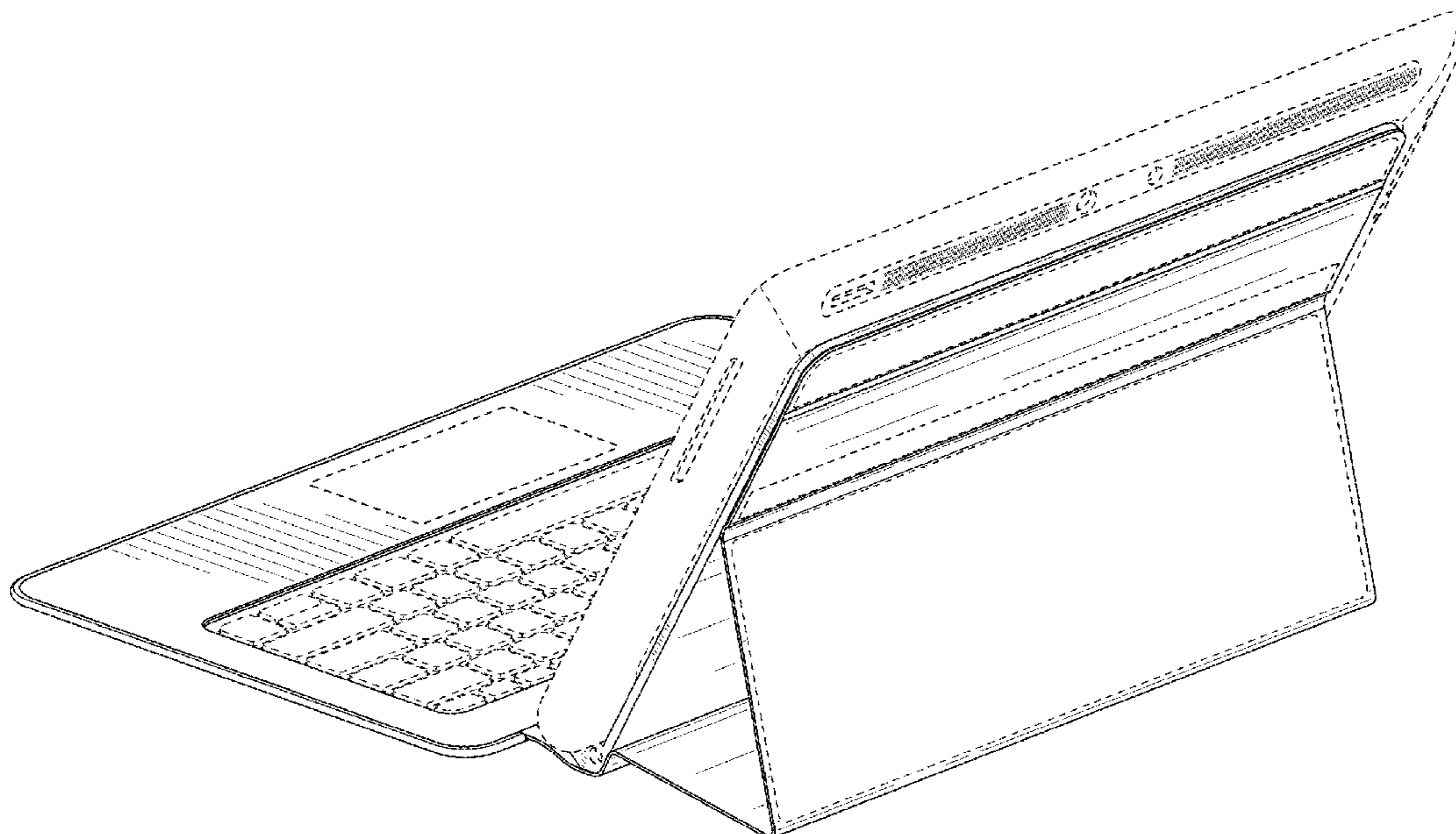
We claim the ornamental design for a keyboard, as shown and described.

DESCRIPTION

FIG. 1 is a top, rear, right perspective view of an embodiment of the claimed design;
FIG. 2 is a front elevation view thereof;
FIG. 3 is a rear elevation view thereof;
FIG. 4 is a right elevation view thereof;
FIG. 5 is a left elevation view thereof;
FIG. 6 is a top plan view thereof; and,
FIG. 7 is a bottom plan view thereof.

The broken lines shown in the drawings represent unclaimed portions of the keyboard and form no part of the claimed design.

1 Claim, 7 Drawing Sheets



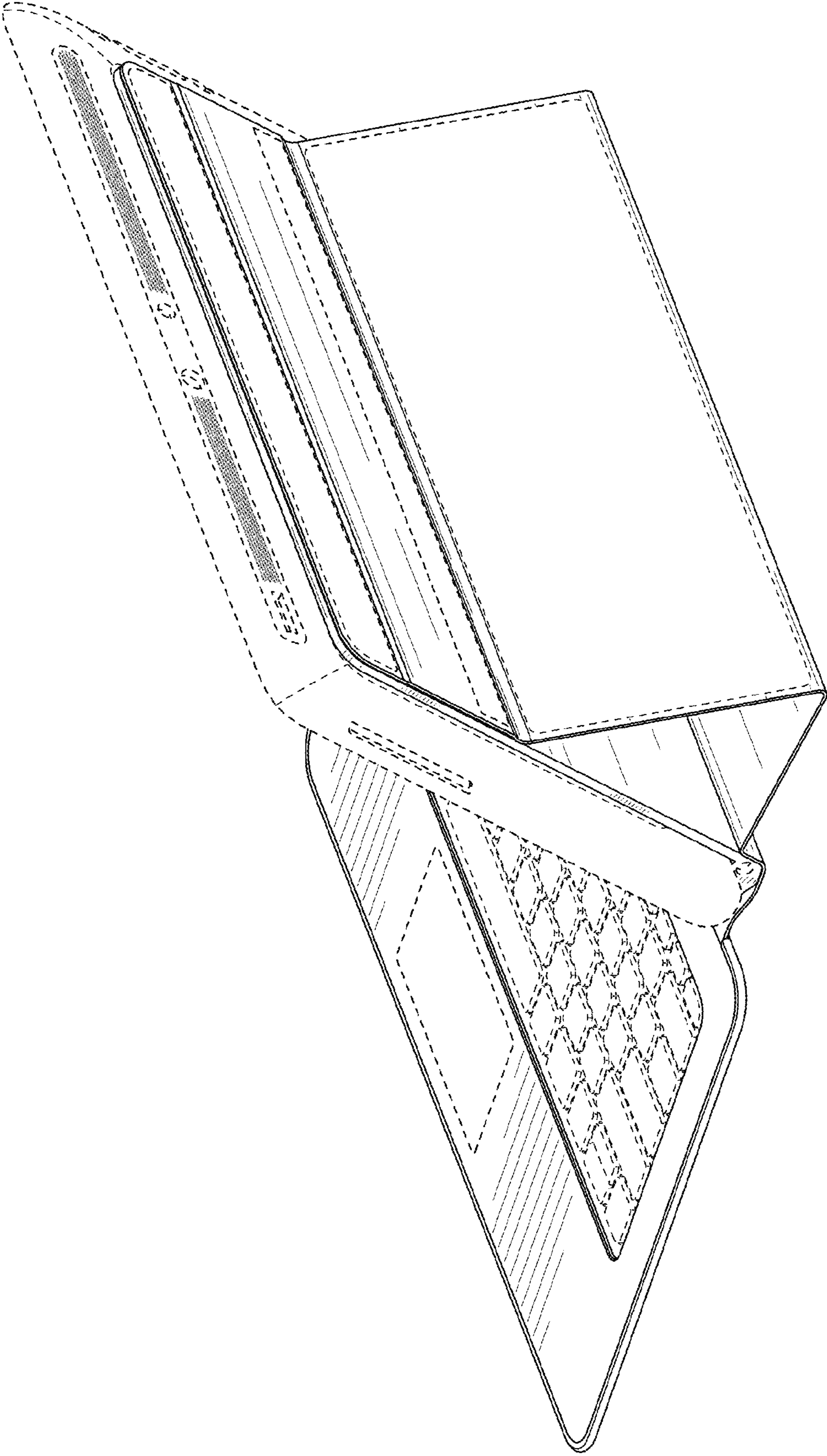


FIG. 1




FIG. 2




FIG. 3

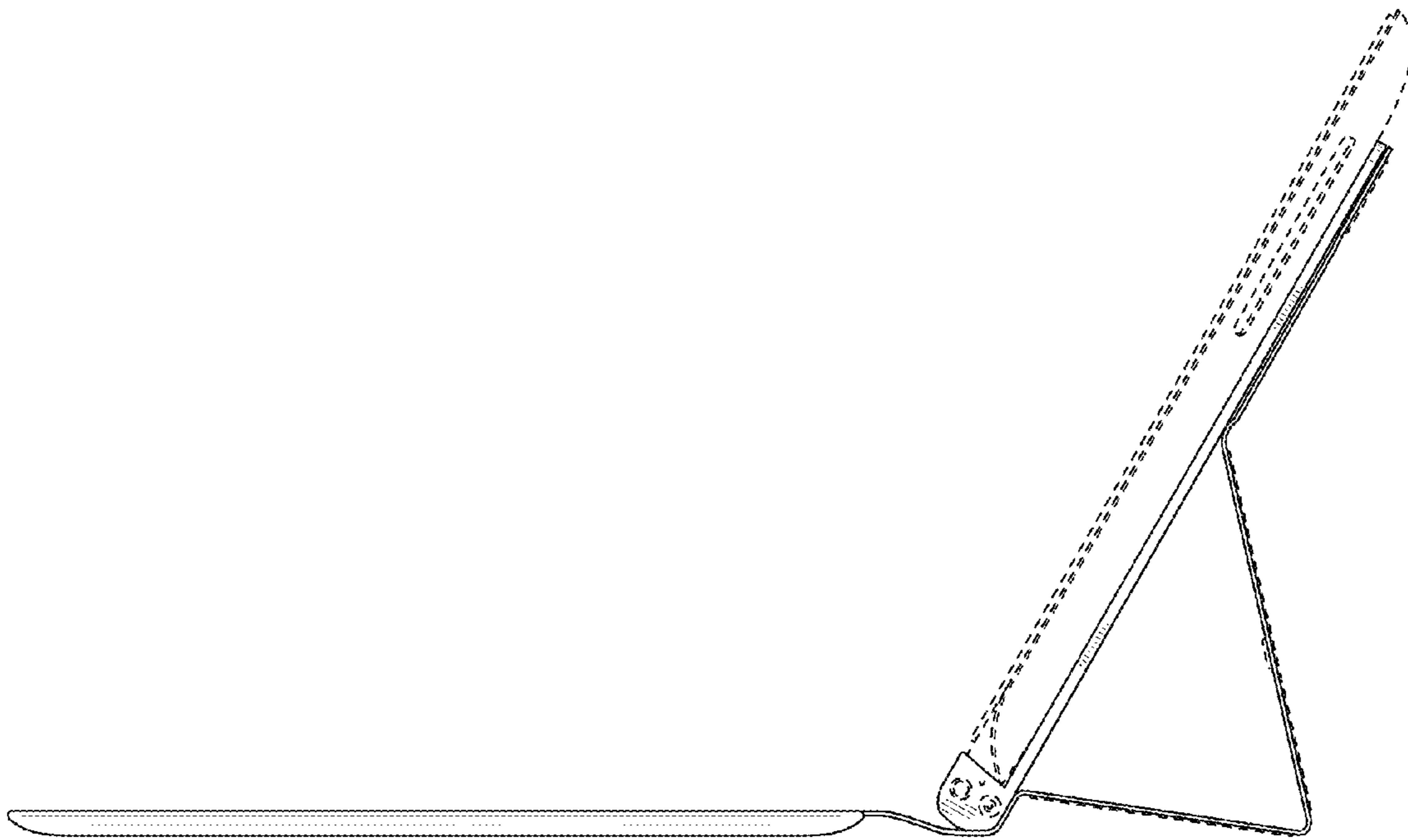


FIG. 4

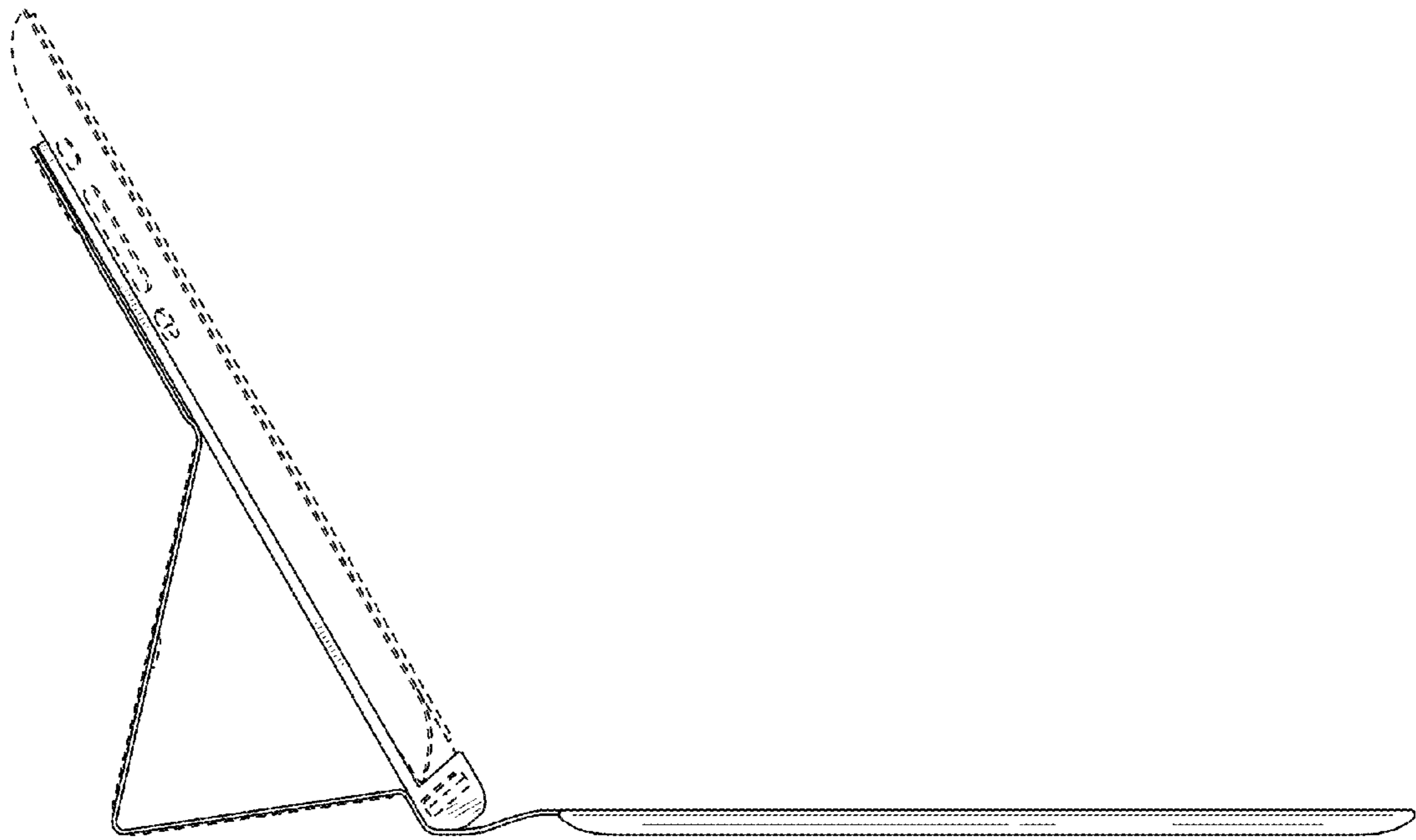


FIG. 5




FIG. 6

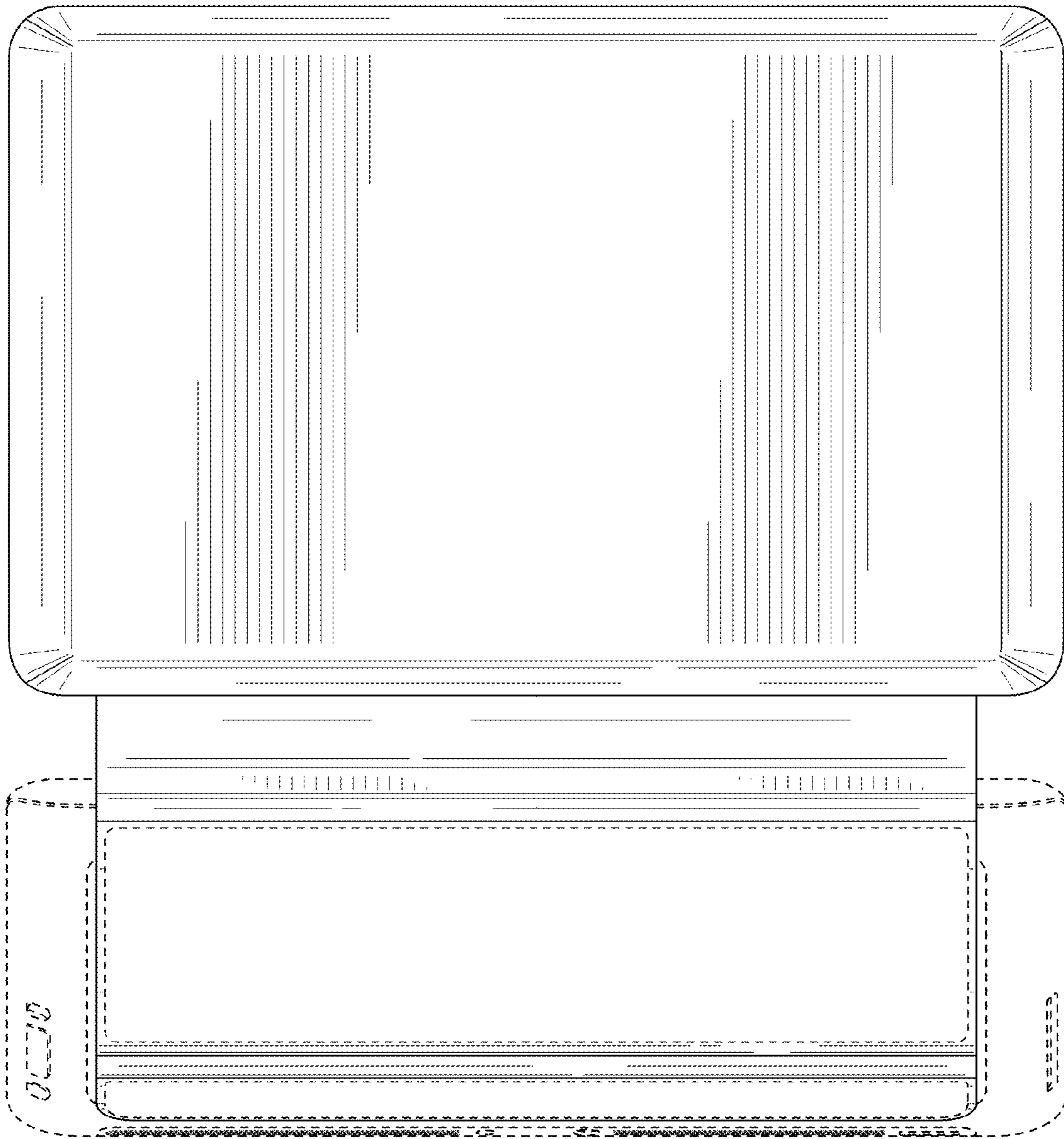


FIG. 7