



US00D755771S

(12) **United States Design Patent**
Norma

(10) **Patent No.:** **US D755,771 S**

(45) **Date of Patent:** **** May 10, 2016**

(54) **CELLULAR ACCESSORY**

(71) Applicant: **Yobrush LLC**, Miami, FL (US)

(72) Inventor: **Marco Norma**, Miami, FL (US)

(73) Assignee: **Yobrush LLC**, Miami, FL (US)

(**) Term: **14 Years**

(21) Appl. No.: **29/489,543**

(22) Filed: **Apr. 30, 2014**

(51) **LOC (10) Cl.** **14-03**

(52) **U.S. Cl.**
USPC **D14/250**

(58) **Field of Classification Search**
USPC D14/250–253, 440, 203.3–203.7, 217,
D14/496, 248, 238.1, 240, 447, 230, 247,
D14/341, 345, 346, 439; D3/201, 218, 269,
D3/301, 273, 303; D13/103, 107–108;
220/4.02; 248/309.1; 361/679.56;
379/426, 433.11, 455; 455/575.1,
455/575.8; 190/100; 206/305, 320
CPC A45C 2011/002; A45C 11/00; A45C
13/002; A45C 2011/003; H04M 1/0283;
H04M 1/0202; H04M 1/185; H04B 1/3888
See application file for complete search history.

(56) **References Cited**

U.S. PATENT DOCUMENTS

5,904,150 A * 5/1999 Caristo A46B 9/10
132/119
D470,306 S * 2/2003 Halpern D3/205

D641,345 S * 7/2011 Gonzalez D14/250
D678,871 S * 3/2013 Mishan D14/250
D686,607 S * 7/2013 Hong D14/250
D723,535 S * 3/2015 Minn D14/250
D724,065 S * 3/2015 Fathollahi D14/250
D726,172 S * 4/2015 Watkins D14/250
D727,885 S * 4/2015 Requa D14/250
D735,182 S * 7/2015 Watkins D14/250
D740,267 S * 10/2015 Diebel D14/250
D740,798 S * 10/2015 Poon D14/250
2015/0096135 A1 * 4/2015 Rosenzweig A45C 11/00
15/105

* cited by examiner

Primary Examiner — Sandra Snapp

Assistant Examiner — Holly E Thurman

(74) *Attorney, Agent, or Firm* — Duane Morris LLP

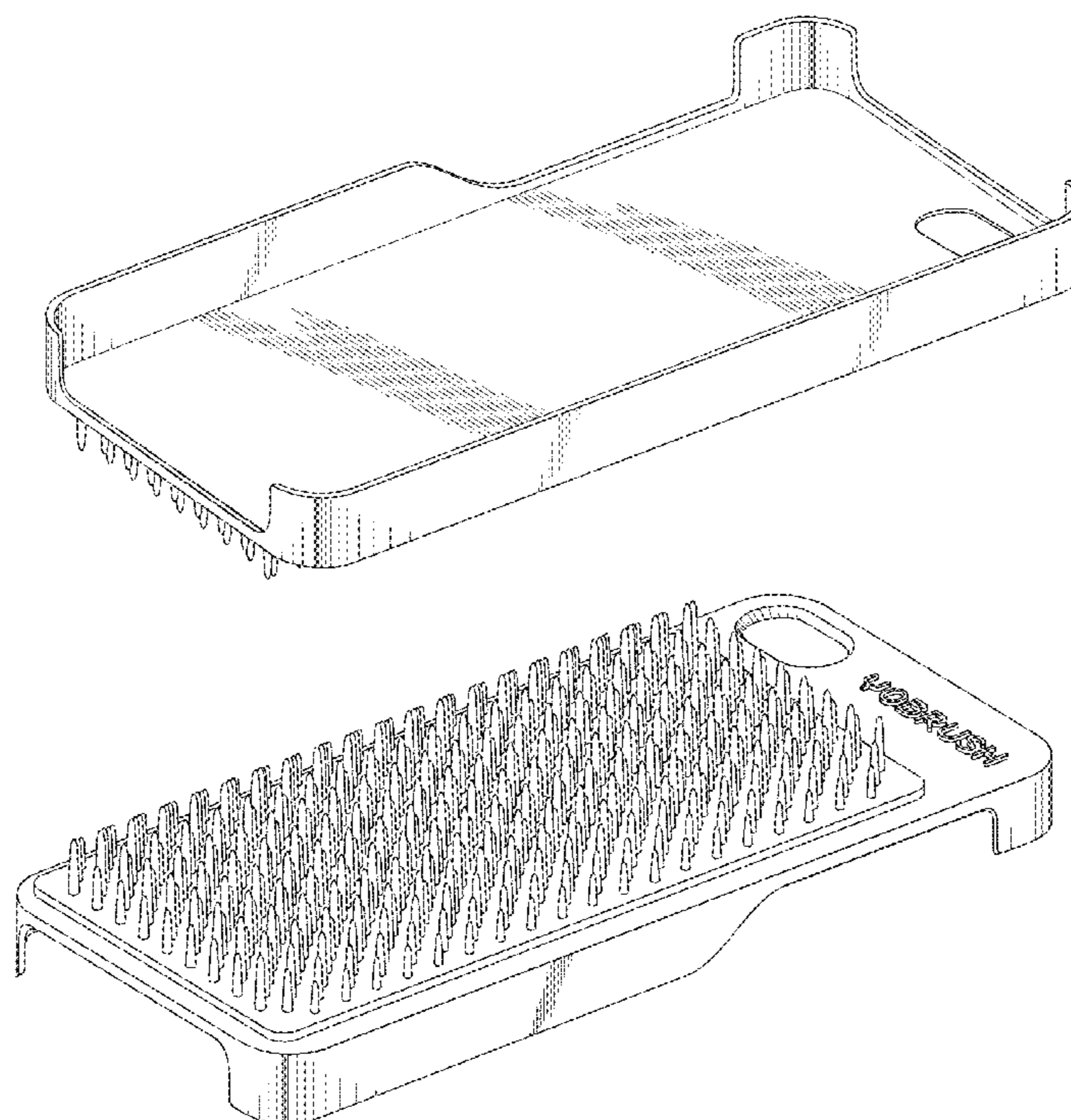
(57) **CLAIM**

The ornamental design for a cellular accessory, as shown and described in the Figures.

DESCRIPTION

FIG. 1 is a top view of the cellular accessory showing my new design, with an unclaimed cellular device;
FIG. 2 is a front view thereof;
FIG. 3 is a bottom view thereof;
FIG. 4 is a left side view thereof;
FIG. 5 is a rear view thereof;
FIG. 6 is a right side view thereof;
FIG. 7 is a front isometric view thereof; and,
FIG. 8 is a rear isometric view thereof.
The broken line showing of structure is for illustrative purposes only, and forms no part of the claimed design.

1 Claim, 3 Drawing Sheets



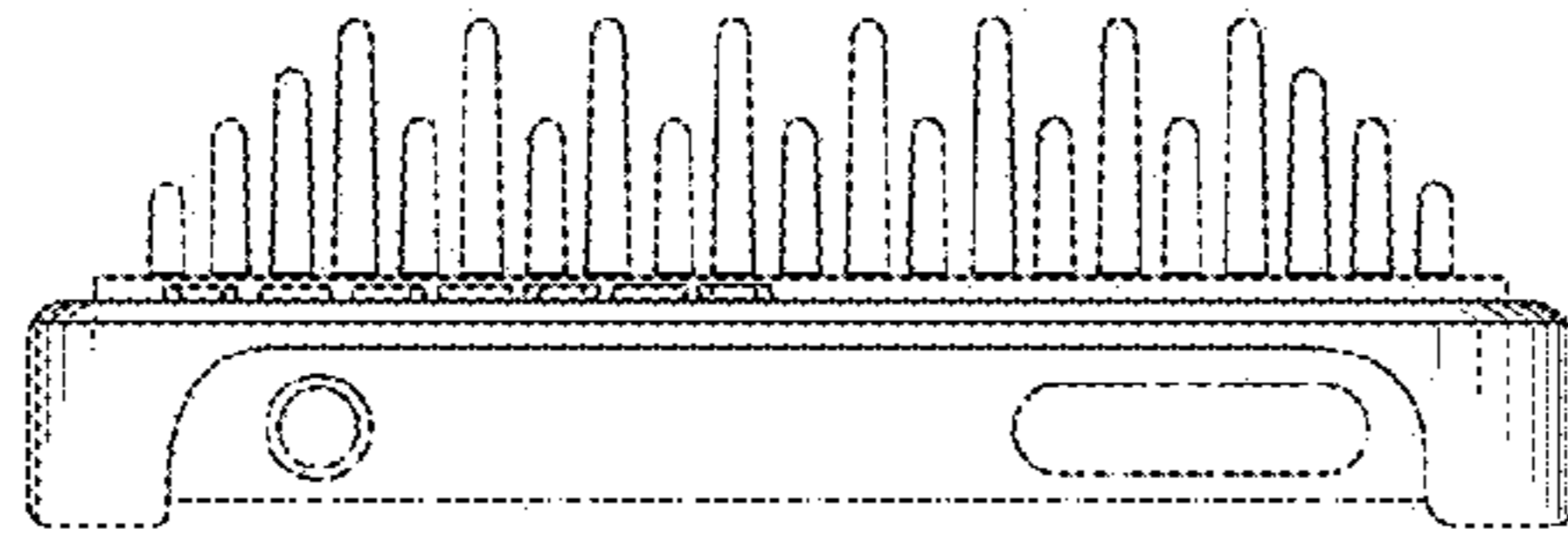


FIG 1

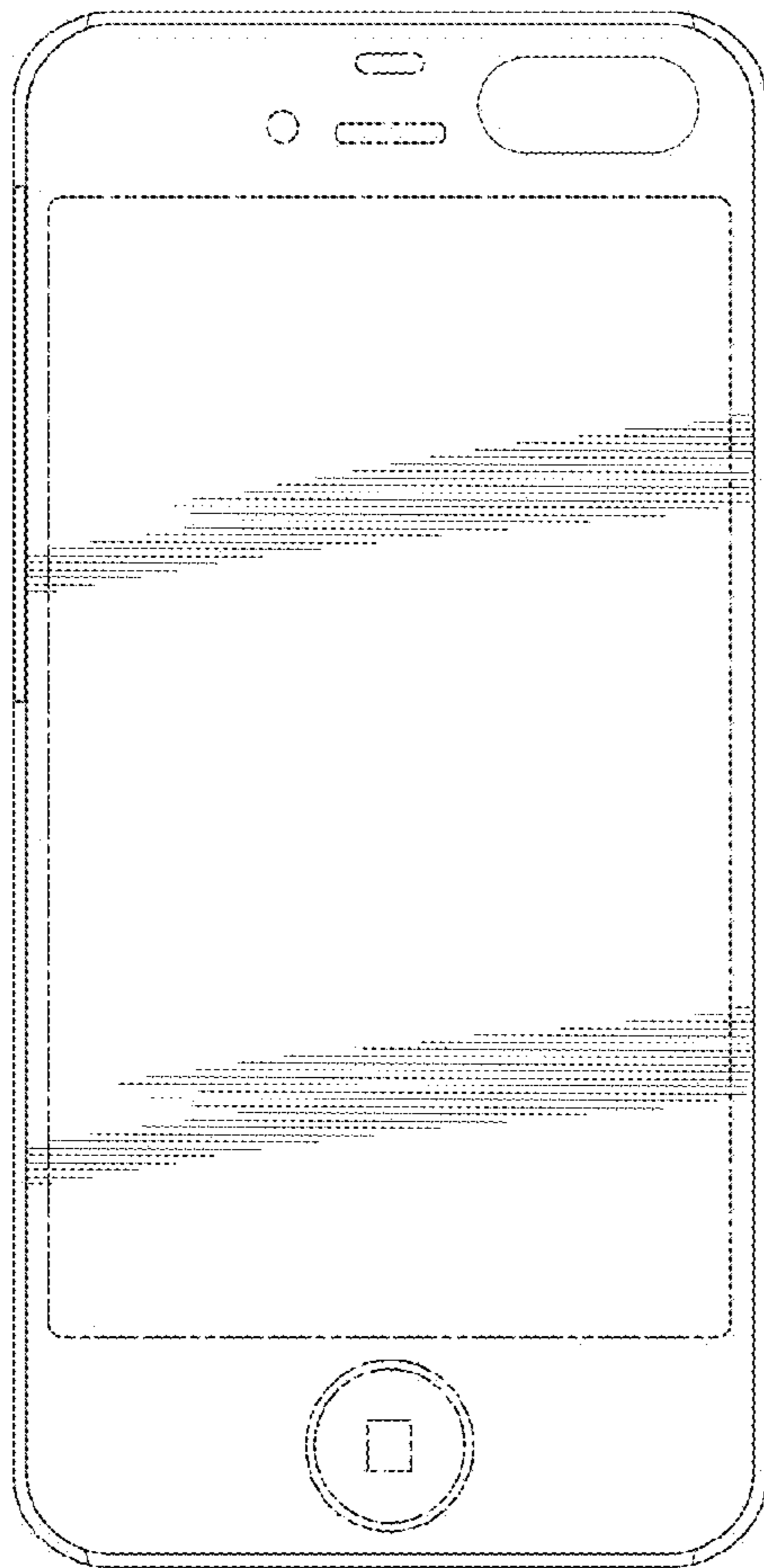


FIG 2

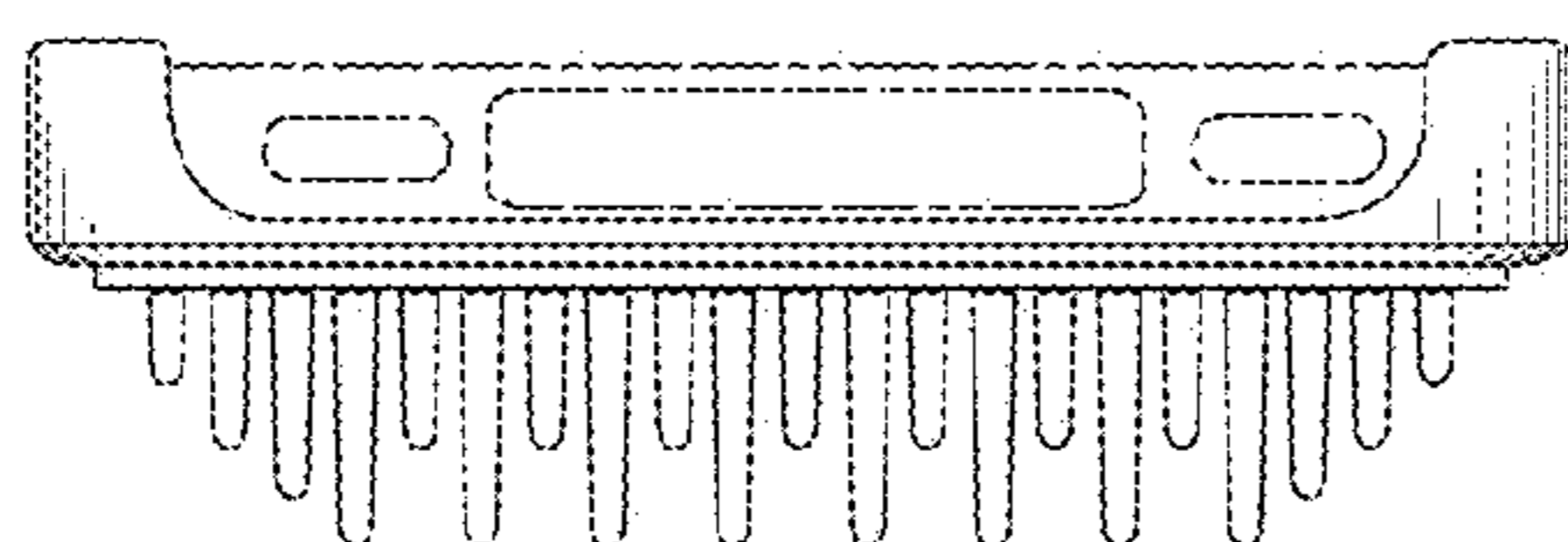


FIG 3

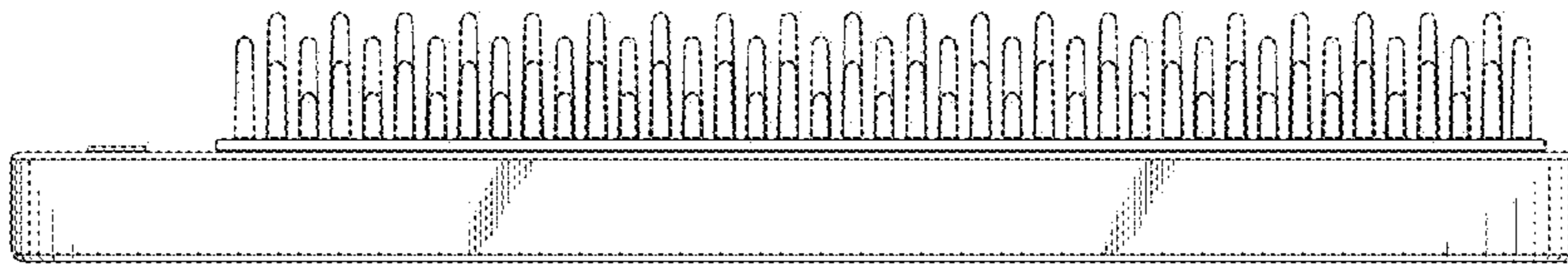


FIG. 6




FIG. 5

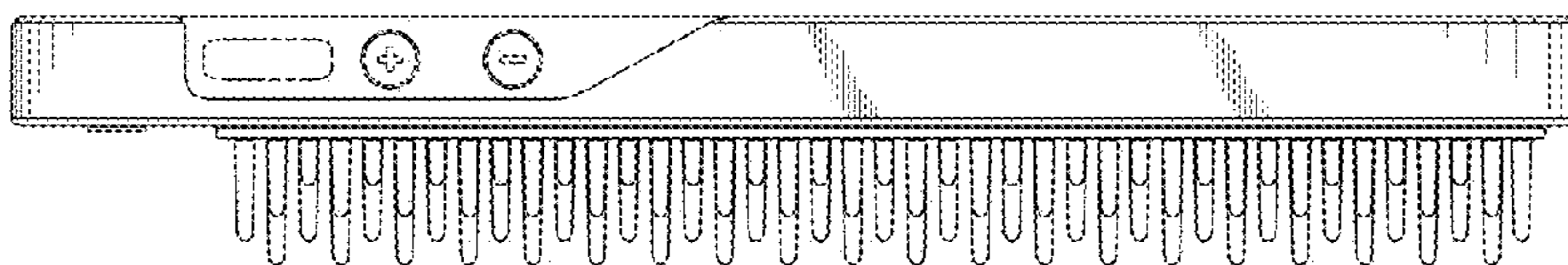


FIG. 7

