



US00D755770S

(12) **United States Design Patent**
Kim et al.

(10) **Patent No.:** **US D755,770 S**

(45) **Date of Patent:** **** *May 10, 2016**

(54) **COVER FOR MOBILE PHONE**

(71) Applicant: **Samsung Electronics Co., Ltd.**,
Suwon-si (KR)

(72) Inventors: **Yoon-young Kim**, Seongnam-si (KR);
Min-a Oh, Gwangju-si (KR)

(73) Assignee: **Samsung Electronics Co., Ltd.**,
Suwon-si (KR)

(*) Notice: This patent is subject to a terminal disclaimer.

(**) Term: **14 Years**

(21) Appl. No.: **29/476,462**

(22) Filed: **Dec. 13, 2013**

(30) **Foreign Application Priority Data**

Sep. 30, 2013 (KR) 30-2013-0049565

(51) **LOC (10) Cl.** **14-03**

(52) **U.S. Cl.**
USPC **D14/250**

(58) **Field of Classification Search**

USPC D14/238.1, 250, 440, 203.3–203.7, 217,
D14/240, 248, 251–253, 447, 496; D3/201,
D3/218, 247, 269, 273, 301, 303;
D13/103, 107–108, 119

CPC A45C 1/06; A45C 11/00; A45C 13/02;
A45C 2011/002; A45F 5/02; A45F 2005/026;
A45F 2200/0525; A45F 2200/0516; H04B
1/3888; H04M 1/0283; H04M 1/0202

See application file for complete search history.

(56) **References Cited**

U.S. PATENT DOCUMENTS

6,352,186 B1 * 3/2002 Endo H04B 1/385
224/254
D553,856 S * 10/2007 Shum D3/247

D571,376 S * 6/2008 Kaneko D14/496
D613,282 S * 4/2010 Richardson D14/250
8,279,188 B2 * 10/2012 Kusuda G06F 3/041
178/18.01
D689,054 S * 9/2013 Snyder D14/440
D704,181 S * 5/2014 Stevinson D14/250
D708,846 S * 7/2014 Waldon D3/218
D713,834 S * 9/2014 Almstrom D14/250
D714,053 S * 9/2014 Yoo D3/269
D714,280 S * 9/2014 Ahn D14/250
D720,341 S * 12/2014 Sharudenko D14/250
D721,079 S * 1/2015 Fujioka D14/440

(Continued)

OTHER PUBLICATIONS

Review of SQ1 [Mercury] Luxury Ostrich Leather Flip Case Compatible with Samsung Galaxy S3 (Navy Blue); published Jan. 27, 2012; URL:<http://erinaflipcovercase.blogspot.com/2012/01/sq1-mercury-luxury-ostrich-leather-flip_27.html>; retrieved from internet on Sep. 4, 2015.*

Primary Examiner — Carla Jobe Wright

(74) *Attorney, Agent, or Firm* — NSIP Law

(57) **CLAIM**

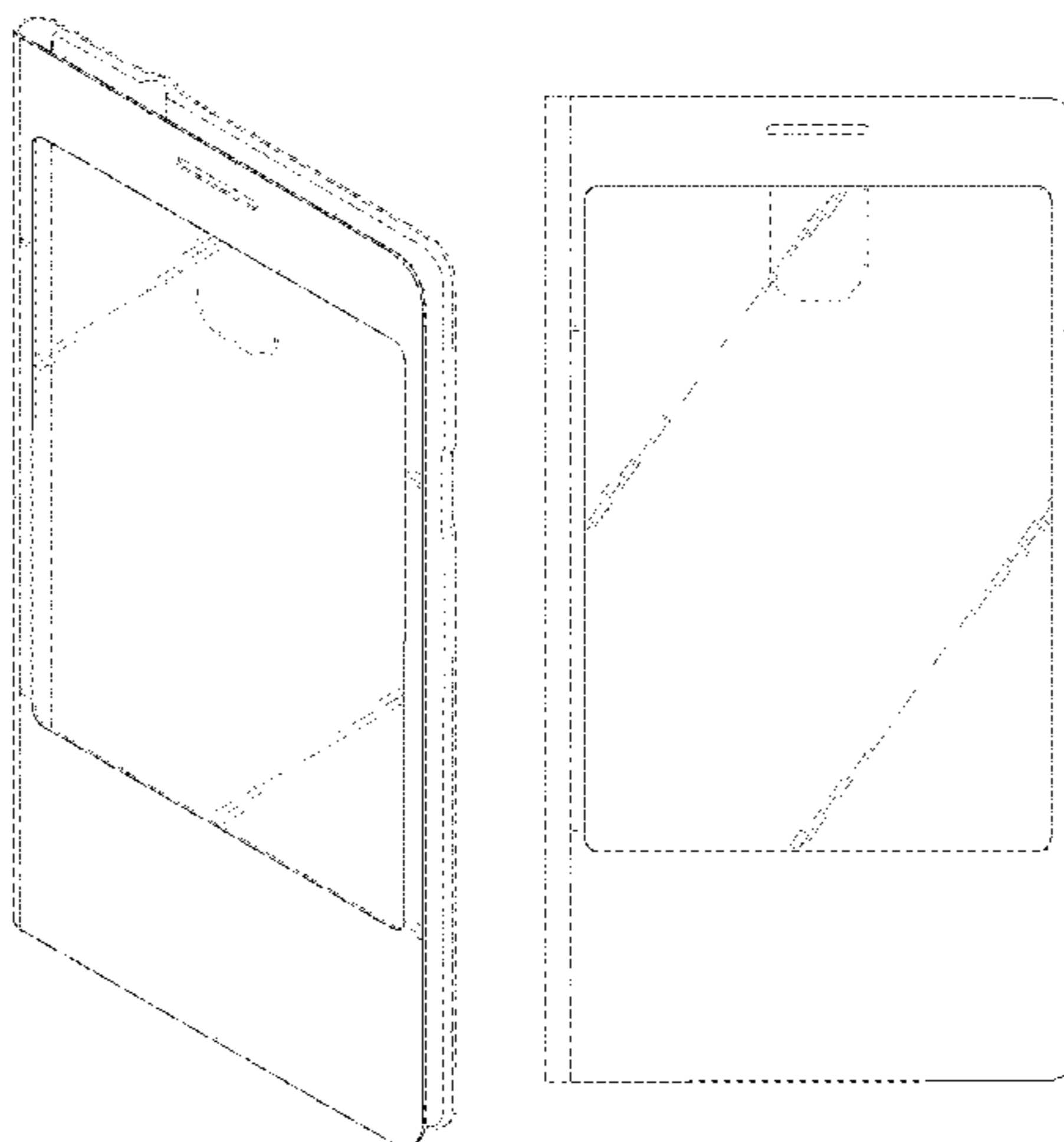
The ornamental design for a cover for mobile phone, as shown and described.

DESCRIPTION

FIG. 1 is a front perspective view of a cover for mobile phone showing our new design;
FIG. 2 is a front view thereof;
FIG. 3 is a rear view thereof;
FIG. 4 is a left-side view thereof;
FIG. 5 is a right-side view thereof;
FIG. 6 is a top view thereof; and,
FIG. 7 is a bottom view thereof.

The dot-dash broken line shown in FIGS. 1 and 2 represents a boundary of the claim. The dash-dash broken lines throughout the figures depict unclaimed environment. The broken lines form no part of the claimed design.

1 Claim, 7 Drawing Sheets



US D755,770 S

Page 2

(56)

References Cited

U.S. PATENT DOCUMENTS

D726,173 S *	4/2015	Kim	D14/250	2010/0110629 A1*	5/2010	Dietz	A45C 11/00
D727,019 S *	4/2015	DeChant	D3/247					361/679.55
D730,342 S *	5/2015	Kim	D14/250	2012/0031786 A1*	2/2012	Mish	A45C 11/00
D736,757 S *	8/2015	Kim	D14/250					206/320
2010/0048267 A1*	2/2010	Lin	H04M 1/0266	2013/0319897 A1*	12/2013	Hsu	G06F 1/1628
				455/575.8					206/472
					2014/0045561 A1*	2/2014	Liu	H04M 1/0202
									455/575.8

* cited by examiner

FIG. 1

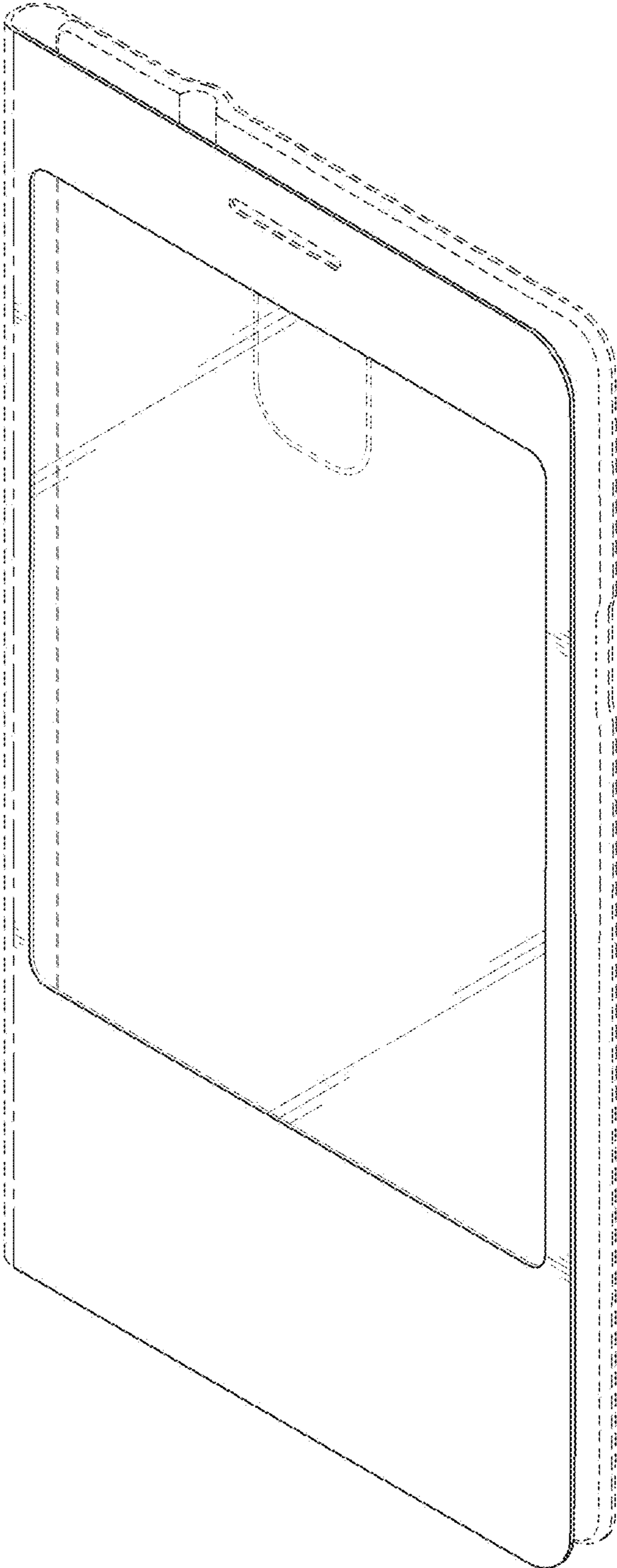


FIG. 2




FIG. 3




FIG. 4




FIG. 5

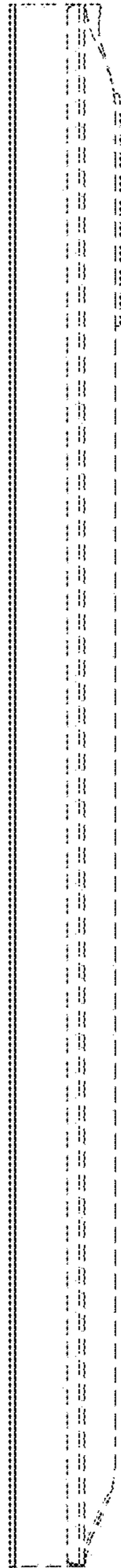


FIG. 6




FIG. 7

