

US00D755769S

(12) **United States Design Patent**
Kim et al.

(10) **Patent No.:** **US D755,769 S**

(45) **Date of Patent:** **** *May 10, 2016**

(54) **COVER FOR MOBILE PHONE**

(71) Applicant: **Samsung Electronics Co., Ltd.**,
Suwon-si (KR)

(72) Inventors: **Yoon-young Kim**, Seongnam-si (KR);
Min-a Oh, Gwangju-si (KR)

(73) Assignee: **Samsung Electronics Co., Ltd.**,
Suwon-si (KR)

(*) Notice: This patent is subject to a terminal disclaimer.

(**) Term: **14 Years**

(21) Appl. No.: **29/476,455**

(22) Filed: **Dec. 13, 2013**

(30) **Foreign Application Priority Data**

Sep. 30, 2013 (KR) 30-2013-0049564

(51) **LOC (10) Cl.** **14-03**

(52) **U.S. Cl.**
USPC **D14/250**

(58) **Field of Classification Search**

USPC D14/238.1, 250, 440, 203.3–203.7, 217,
D14/240, 248, 251–253, 447, 496; D3/201,
D3/218, 247, 269, 273, 301, 303;
D13/103, 107–108, 119

CPC A45C 1/06; A45C 11/00; A45C 13/02;
A45C 2011/002; A45F 5/02; A45F 2005/026;
A45F 2200/0525; A45F 2200/0516; H04B
1/3888; H04M 1/0283; H04M 1/0202

See application file for complete search history.

(56) **References Cited**

U.S. PATENT DOCUMENTS

D408,996 S * 5/1999 Niesen D3/200
6,352,186 B1 * 3/2002 Endo H04B 1/385
224/254

D584,743 S * 1/2009 Sheba D14/496
D589,979 S * 4/2009 Andre D14/496
D613,282 S * 4/2010 Richardson D14/250
D676,019 S * 2/2013 Andre D14/203.7
D704,691 S * 5/2014 Kim D14/250
D705,207 S * 5/2014 Kim D14/250
D705,783 S * 5/2014 Weng D14/440
D711,363 S * 8/2014 Kim D14/250
D713,834 S * 9/2014 Almstrom D14/250
D714,280 S * 9/2014 Ahn D14/250
D714,550 S * 10/2014 Yoo D3/269

(Continued)

OTHER PUBLICATIONS

Review of SQ1 [Mercury] Luxury Ostrich Leather Flip Case Compatible with Samsung Galaxy S3 (Navy Blue); published Jan. 27, 2012; URL:<http://erinflipcovercase.blogspot.com/2012/01/sq1-mercury-luxury-ostrich-leather-flip_27.html>; retrieved from internet on Sep. 4, 2015.*

Primary Examiner — Carla Jobe Wright

(74) *Attorney, Agent, or Firm* — NSIP Law

(57) **CLAIM**

The ornamental design for a cover for mobile phone, as shown and described.

DESCRIPTION

FIG. 1 is a front perspective view of a cover for mobile phone showing our new design;

FIG. 2 is a front view thereof;

FIG. 3 is a rear view thereof;

FIG. 4 is a left-side view thereof;


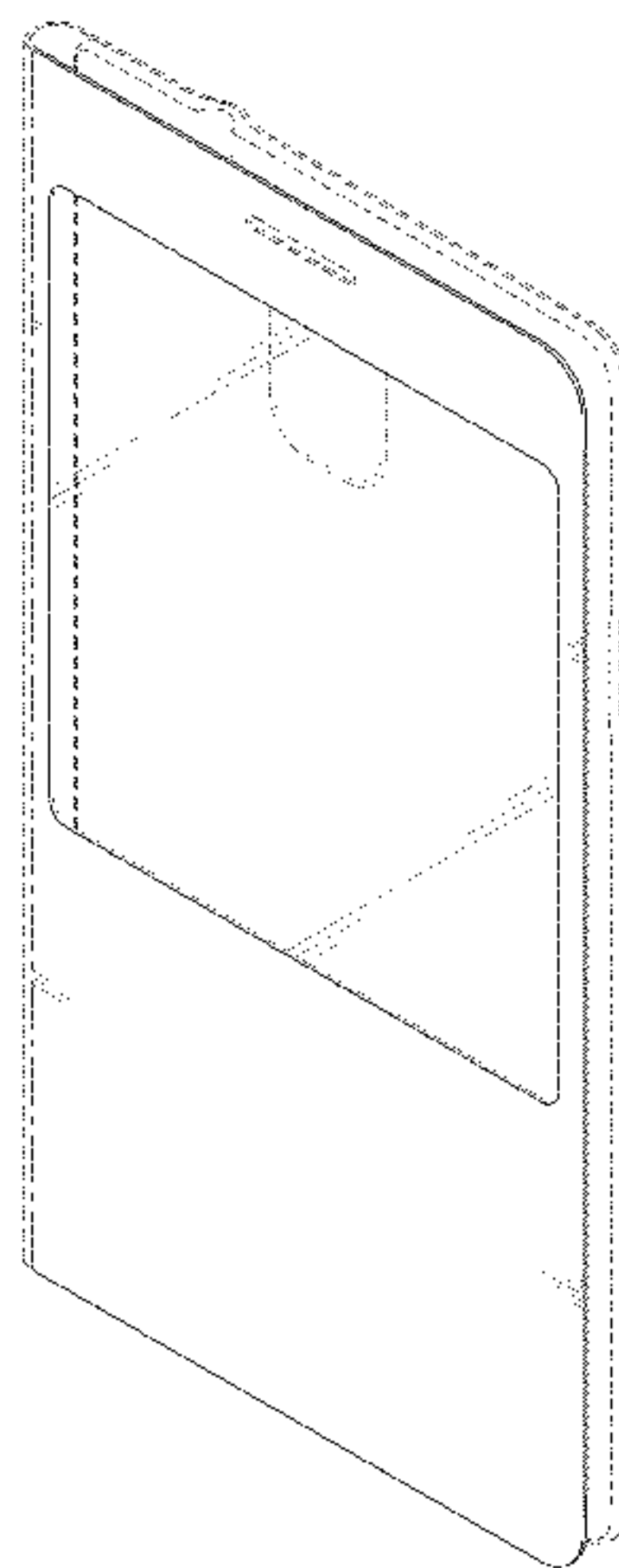
FIG. 5 is a right-side view thereof;

FIG. 6 is a top view thereof; and,

FIG. 7 is a bottom view thereof.

The dot-dash broken line shown in FIGS. 1 and 2 represents a boundary of the claim. The dash-dash broken lines throughout the figures depict unclaimed environment. The broken lines form no part of the claimed design.

1 Claim, 7 Drawing Sheets



(56)

References Cited

U.S. PATENT DOCUMENTS

D716,286 S * 10/2014 Ahn D14/250
D723,534 S * 3/2015 Kim D14/250
D726,173 S * 4/2015 Kim D14/250
D727,019 S * 4/2015 DeChant D3/247
D730,342 S * 5/2015 Kim D14/250
D736,757 S * 8/2015 Kim D14/250

2012/0031786 A1* 2/2012 Mish A45C 11/00
206/320
2012/0244920 A1* 9/2012 Lee H04B 1/3888
455/575.8
2014/0045561 A1* 2/2014 Liu H04M 1/0202
455/575.8
2015/0024812 A1* 1/2015 Xie H04B 1/3888
455/575.8

* cited by examiner

FIG. 1




FIG. 2




FIG. 3




FIG. 4



FIG. 5

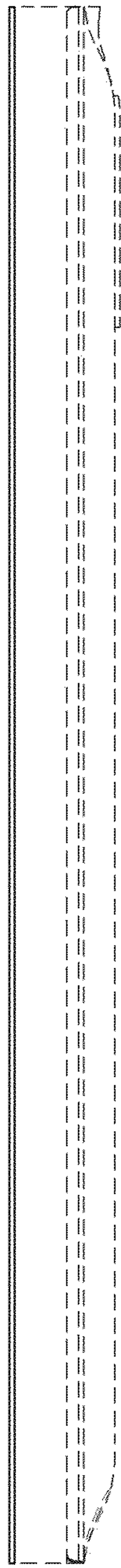


FIG. 6




FIG. 7

