



US00D755755S

(12) **United States Design Patent**
Hewitt

(10) **Patent No.:** **US D755,755 S**

(45) **Date of Patent:** **** May 10, 2016**

(54) **BASS LOUDSPEAKER ENCLOSURE**

5/02; H04R 7/20; H04R 9/06; H04R 9/025;
H04R 2201/021; H04R 2400/00; H04R
2400/07; H04R 2499/11; H04R 2499/13;
H04R 2499/15; H04S 3/00; H04S 7/30

See application file for complete search history.

(71) Applicant: **Randall Decourcy Hewitt**, Romford
(GB)

(72) Inventor: **Randall Decourcy Hewitt**, Romford
(GB)

(73) Assignee: **COMPBASS LTD**, Romford, Essex
(GB)

(**) Term: **14 Years**

(21) Appl. No.: **29/522,738**

(22) Filed: **Apr. 2, 2015**

(30) **Foreign Application Priority Data**

Mar. 20, 2015 (GB) 4039974

(51) **LOC (10) Cl.** **14-03**

(52) **U.S. Cl.**
USPC **D14/214; D14/215**

(58) **Field of Classification Search**

USPC D14/167, 168, 170-172, 188, 194-196,
D14/204, 207, 209.1, 210-216, 219, 221,
D14/222, 224, 239, 496; 181/143, 144, 147,
181/148, 150, 153, 157, 198, 199;
381/300-303, 306, 332, 333, 336, 345,
381/361-364, 386-388; 369/6-12
CPC B60R 11/0217; G06F 1/1688; H04M 1/03;
H04M 1/035; H04R 1/02; H04R 1/06; H04R
1/021; H04R 1/025; H04R 1/026; H04R
1/028; H04R 1/105; H04R 1/323; H04R
1/403; H04R 1/2803; H04R 1/2834; H04R

(56) **References Cited**

U.S. PATENT DOCUMENTS

D381,335 S *	7/1997	Whitehead	D14/204
D581,397 S *	11/2008	Masui	D14/214
D581,398 S *	11/2008	Sugiyama	D14/214
D645,453 S *	9/2011	Kim	D14/215
D698,752 S *	2/2014	Wang	D14/214

* cited by examiner

Primary Examiner — Keli L Hill

(57) **CLAIM**

The ornamental front and bottom design for a bass loudspeaker enclosure, as shown.

DESCRIPTION

FIG. 1 is a top and front, perspective view of my new bass loudspeaker enclosure design;
FIG. 2 is a front and bottom, perspective view thereof;
FIG. 3 is a front and right side, perspective view thereof;
FIG. 4 is a left side and front, perspective view thereof; and,
FIG. 5 is a back and bottom, perspective view thereof.
The claimed bass loudspeaker enclosure is used to mount a bass frequency drive unit and could be used as part of an audio reproduction system.

1 Claim, 5 Drawing Sheets




FIG. 1




FIG.2



FIG.3




FIG.4




FIG.5

