



US00D755754S

(12) **United States Design Patent**
Schwartz

(10) **Patent No.:** **US D755,754 S**

(45) **Date of Patent:** **** May 10, 2016**

(54) **TRAPEZOIDAL SPEAKER**

(71) Applicant: **Adam Schwartz**, Orlando, FL (US)

(72) Inventor: **Adam Schwartz**, Orlando, FL (US)

(73) Assignee: **FREEDOM Audio, Inc.**, Orlando, FL (US)

(**) Term: **14 Years**

(21) Appl. No.: **29/522,445**

(22) Filed: **Mar. 31, 2015**

(51) **LOC (10) Cl.** **14-03**

(52) **U.S. Cl.**
USPC **D14/212**

(58) **Field of Classification Search**
USPC D14/167, 168, 170–172, 188, 194–196, D14/204, 207, 209.1, 210–216, 219, 221, D14/222, 224, 239, 496; 181/143, 144, 147, 181/148, 150, 153, 157, 198, 199; 381/300–303, 306, 332, 333, 336, 345, 381/361–364, 386–388; 369/6–12
CPC B60R 11/0217; G06F 1/1688; H04M 1/03; H04M 1/035; H04R 1/02; H04R 1/06; H04R 1/021; H04R 1/025; H04R 1/026; H04R 1/028; H04R 1/105; H04R 1/323; H04R 1/403; H04R 1/2803; H04R 1/2834; H04R 5/02; H04R 7/20; H04R 9/06; H04R 9/025; H04R 2201/021; H04R 2400/00; H04R 2400/07; H04R 2499/11; H04R 2499/13; H04R 2499/15

See application file for complete search history.

(56) **References Cited**

U.S. PATENT DOCUMENTS

D431,551 S	*	10/2000	Wegner	D14/210
D534,897 S	*	1/2007	Bhakta	D14/204
D551,208 S	*	9/2007	Yano	D14/172
D552,081 S	*	10/2007	Yano	D13/110
D553,120 S	*	10/2007	Yano	D13/110
D556,737 S	*	12/2007	Oh	D14/168
D559,832 S	*	1/2008	Poandl	D14/212
D579,953 S	*	11/2008	Chen	D14/496
D723,515 S	*	3/2015	Ang	D14/204
D726,685 S	*	4/2015	Cheng	D14/212
D734,738 S	*	7/2015	Jackson	D14/214
D743,936 S	*	11/2015	Cloarec	D14/210

* cited by examiner

Primary Examiner — Keli L Hill


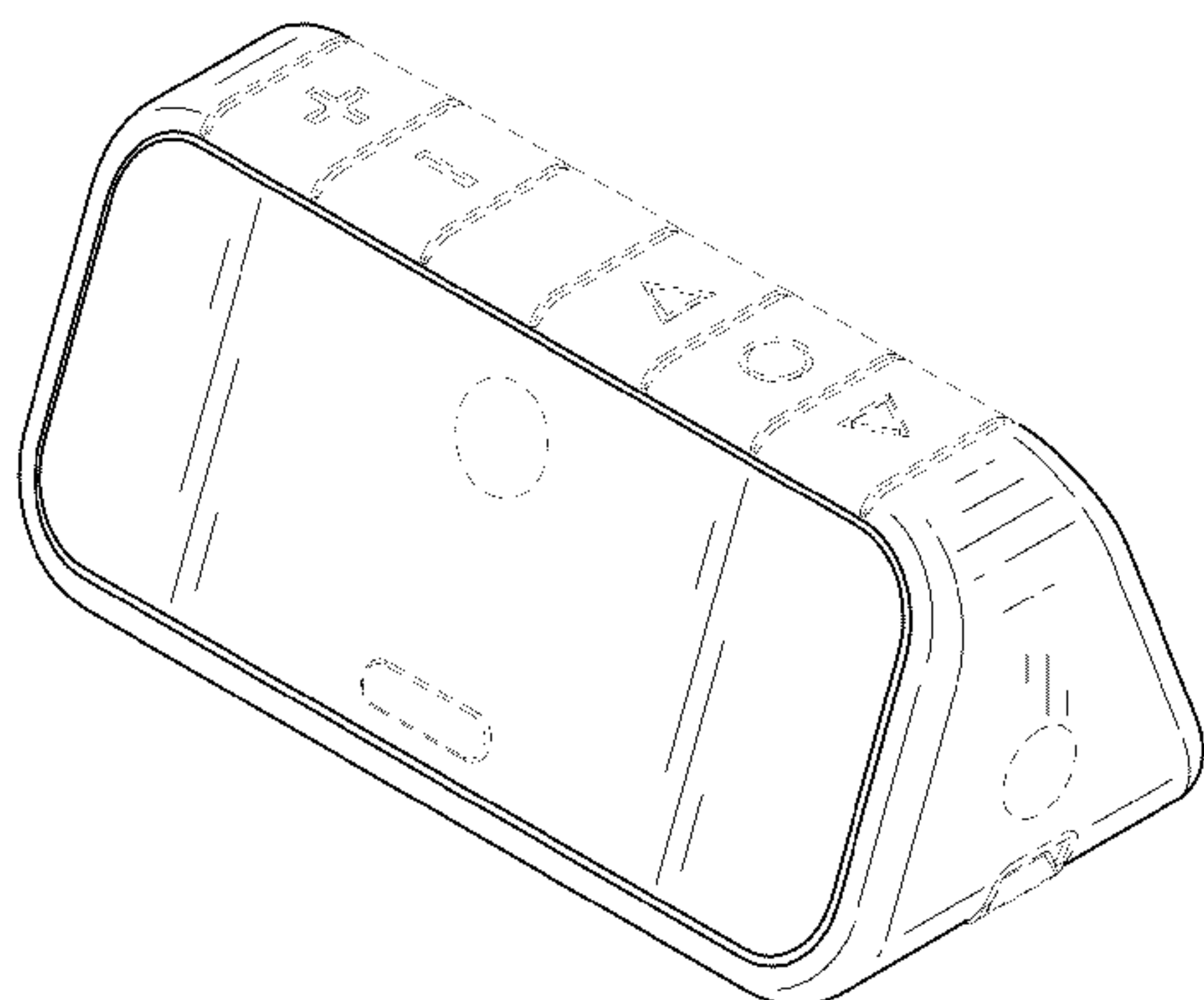
(57) **CLAIM**

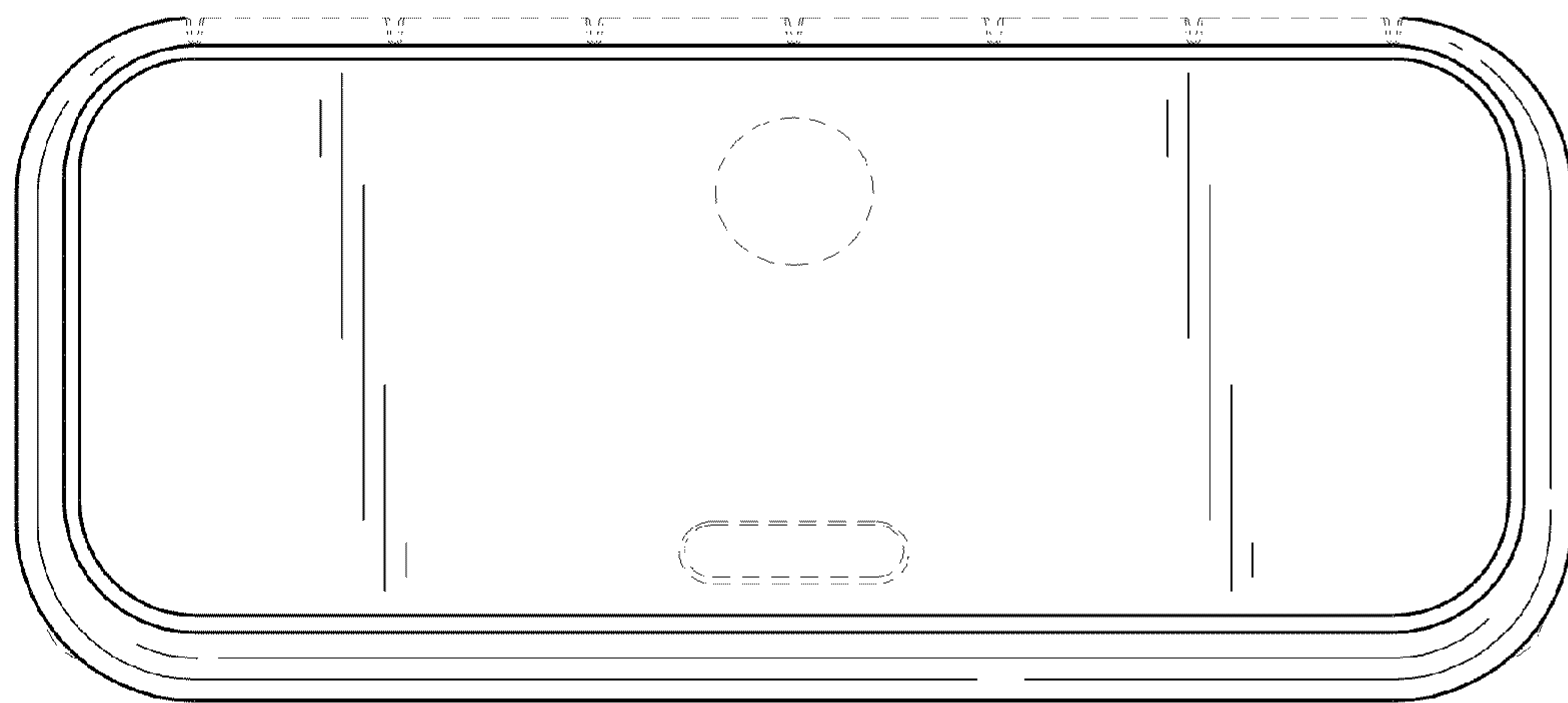
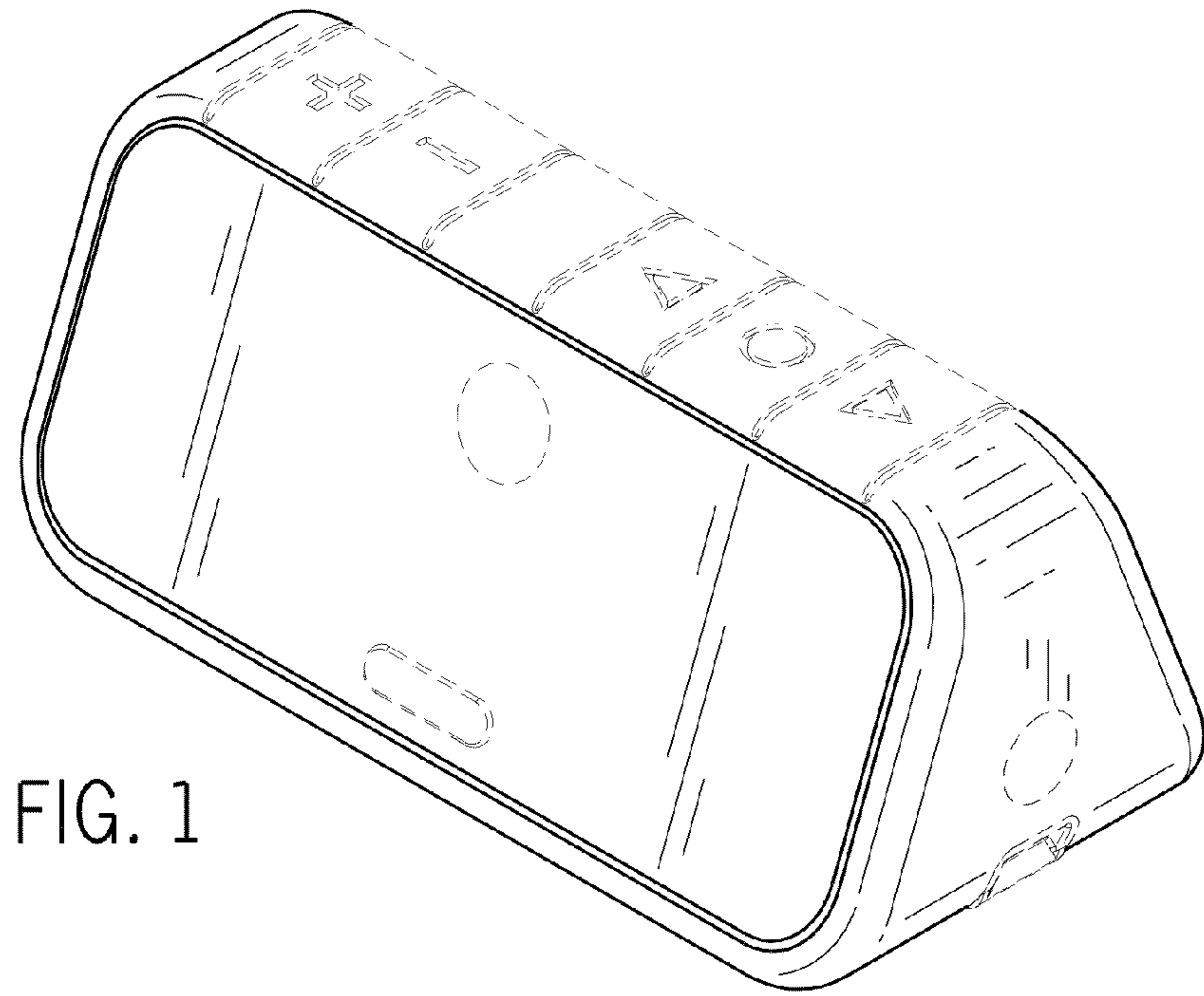
The ornamental design for a trapezoidal speaker, as shown and described.

DESCRIPTION

FIG. 1 is a perspective front view of a trapezoidal speaker; FIG. 2 is a front elevation view thereof; FIG. 3 is a rear elevation view thereof; FIG. 4 is a left side elevation view thereof; the right side view being a mirror image thereof; FIG. 5 is a top plan view thereof; and, FIG. 6 is a bottom plan view thereof. The broken lines immediately adjacent the shaded areas represent the bounds of the claimed design while all other broken lines are included for the purpose of illustrating portions of the trapezoidal speaker; the broken lines form no part of the claimed design.

1 Claim, 3 Drawing Sheets





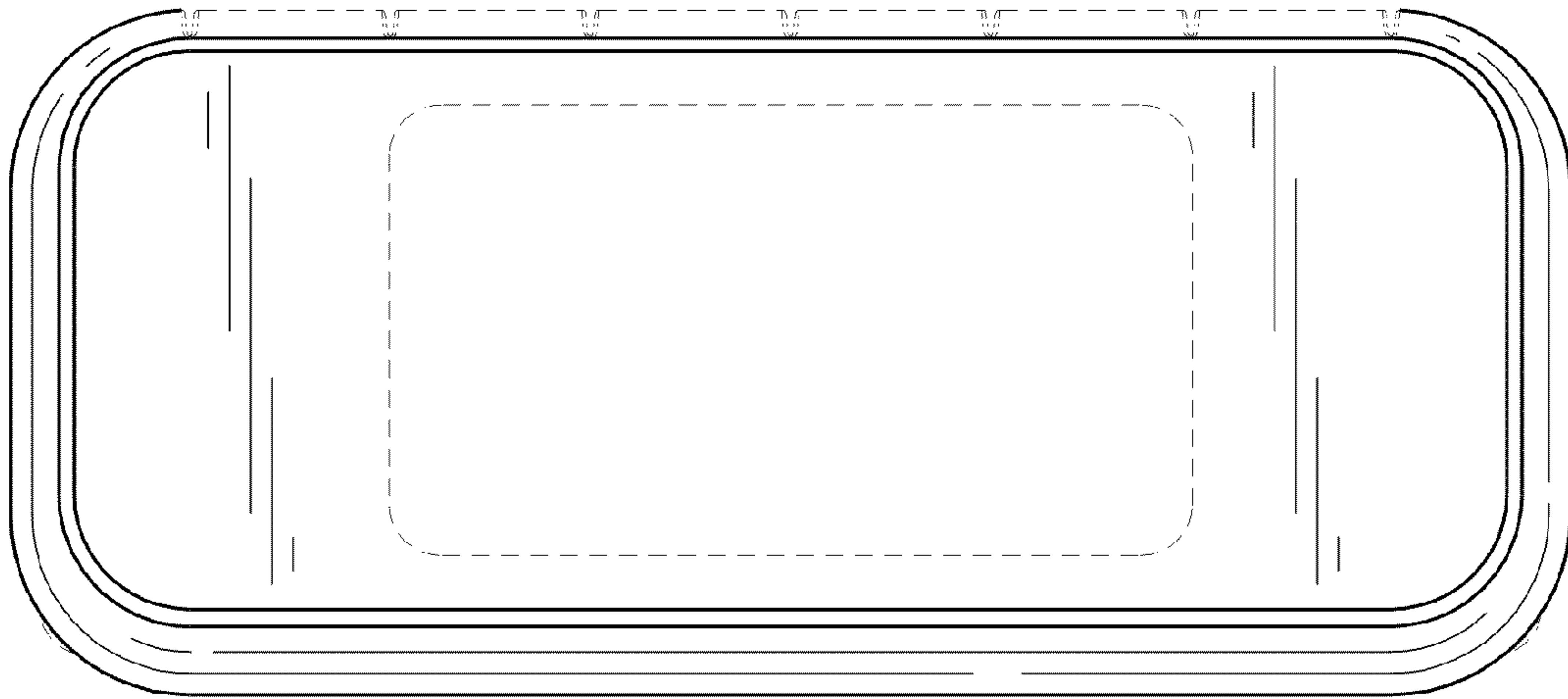


FIG. 3

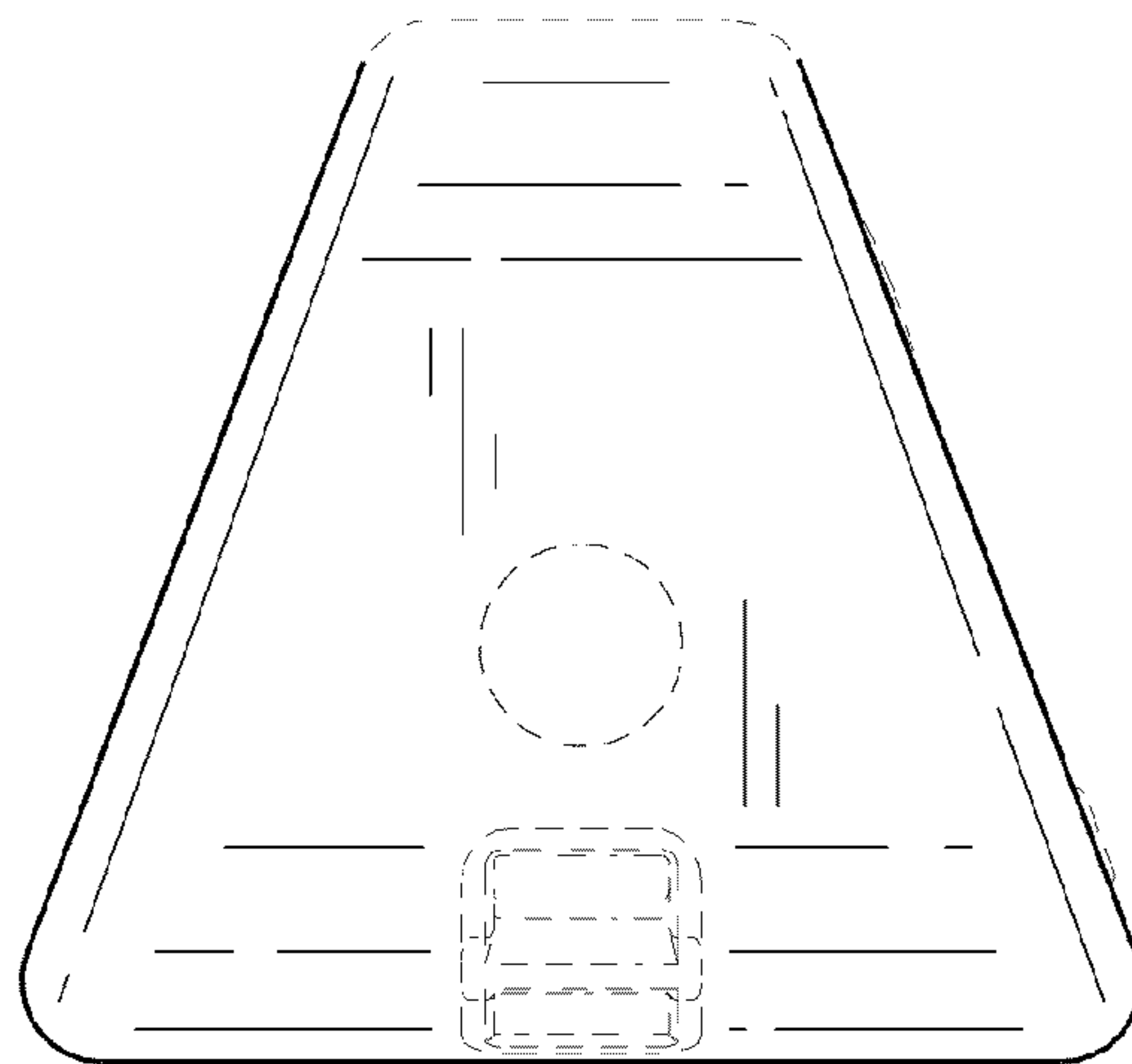


FIG. 4

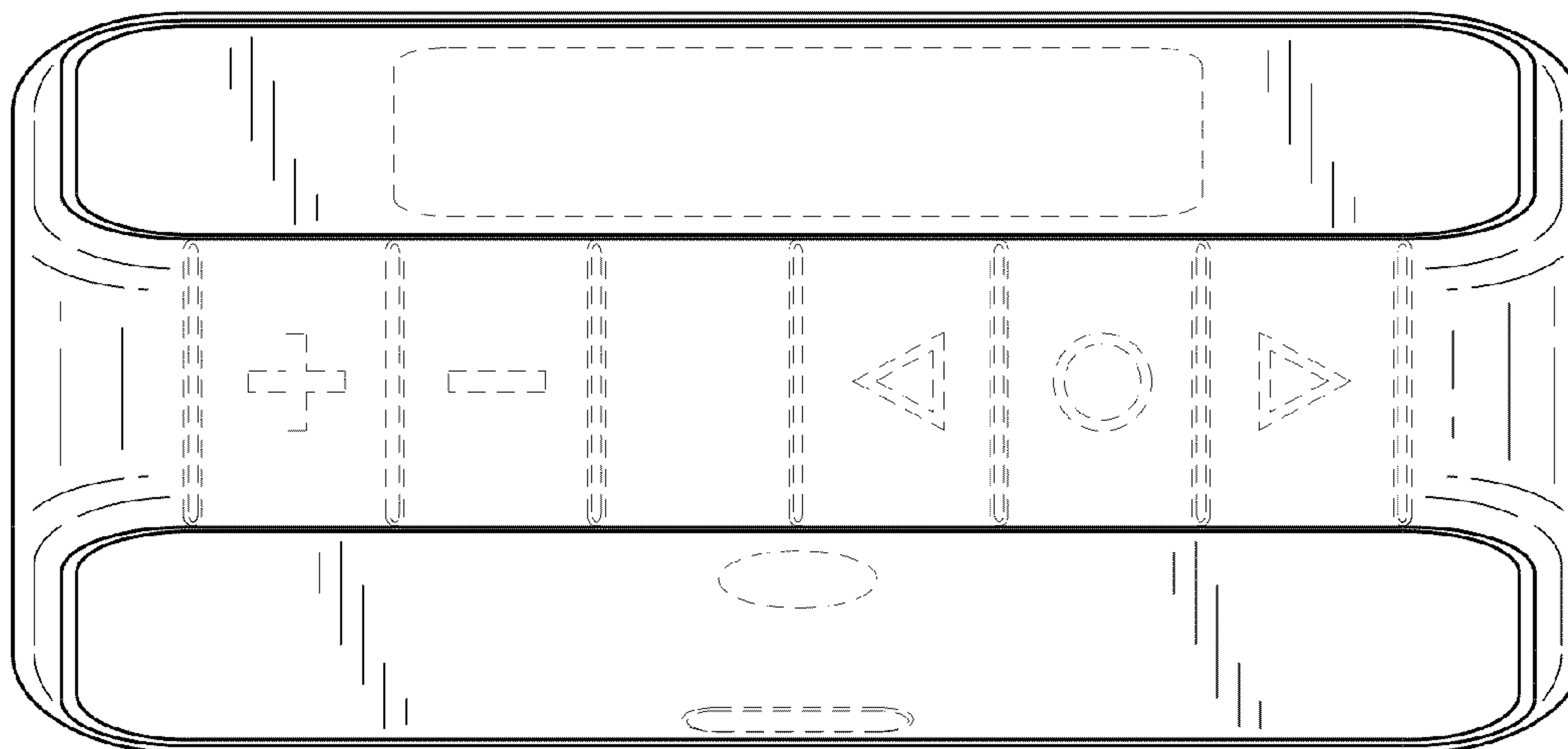


FIG. 5




FIG. 6