

US00D755752S

(12) **United States Design Patent**
Lee et al.

(10) **Patent No.:** **US D755,752 S**
(45) **Date of Patent:** **** May 10, 2016**

- (54) **NECK SUPPORT FOR HEADSET**
- (71) Applicant: **Samsung Electronics Co., Ltd.**,
Suwon-si (KR)
- (72) Inventors: **Ki-Eon Lee**, Seoul (KR); **Tae-Ho Kim**,
Yongin-si (KR); **Jin-Man Chung**,
Goyang-si (KR)
- (73) Assignee: **Samsung Electronics Co., Ltd.**,
Suwon-si (KR)
- (**) Term: **14 Years**
- (21) Appl. No.: **29/516,405**
- (22) Filed: **Feb. 2, 2015**
- (30) **Foreign Application Priority Data**
Aug. 14, 2014 (KR) 30-2014-0039820
- (51) **LOC (10) Cl.** **14-01**
- (52) **U.S. Cl.**
USPC **D14/205; D14/217**
- (58) **Field of Classification Search**
USPC D14/205, 217, 372; D29/101.2, 109,
D29/112; D6/716.5; D28/20, 41; 132/273,
132/275, 212; 2/171.2, 181, 174; 181/129,
181/130, 135; 379/430, 431; 381/380, 381;
345/7, 8; 361/679.03
CPC H04R 25/00
See application file for complete search history.

- (56) **References Cited**
U.S. PATENT DOCUMENTS
2,032,898 A * 3/1936 Wilson A45D 44/12
2/174
2,954,442 A * 9/1960 Mickenberg H04R 5/0335
2/209
3,863,028 A * 1/1975 Fixler H04R 5/0335
381/19
4,029,169 A * 6/1977 Huntress A61B 7/02
181/131

- 4,110,583 A * 8/1978 Lepper H04M 1/05
381/370
- 4,347,911 A * 9/1982 Bertagna A61B 7/02
181/130
- D319,241 S * 8/1991 Daido D14/205
- 5,117,464 A * 5/1992 Jones H04R 1/10
181/129
- 5,276,471 A * 1/1994 Yamauchi G02B 27/0176
345/8
- 6,278,501 B1 * 8/2001 Lin G02B 7/002
348/E13.04
- 6,584,984 B2 * 7/2003 Kelly A45D 8/36
132/212
- 6,603,863 B1 * 8/2003 Nagayoshi H04R 1/1066
381/370
- 6,798,391 B2 * 9/2004 Peterson, III G06F 1/163
345/8
- D502,463 S * 3/2005 Bhakta D14/205
- D575,268 S * 8/2008 Christopher D14/205
- D579,442 S * 10/2008 Kim D14/205
- D593,067 S * 5/2009 Millora D14/205

(Continued)

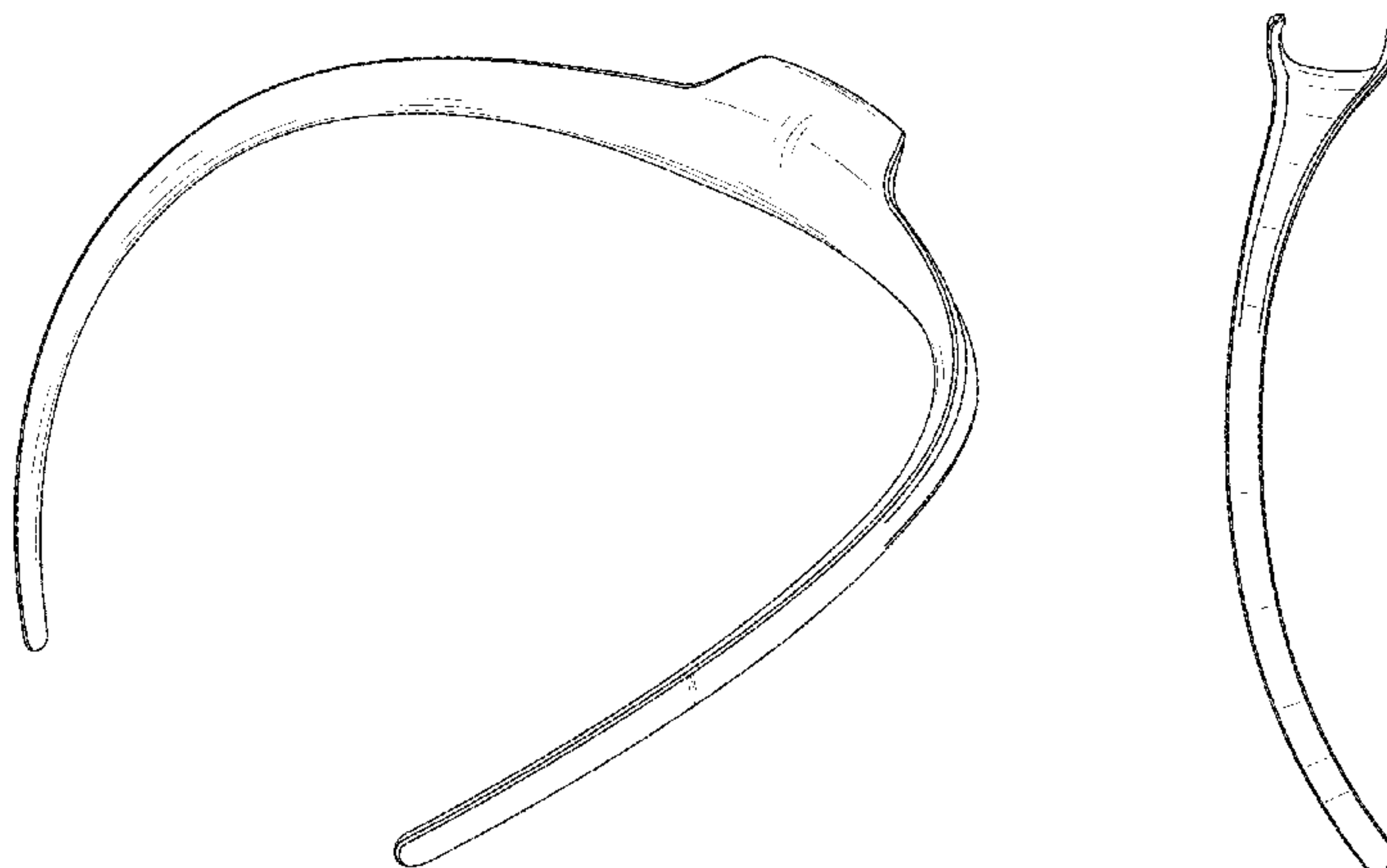
Primary Examiner — Paula Greene
(74) *Attorney, Agent, or Firm* — NSIP Law

(57) **CLAIM**
We claim the ornamental design for a neck support for head-
set, as shown and described.

DESCRIPTION

FIG. 1 is a front perspective view of a neck support for headset showing our new design;
FIG. 2 is a rear view thereof;
FIG. 3 is a front view thereof;
FIG. 4 is a left-side view thereof;
FIG. 5 is a right-side view thereof;
FIG. 6 is a top view thereof;
FIG. 7 is a bottom view thereof; and,
FIG. 8 is another front perspective view thereof in which the headset is shown in an alternate position.
The broken line showing of the headset is for environmental purposes only and forms no part of the claimed design.

1 Claim, 7 Drawing Sheets



(56)

References Cited

U.S. PATENT DOCUMENTS

7,542,012 B2 *	6/2009	Kato	G02B 27/0176	2011/0170702 A1 *	7/2011	Bays	H04R 5/0335
			345/1.1				381/74
D669,881 S *	10/2012	Clements	D14/205	2013/0329903 A1 *	12/2013	Ting	H04R 1/105
D678,858 S *	3/2013	Feng	D14/205				381/74
D703,634 S *	4/2014	Han	D14/205	2014/0185837 A1 *	7/2014	Kunimoto	H04R 1/1075
D706,745 S *	6/2014	Nakagawa	D14/205				381/151
D716,759 S *	11/2014	Ha	D14/205				
D721,673 S *	1/2015	Park	D14/205				
D724,559 S *	3/2015	Reaux	D14/205				
D731,999 S *	6/2015	Cepress	D14/205				

* cited by examiner

FIG. 1

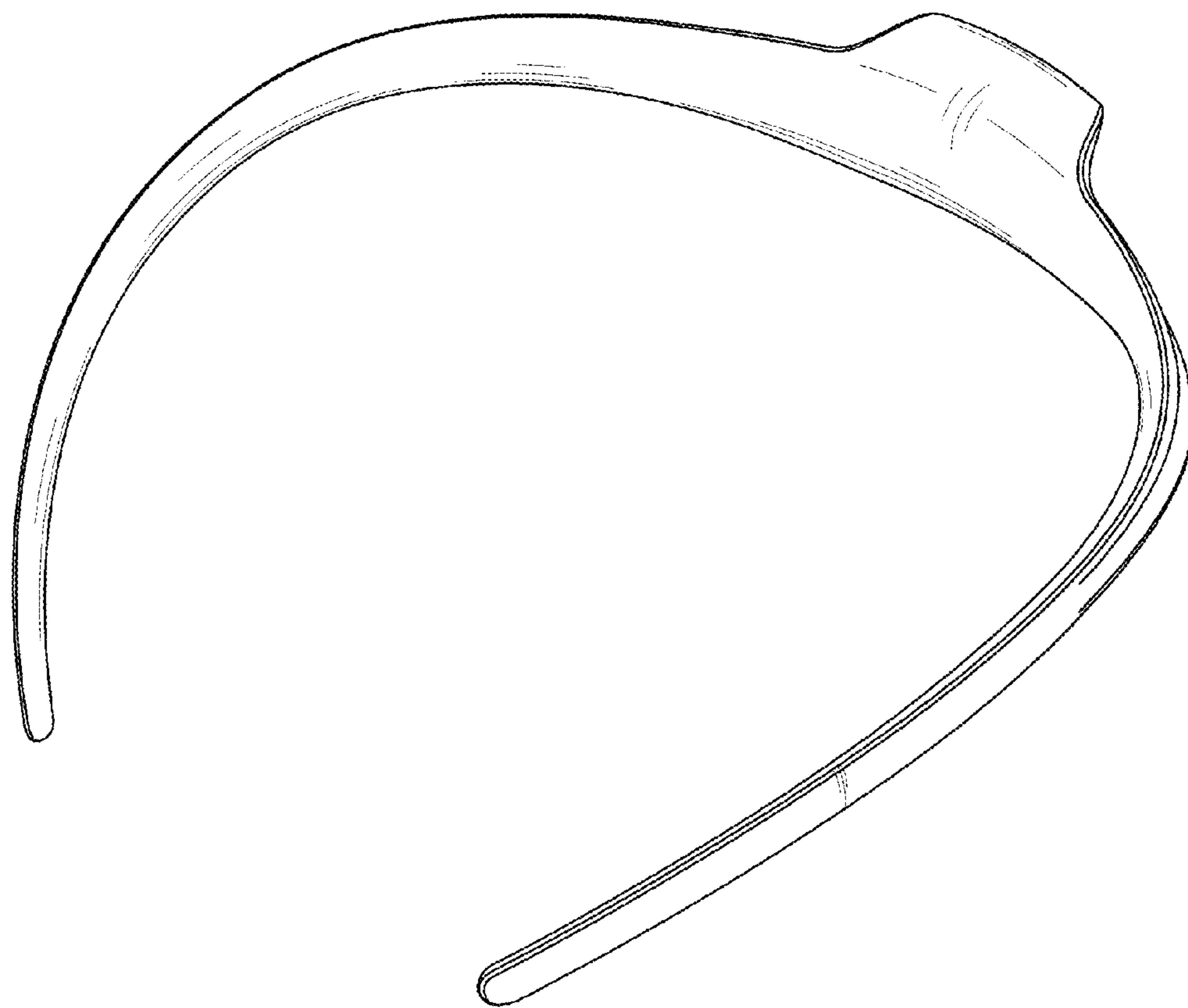


FIG. 2

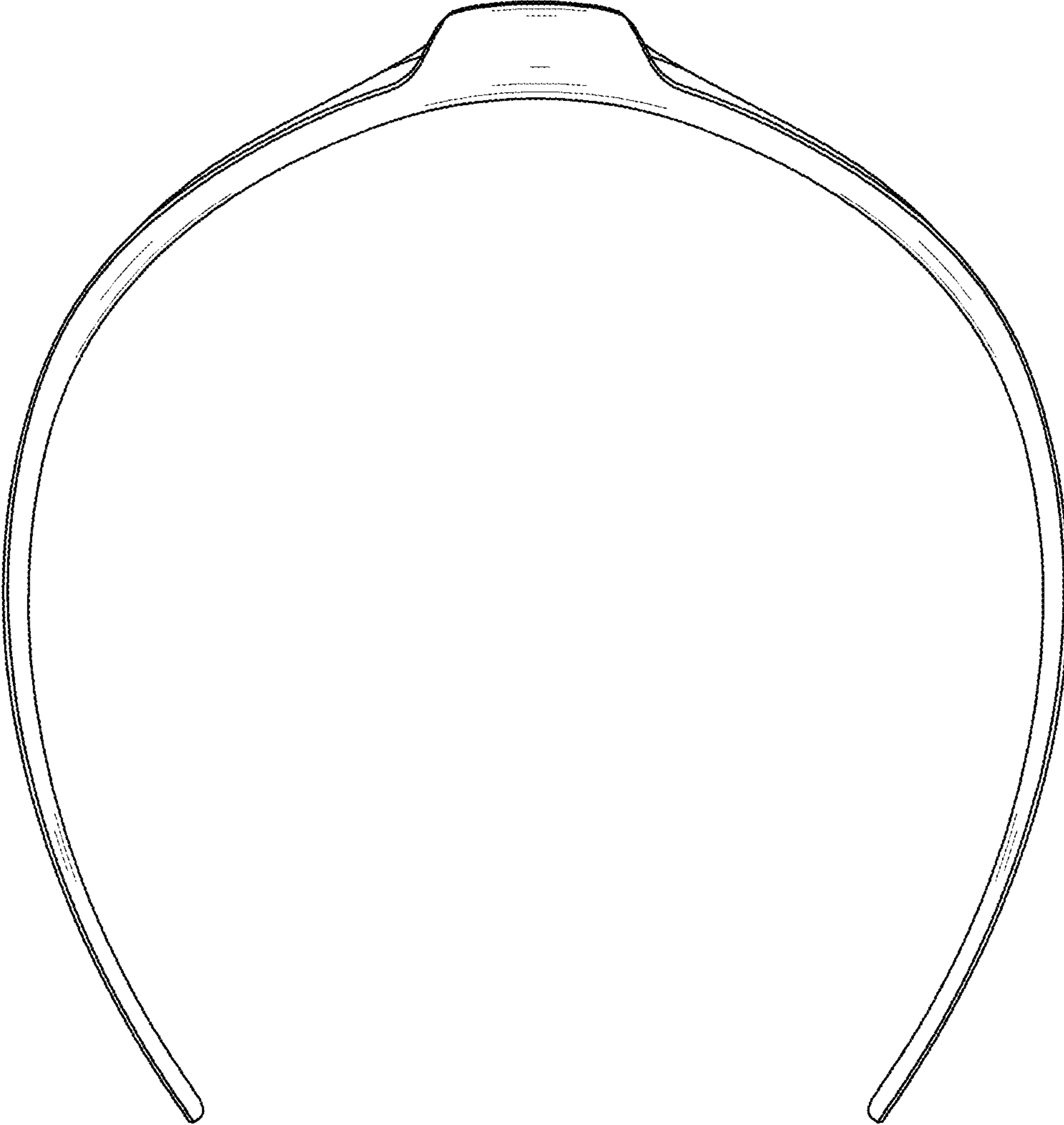


FIG. 3

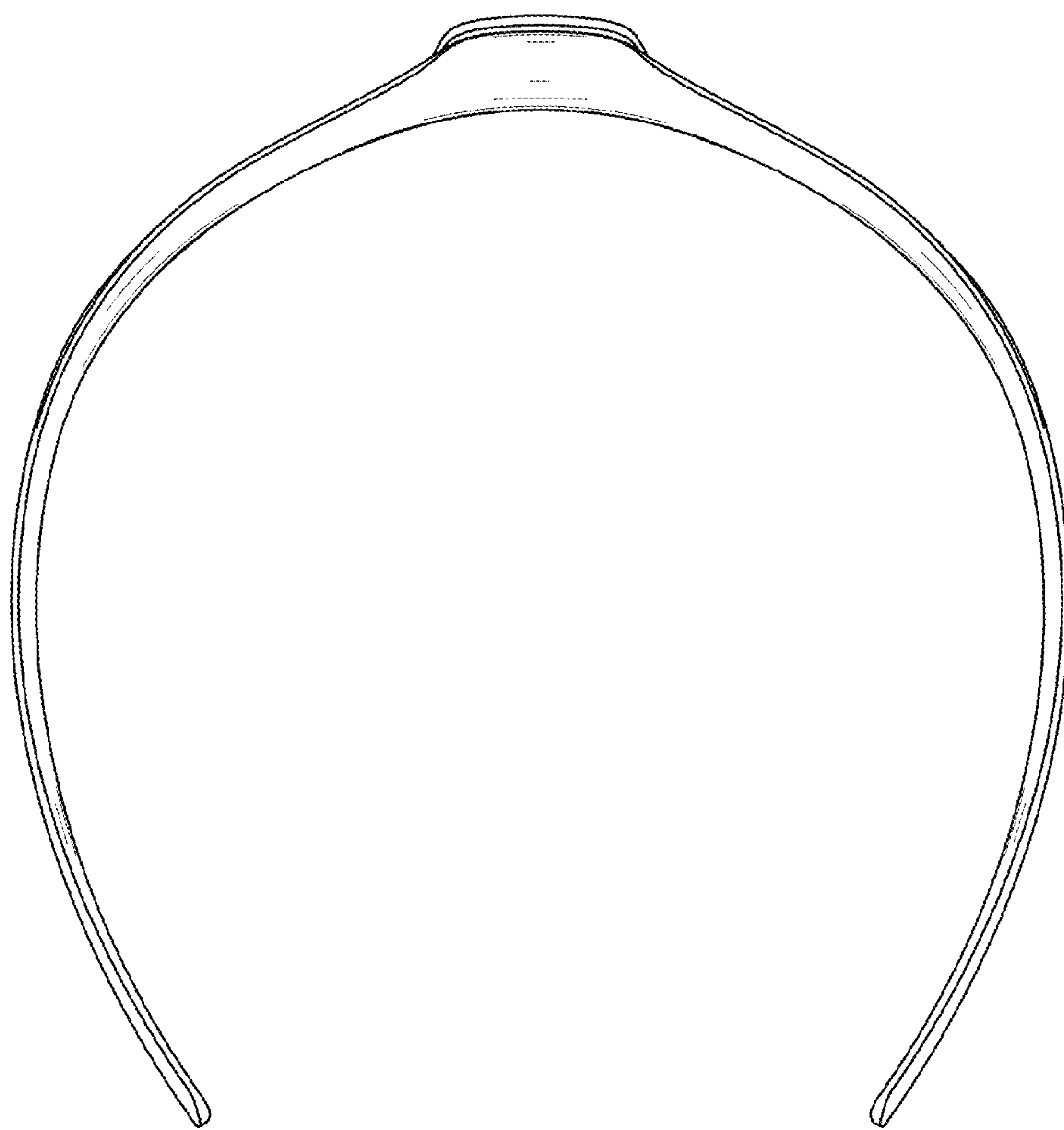


FIG. 4

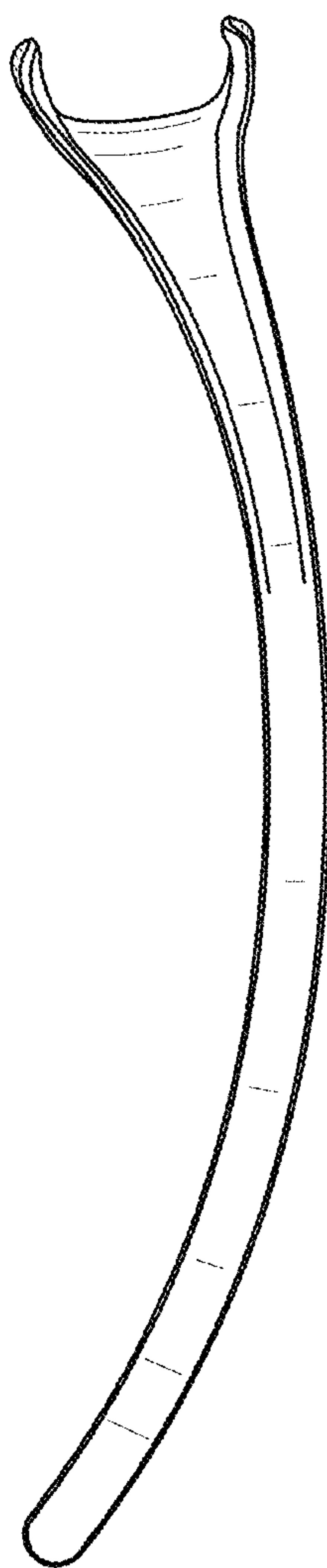


FIG. 5

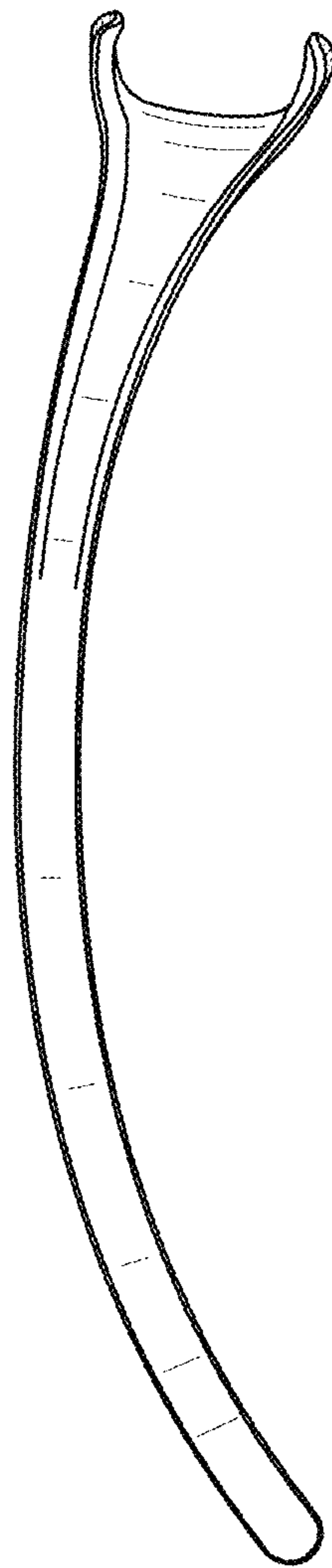


FIG. 6

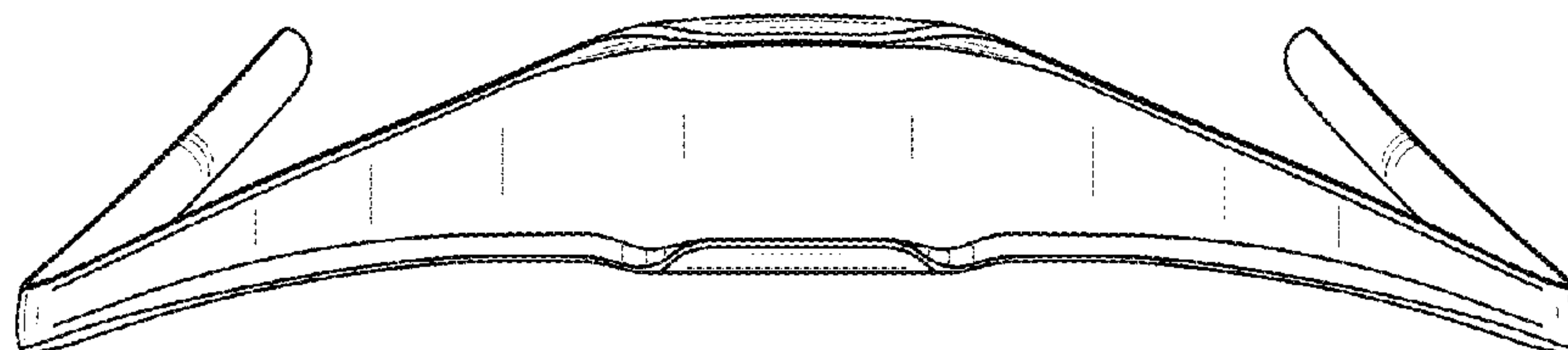


FIG. 7

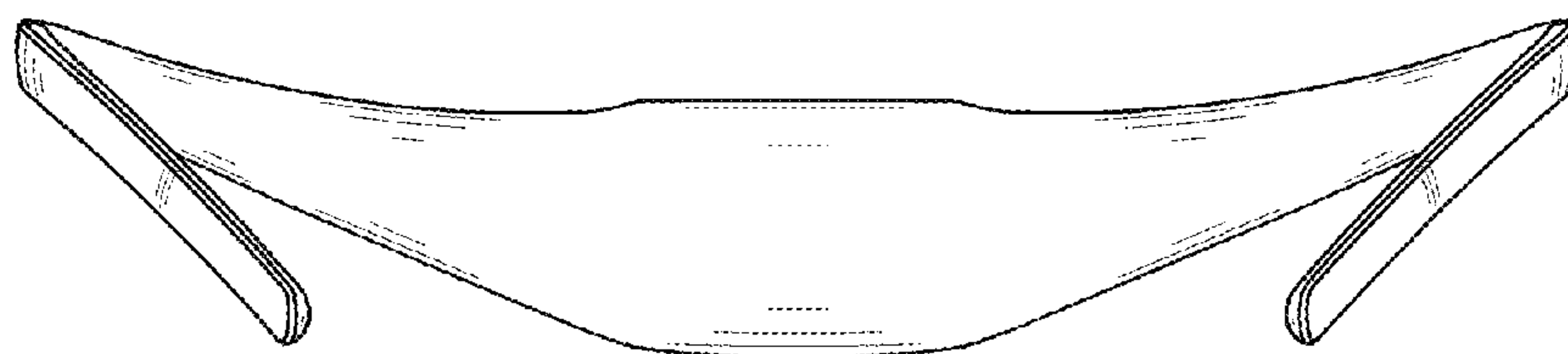


FIG. 8

