



US00D755736S

(12) **United States Design Patent**  
**Altonen et al.**

(10) **Patent No.:** **US D755,736 S**  
(45) **Date of Patent:** **\*\* May 10, 2016**

(54) **REMOTE CONTROL**

(71) Applicant: **Lutron Electronics Co., Inc.**,  
Coopersburg, PA (US)

(72) Inventors: **Gregory Altonen**, Easton, PA (US);  
**Erica L. Clymer**, Northampton, PA  
(US); **Elliot G. Jacoby**, Glenside, PA  
(US); **Noel Mayo**, Philadelphia, PA  
(US); **Joel S. Spira**, Coopersburg, PA  
(US)

(73) Assignee: **LUTRON ELECTRONICS CO., INC.**,  
Coopersburg, PA (US)

(\*\*) Term: **15 Years**

(21) Appl. No.: **29/534,802**

(22) Filed: **Jul. 31, 2015**

**Related U.S. Application Data**

(62) Division of application No. 29/488,242, filed on Apr.  
17, 2014, now Pat. No. Des. 737,223.

(51) **LOC (10) Cl.** ..... **14-03**

(52) **U.S. Cl.**  
USPC ..... **D13/168**

(58) **Field of Classification Search**

USPC ..... D13/164, 168, 174; D14/218  
CPC ..... H03J 1/0025; H03J 9/00; H03J 9/02;  
H03J 9/04; H03J 9/06; H01H 9/18; H01H  
9/0235; H04B 1/202; H05B 33/0803; H05B  
33/0863; H05B 37/02; H05B 37/0272; H05B  
39/088; H05B 39/041; G05B 11/01; G05B  
2219/2642; G08C 17/00; G08C 17/02; G08C  
19/28; G08C 23/04; G08C 2201/20; G08C  
2201/30; G08C 2201/40; G08C 2201/91;  
G08C 2201/92

See application file for complete search history.

(56) **References Cited**

U.S. PATENT DOCUMENTS

D330,013 S 10/1992 Wunsch  
D348,435 S 7/1994 Farinelli et al.  
D407,695 S 4/1999 Hwang  
6,120,262 A 9/2000 McDonough et al.  
D494,489 S 8/2004 Tulloch  
D496,335 S 9/2004 Spira  
D527,711 S 9/2006 Spira et al.  
D528,992 S 9/2006 Hobart et al.

(Continued)

OTHER PUBLICATIONS

U.S. Appl. No. 29/535,122, filed Aug. 4, 2015, Altonen et al.

(Continued)

*Primary Examiner* — Selina Sikder

(74) *Attorney, Agent, or Firm* — Mark E. Rose; Philip N. Smith

(57) **CLAIM**

We claim the ornamental design for a remote control, as shown and described.

**DESCRIPTION**

FIG. 1 is a perspective view of a remote control according to a first embodiment of our new design.

FIG. 2 is a front view thereof.

FIG. 3 is a left side view thereof.

FIG. 4 is a right side view thereof.

FIG. 5 is a top view thereof.

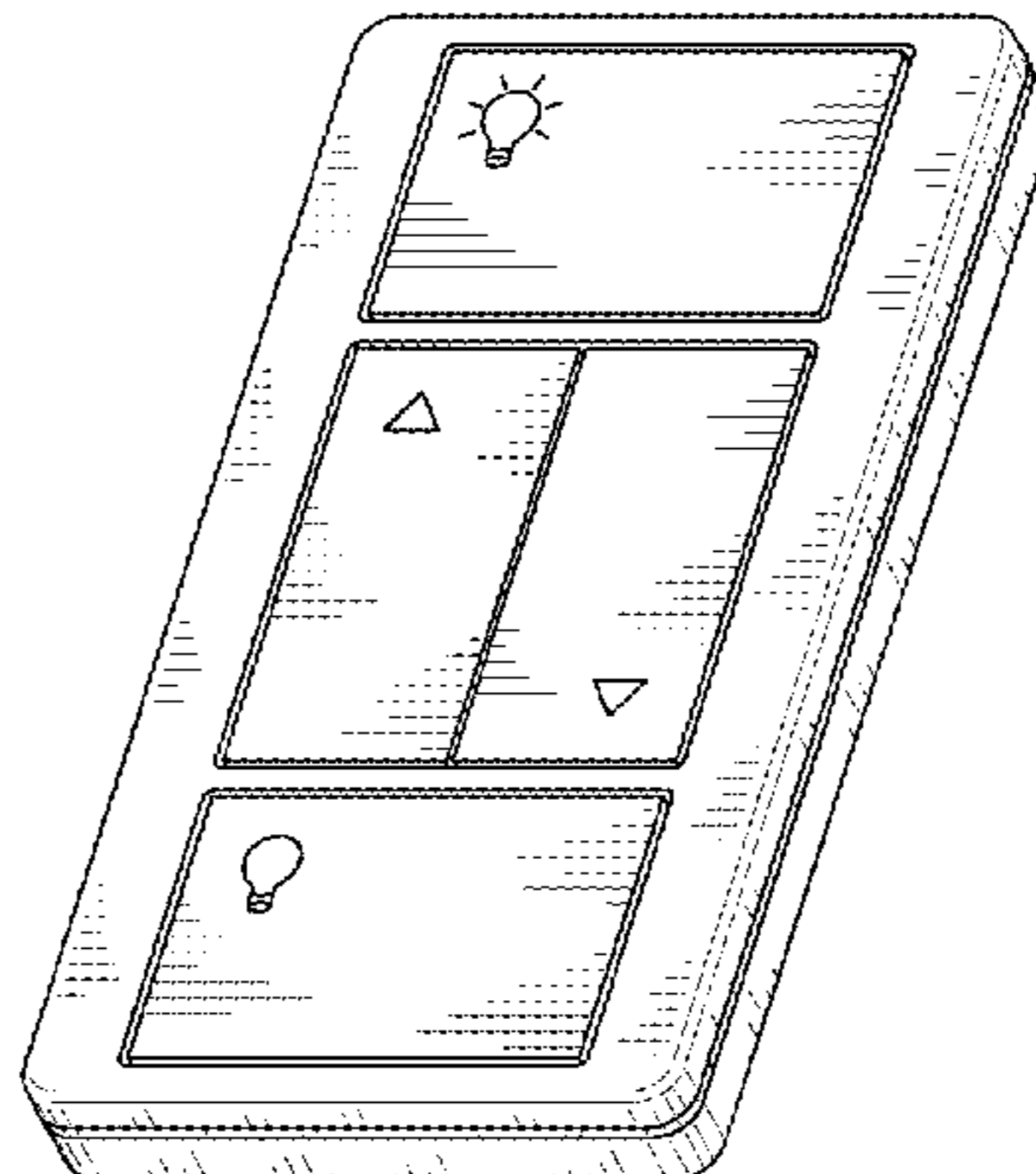
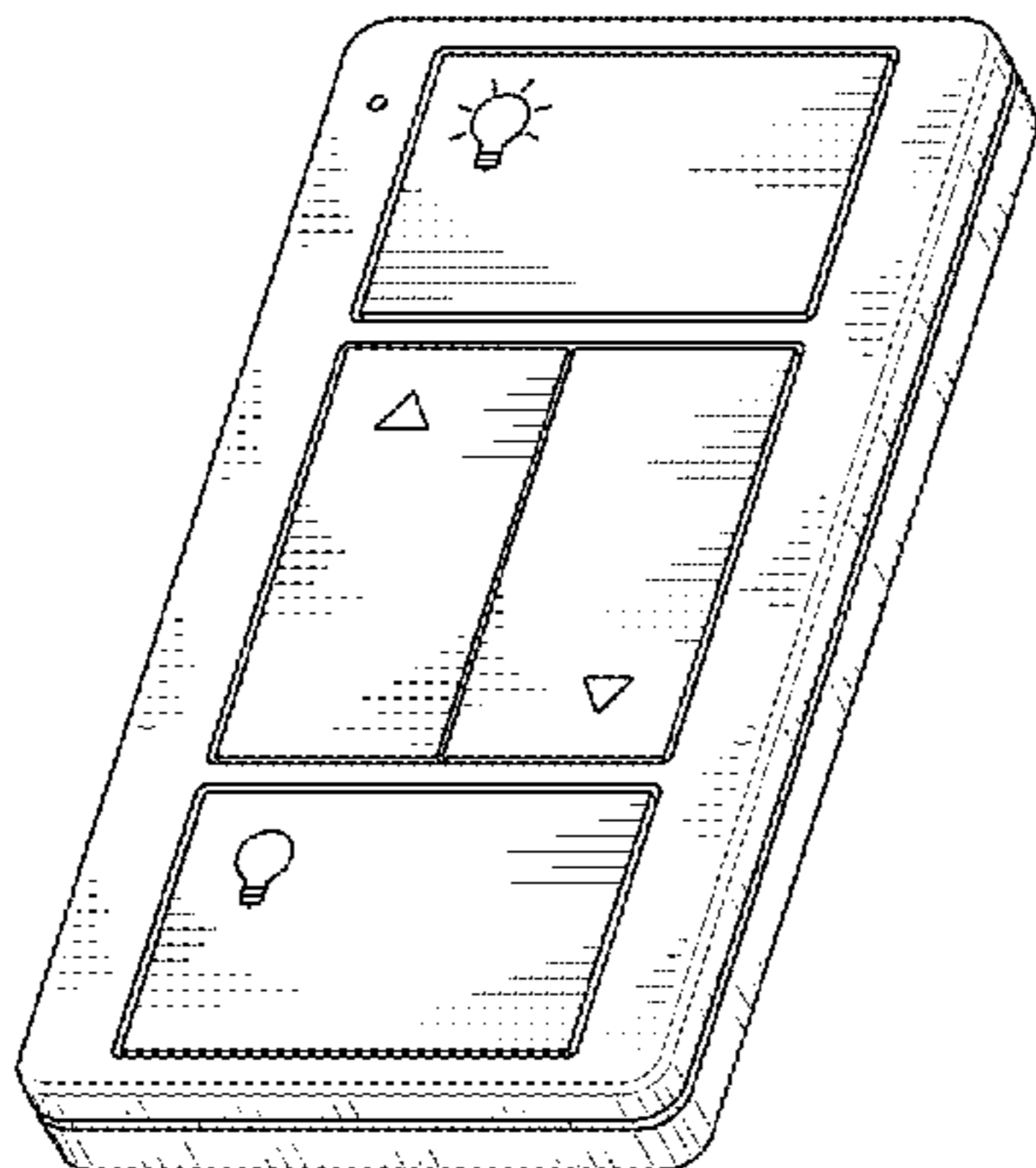
FIG. 6 is a bottom view thereof; and,

FIG. 7 is a perspective view of a remote control according to a second embodiment of our new design; and,

FIG. 8 is a front view thereof, the left side, right side, top, and bottom views, respectively, of the second embodiment being identical to the left side, right side, top, and bottom views of the first embodiment.

The rear views form no part of the design and are omitted.

**1 Claim, 6 Drawing Sheets**



(56)

References Cited

U.S. PATENT DOCUMENTS

D546,295 S 7/2007 Marchetto et al.  
 7,312,695 B2 12/2007 Lehmer et al.  
 D592,606 S \* 5/2009 Felegy, Jr. .... D13/168  
 D592,607 S \* 5/2009 Felegy, Jr. .... D13/168  
 D592,608 S 5/2009 Felegy et al.  
 D592,611 S 5/2009 Altonen et al.  
 D596,143 S 7/2009 Felegy et al.  
 D604,702 S \* 11/2009 Felegy, Jr. .... D13/168  
 D606,030 S 12/2009 Felegy et al.  
 D606,500 S 12/2009 Snyder et al.  
 D611,431 S \* 3/2010 Snyder ..... D13/168  
 D611,915 S \* 3/2010 Felegy, Jr. .... D13/168  
 D616,835 S \* 6/2010 Felegy, Jr. .... D13/168  
 D619,106 S \* 7/2010 Felegy, Jr. .... D13/168  
 D624,880 S \* 10/2010 Felegy, Jr. .... D13/168  
 D631,854 S \* 2/2011 Blair ..... D13/168  
 D631,856 S 2/2011 Altonen et al.  
 D632,263 S 2/2011 Lin et al.  
 D633,874 S 3/2011 Feldstein et al.  
 D638,375 S 5/2011 Clymer et al.  
 D638,805 S 5/2011 Clymer et al.  
 D638,806 S 5/2011 Kim et al.  
 D641,718 S 7/2011 Sakai  
 D646,232 S \* 10/2011 Felegy, Jr. .... D13/168  
 D649,123 S 11/2011 Jacoby et al.  
 D649,124 S \* 11/2011 Jacoby ..... D13/168  
 D661,664 S 6/2012 Felegy et al.  
 D687,390 S 8/2013 McDonald et al.  
 D692,398 S \* 10/2013 Felegy, Jr. .... D13/168  
 D694,198 S \* 11/2013 Felegy, Jr. .... D13/168  
 D703,623 S 4/2014 Altonen et al.  
 D704,152 S \* 5/2014 Altonen ..... D13/168  
 D704,153 S 5/2014 Altonen et al.  
 D711,838 S 8/2014 Spira  
 D713,360 S \* 9/2014 Spira ..... D13/168  
 D713,361 S 9/2014 Spira  
 D722,982 S 2/2015 Lind et al.

D733,668 S 7/2015 Altonen et al.  
 D736,718 S 8/2015 Spira  
 D737,222 S 8/2015 Altonen et al.  
 D737,223 S \* 8/2015 Altonen ..... D13/168  
 D737,224 S 8/2015 Spira  
 D738,320 S 9/2015 Altonen et al.  
 D738,321 S \* 9/2015 Spira ..... D13/168  
 D738,328 S 9/2015 Altonen et al.  
 D739,830 S \* 9/2015 Spira ..... D13/168  
 9,135,812 B1 \* 9/2015 Carley ..... H01R 33/94  
 2005/0231134 A1 \* 10/2005 Sid ..... H05B 37/0272  
 315/294  
 2008/0111491 A1 \* 5/2008 Spira ..... H05B 39/088  
 315/158  
 2009/0251352 A1 \* 10/2009 Altonen ..... H01H 9/025  
 341/176  
 2011/0266122 A1 11/2011 Zaharchuk et al.  
 2011/0279300 A1 11/2011 Mosebrook  
 2012/0013450 A1 1/2012 Lee et al.

OTHER PUBLICATIONS

U.S. Appl. No. 29/535,125, filed Aug. 4, 2015, Altonen et al.  
 U.S. Appl. No. 29/535,100, filed Aug. 4, 2015, Altonen et al.  
 U.S. Appl. No. 29/534,801, filed Jul. 31, 2015, Altonen et al.  
 U.S. Appl. No. 29/534,805, filed Jul. 31, 2015, Altonen et al.  
 U.S. Appl. No. 29/533,925, filed Jul. 23, 2015, Altonen et al.  
 U.S. Appl. No. 29/533,927, filed Jul. 23, 2015, Altonen et al.  
 U.S. Appl. No. 29/533,935, filed Jul. 23, 2015, Altonen et al.  
 U.S. Appl. No. 29/531,853, filed Jun. 30, 2015, Altonen et al.  
 U.S. Appl. No. 29/531,858, filed Jun. 30, 2015, Altonen et al.  
 U.S. Appl. No. 29/531,864, filed Jun. 30, 2015, Altonen et al.  
 U.S. Appl. No. 29/536,541, filed Aug. 18, 2015, Joel S. Spira.  
 U.S. Appl. No. 29/534,799, filed Jul. 31, 2015, Joel S. Spira.  
 U.S. Appl. No. 29/531,871, filed Jun. 30, 2015, Joel S. Spira.  
 U.S. Appl. No. 29/537,592, filed Aug. 27, 2015, Joel S. Spira.

\* cited by examiner

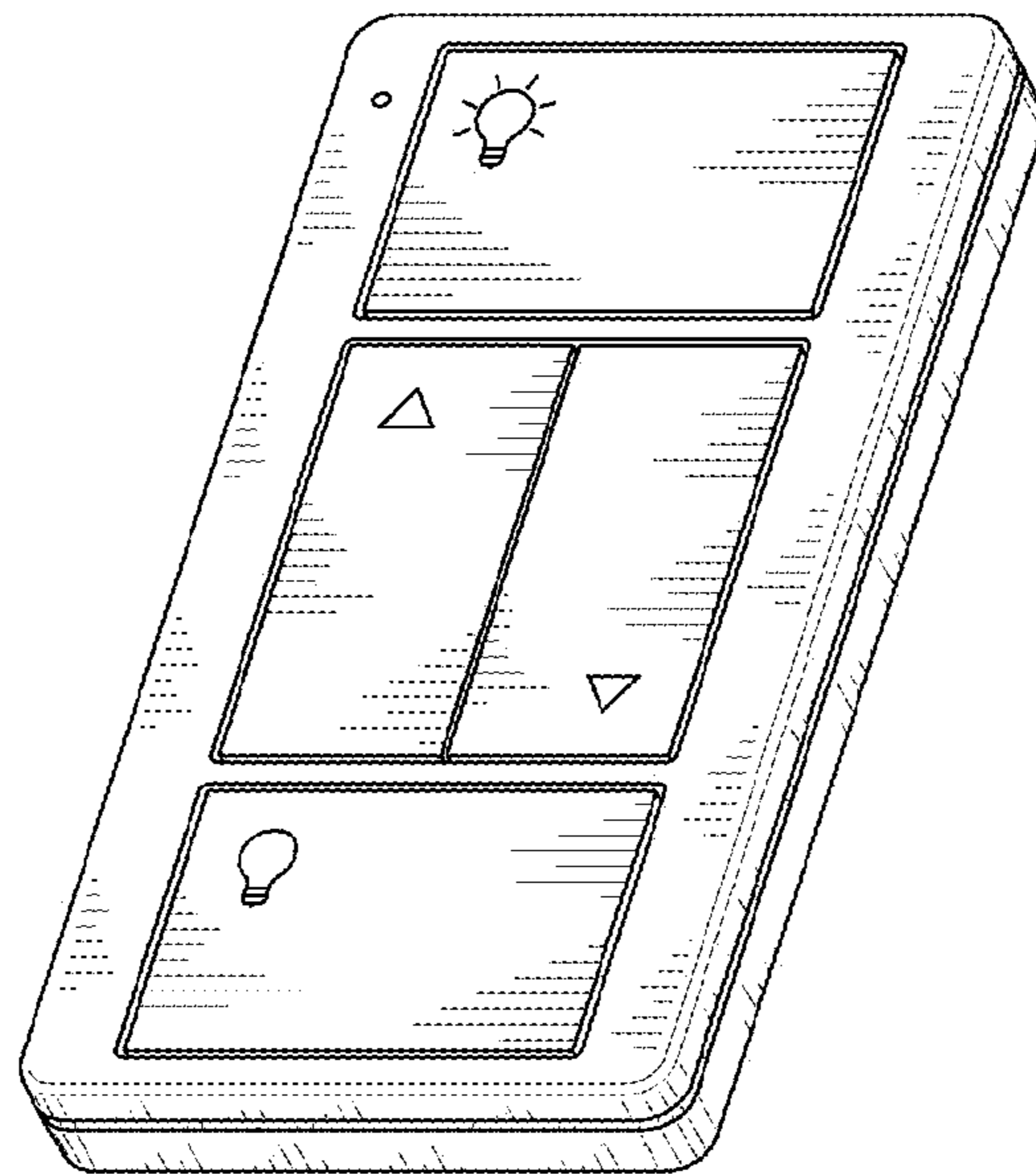


Fig. 1

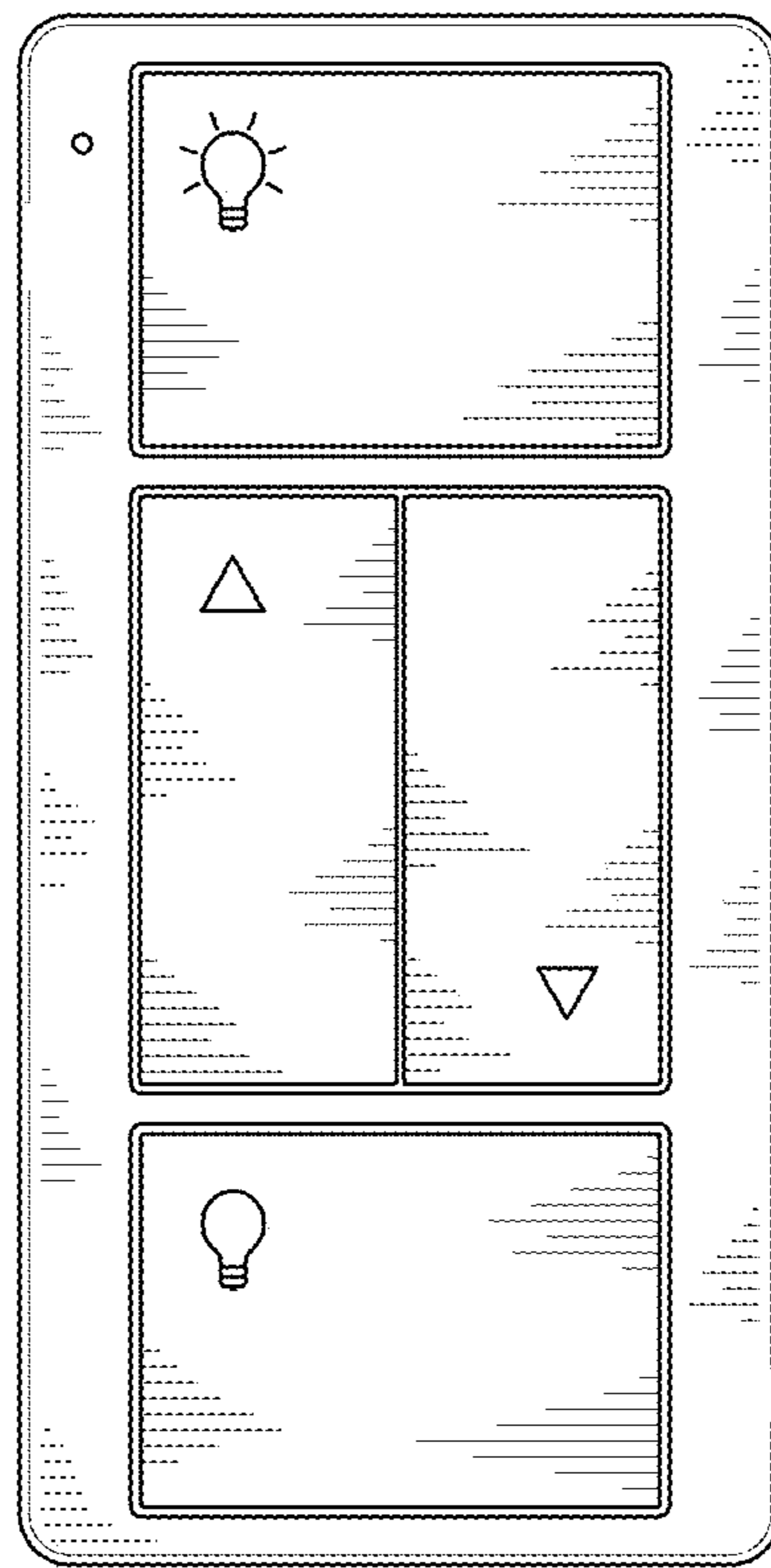


Fig. 2

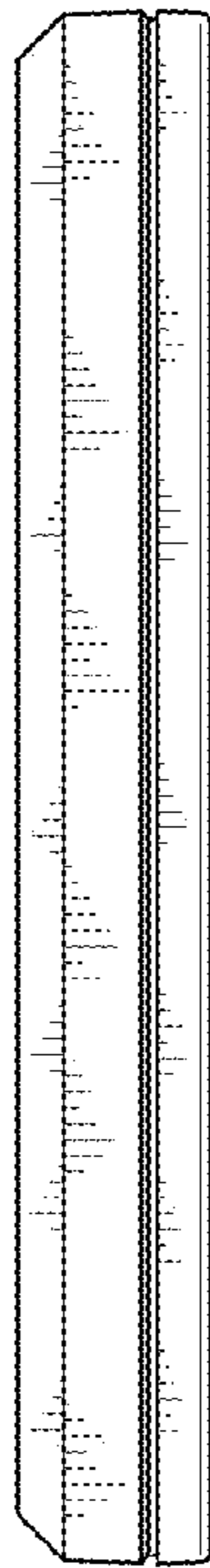


Fig. 3



Fig. 4

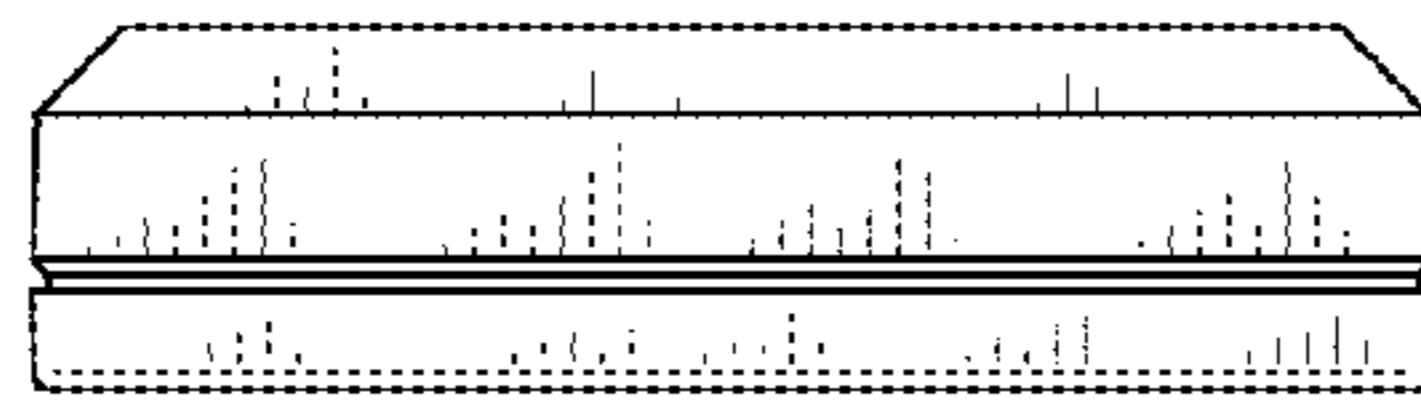


Fig. 5

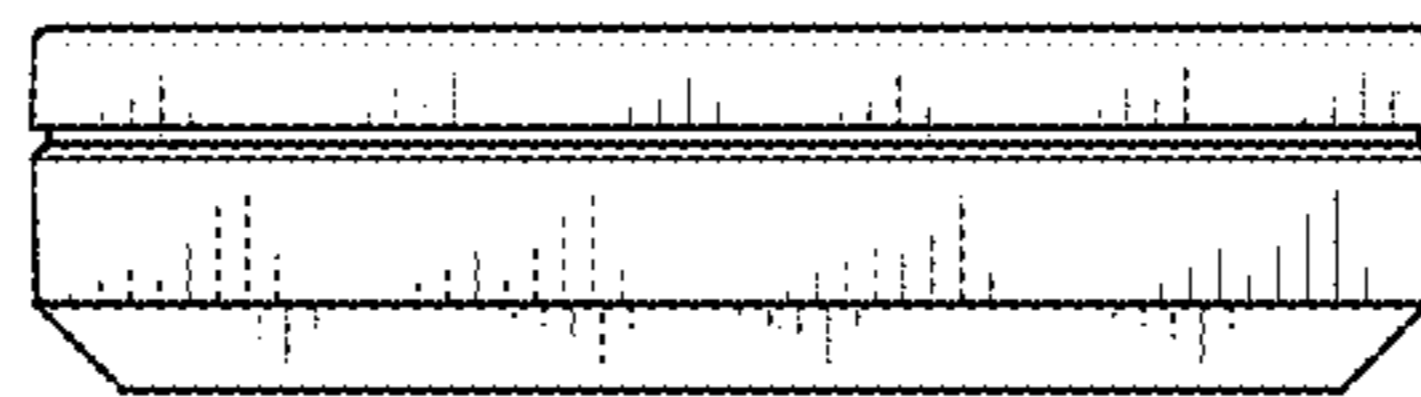


Fig. 6

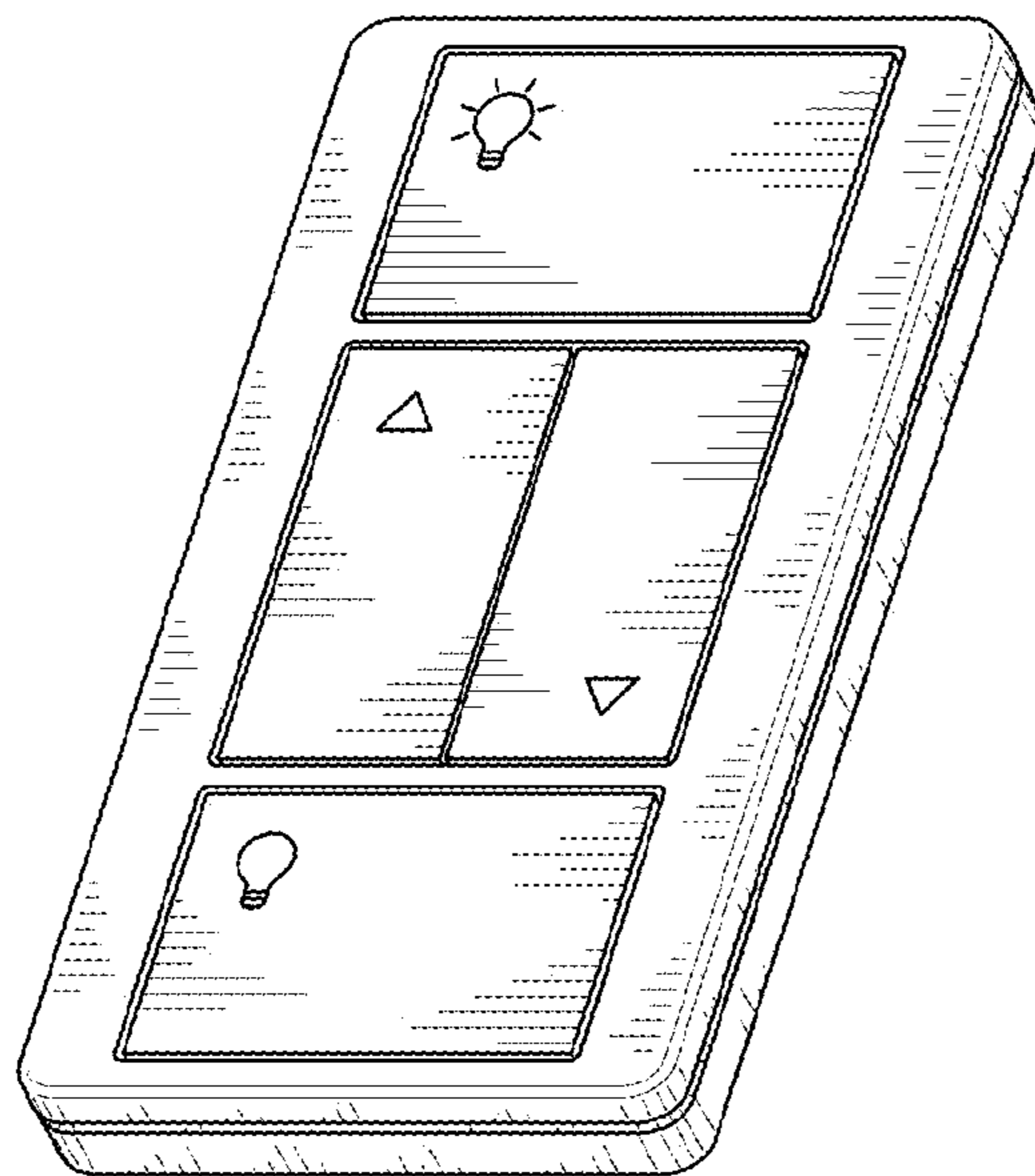


Fig. 7

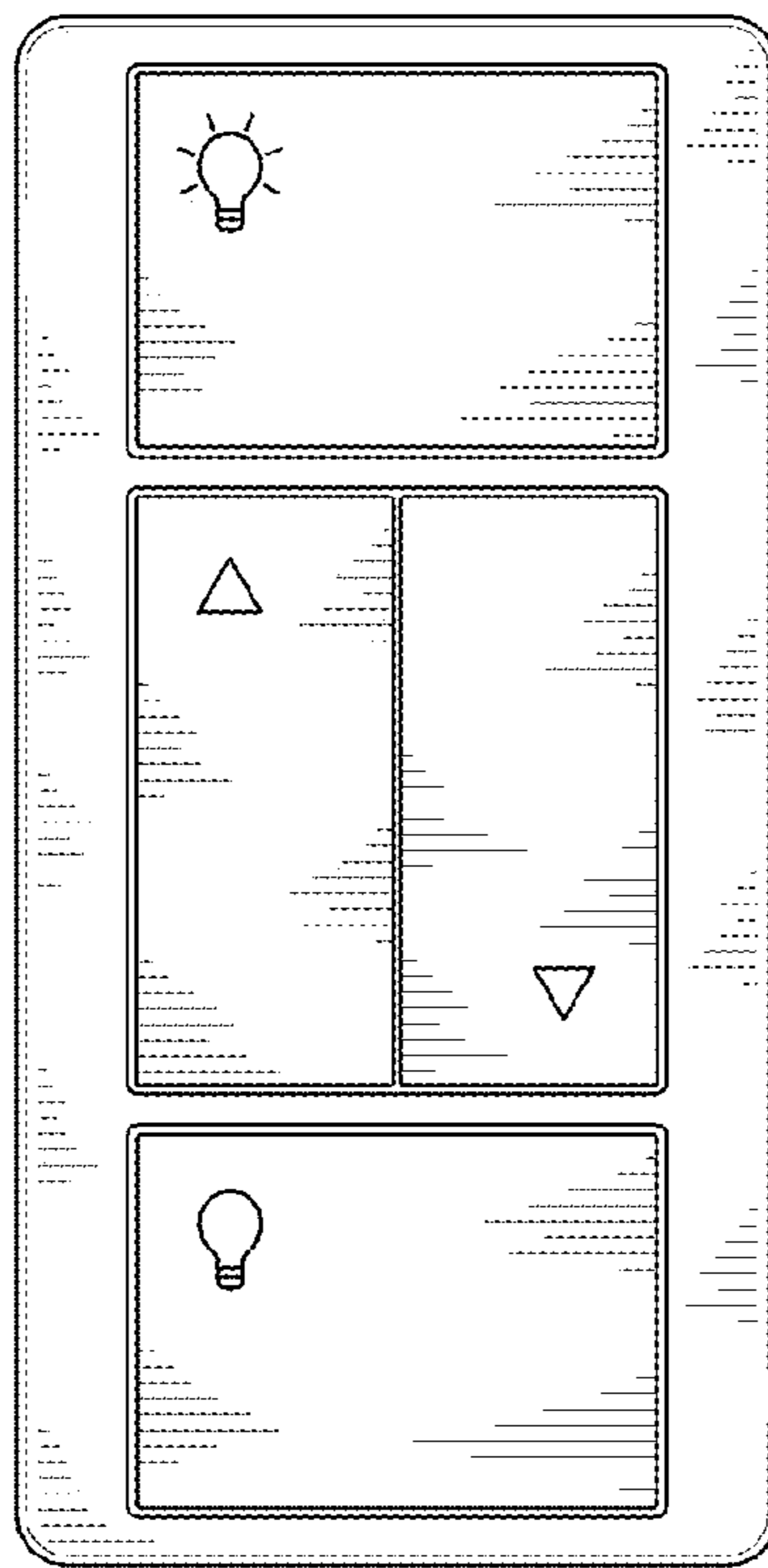


Fig. 8