

US00D755714S

(12) **United States Design Patent**
Wang et al.

(10) **Patent No.:** **US D755,714 S**
(45) **Date of Patent:** **** May 10, 2016**

(54) **TIRE**

(71) Applicant: **Fortune Gold Enterprises LTD.,**
Victoria (SC)
(72) Inventors: **Feng Wang, Zhaoyuan (CN); Shaomei**
Feng, Zhaoyuan (CN); Qingmin Kang,
Heze (CN); **Lei Teng, Zhaoyuan (CN);**
Dong Chen, Zhaoyuan (CN); Shuai
Zhao, Weihai (CN); Xiaotang Liu,
Zhaoyuan (CN)
(73) Assignee: **Fortune Gold Enterprises LTD.,** Mahe
(SC)

(**) Term: **14 Years**

(21) Appl. No.: **29/504,856**

(22) Filed: **Oct. 10, 2014**

(51) **LOC (10) Cl.** **12-15**

(52) **U.S. Cl.**
USPC **D12/594**

(58) **Field of Classification Search**
USPC D12/568-603
CPC B60C 5/00; B60C 11/04; B60C 11/11;
B60C 11/13; B60C 11/12; B60C 2011/1213;
B60C 11/03

See application file for complete search history.

(56) **References Cited**

U.S. PATENT DOCUMENTS

D483,007 S * 12/2003 Brayer D12/588
D616,811 S * 6/2010 Yonetsu D12/601

* cited by examiner

Primary Examiner — George D Kirschbaum
Assistant Examiner — Jennifer Watkins
(74) *Attorney, Agent, or Firm* — CBM Patent Consulting,
LLC


(57) **CLAIM**

The ornamental design for a tire, as shown and described.

DESCRIPTION

FIG. 1 is a top view of a tire showing my new design;
FIG. 2 is a bottom view thereof;
FIG. 3 is a front view thereof;
FIG. 4 is a rear view thereof;
FIG. 5 is a left side elevational view thereof;
FIG. 6 is a right side elevational view thereof;
FIG. 7 is a perspective view thereof; and,
FIG. 8 is an enlarged partial view of the FIG. 5.

1 Claim, 7 Drawing Sheets






FIG. 1




FIG. 2

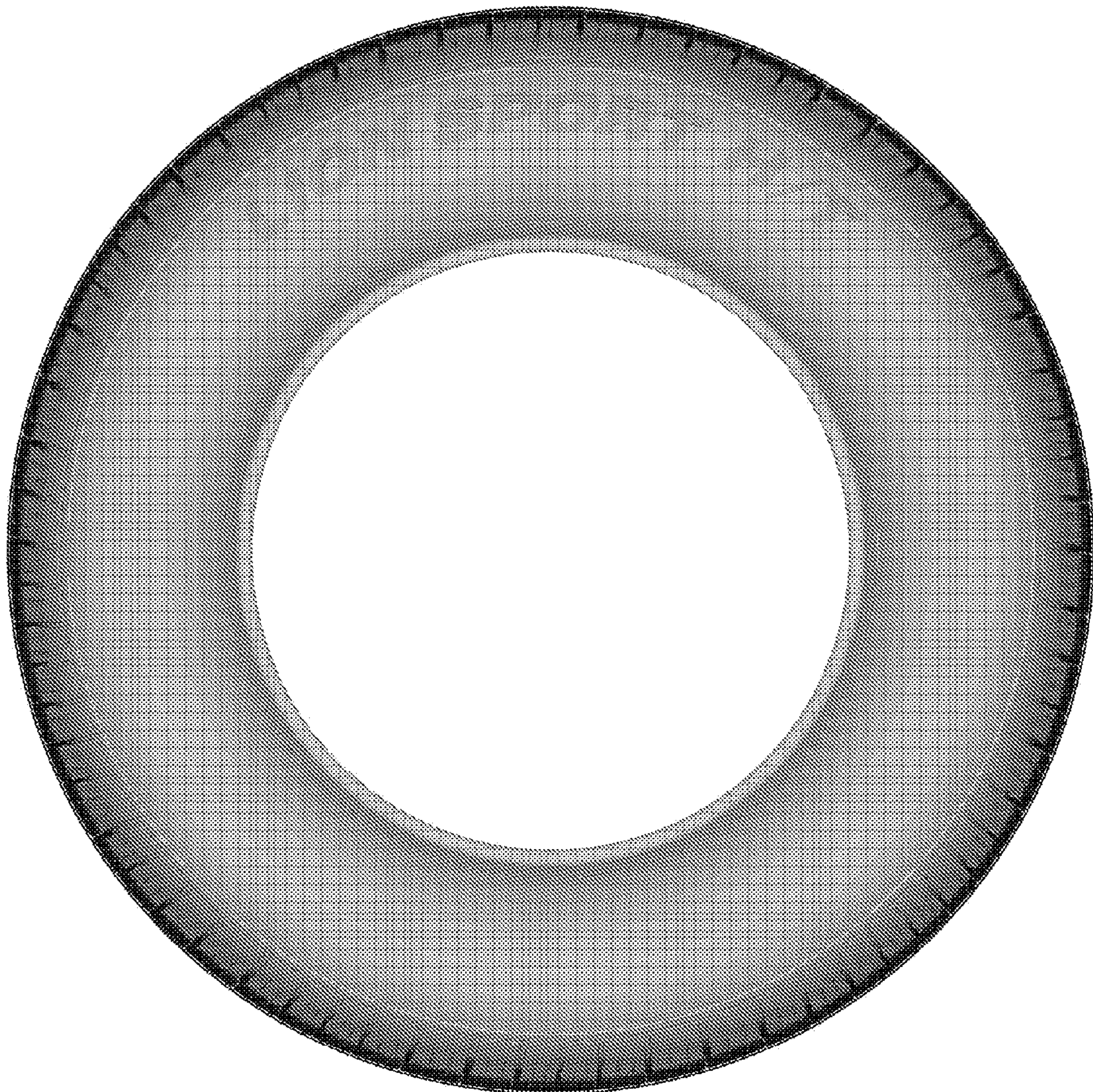


FIG. 3

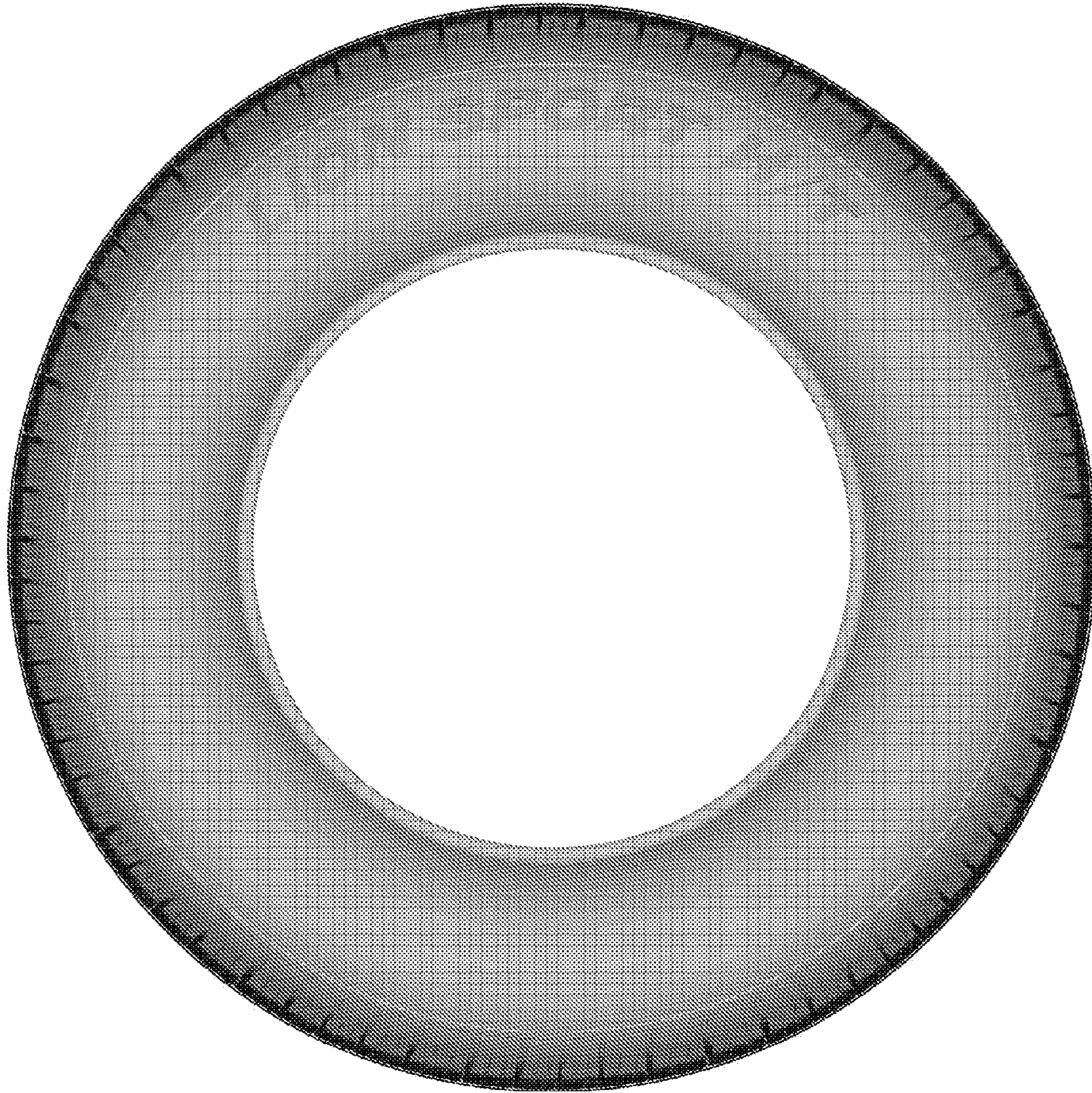


FIG. 4

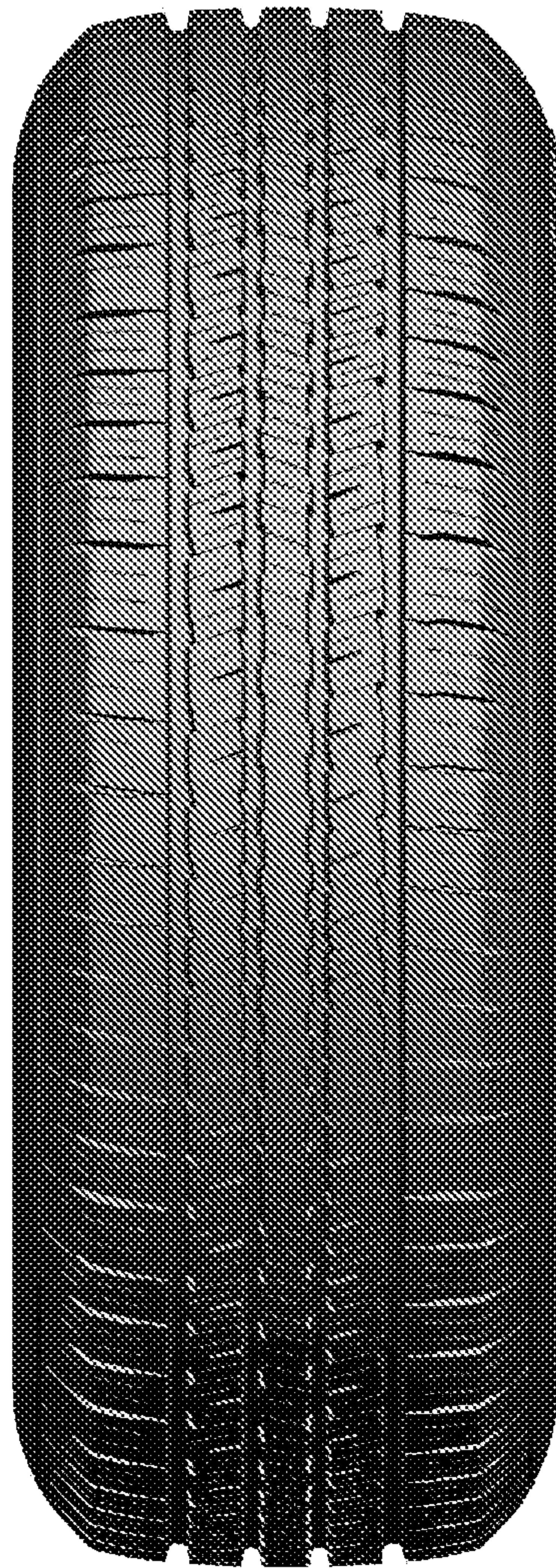


FIG. 5

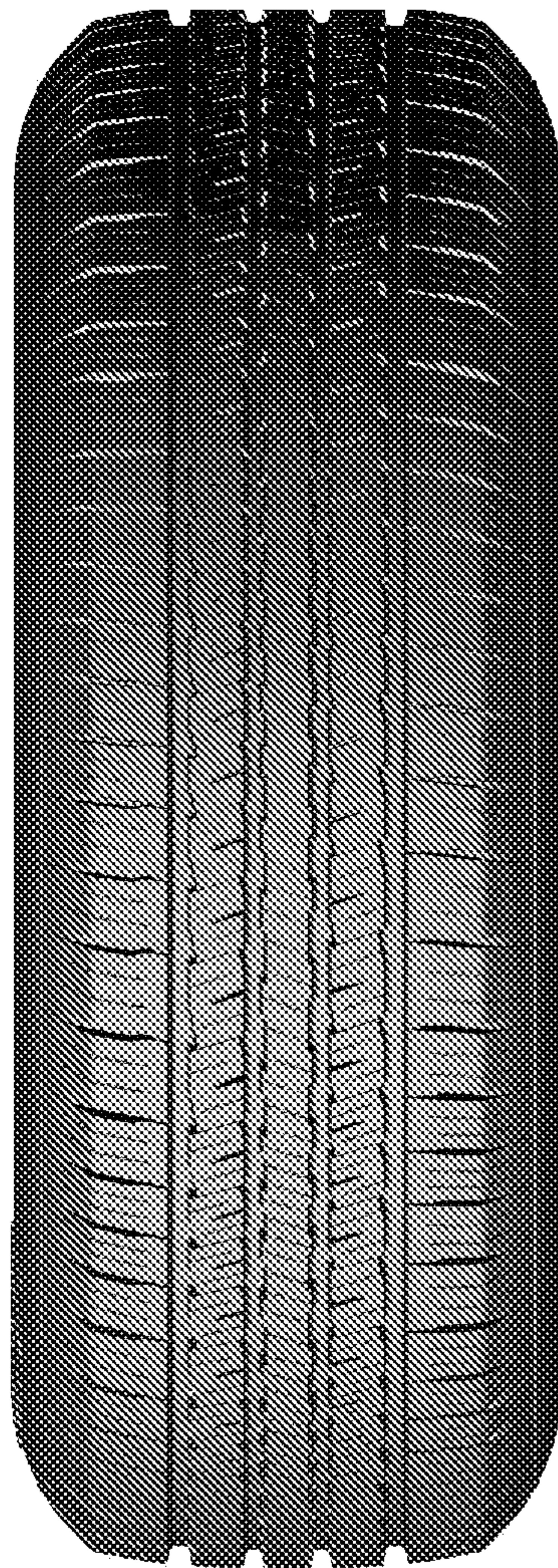


FIG. 6



FIG. 7



FIG. 8