



US00D755700S

(12) **United States Design Patent**
Tanaka

(10) **Patent No.:** **US D755,700 S**

(45) **Date of Patent:** **** May 10, 2016**

(54) **WHEEL FOR AN AUTOMOBILE**

(71) Applicant: **WORK CO., LTD.**, Higashiosaka-shi (JP)

(72) Inventor: **Takeshi Tanaka**, Higashiosaka (JP)

(73) Assignee: **WORK CO., LTD.**, Higashiosaka-shi (JP)

(**) Term: **14 Years**

(21) Appl. No.: **29/480,128**

(22) Filed: **Jan. 23, 2014**

(30) **Foreign Application Priority Data**

Jul. 24, 2013 (JP) D2013-016774

(51) **LOC (10) Cl.** **12-16**

(52) **U.S. Cl.**
USPC **D12/213**

(58) **Field of Classification Search**
USPC D12/204–213
CPC B60B 7/00; B60B 7/02; B60B 7/04;
B60B 7/01; B60B 7/06; B60B 3/02; B60B
3/04; B60B 3/06; B60B 3/10; B60B 1/00;
B60B 1/08; B60B 1/10; B60B 1/12
See application file for complete search history.

(56) **References Cited**

U.S. PATENT DOCUMENTS

D423,441 S	*	4/2000	Bildhaeuser	D12/209
D432,970 S	*	10/2000	Pfeiffer	D12/209
D453,131 S	*	1/2002	Gabath	D12/209
D461,153 S	*	8/2002	Koyama	D12/209

D465,758 S	*	11/2002	Plessing	D12/211
D480,673 S	*	10/2003	Bhambra	D12/209
D513,219 S	*	12/2005	Sinkwitz	D12/209
D516,484 S	*	3/2006	Koch	D12/209
D523,798 S	*	6/2006	Szavits	D12/209
D550,598 S	*	9/2007	Schaefer	D12/209
D568,224 S	*	5/2008	Szavits	D12/209
D576,533 S	*	9/2008	Gallert	D12/209
D620,866 S	*	8/2010	Blasi	D12/209

* cited by examiner

Primary Examiner — Stacia Cadmus

(74) *Attorney, Agent, or Firm* — Kratz, Quintos & Hanson, LLP

(57) **CLAIM**

The ornamental design for wheel for an automobile, as shown and described.

DESCRIPTION

FIG. 1 is a front view of the wheel for an automobile according to the claimed design;
FIG. 2 is a back view thereof;
FIG. 3 is a right side view thereof;
FIG. 4 is a left side view thereof;
FIG. 5 is a top plan view thereof;
FIG. 6 is a bottom plan view thereof;
FIG. 7 is a sectional view taken along line 7-7 of FIG. 1;
FIG. 8 is an enlarged front view taken along 8-8 of FIG. 1; and,
FIG. 9 is an enlarged sectional view taken along 9-9 of FIG. 7.

The broken line showing of wheel portions, rim portions, and spoke portions is included for the purpose of illustrating environmental structures and forms no part of the claimed design.

1 Claim, 9 Drawing Sheets

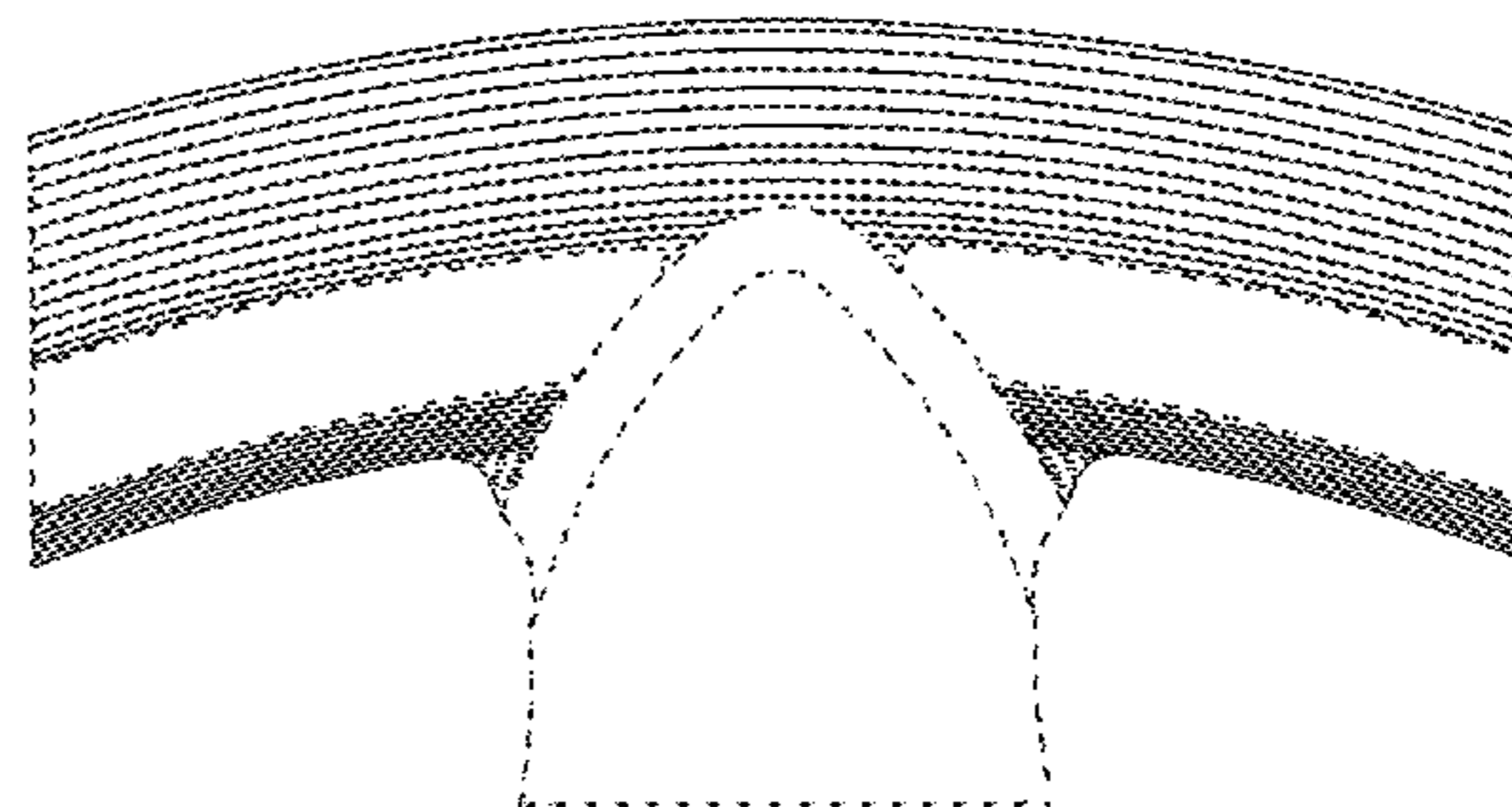
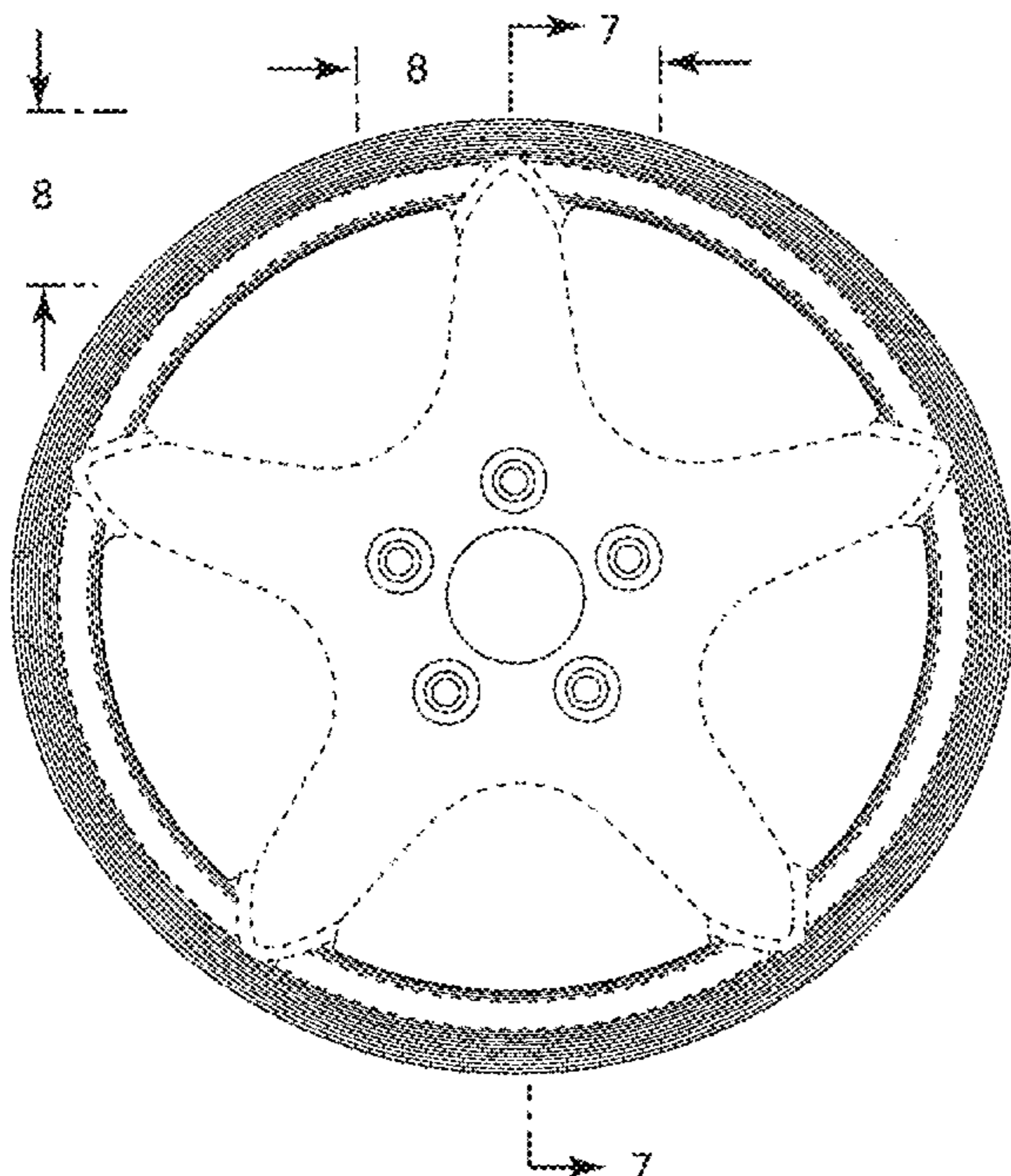


FIG. 1

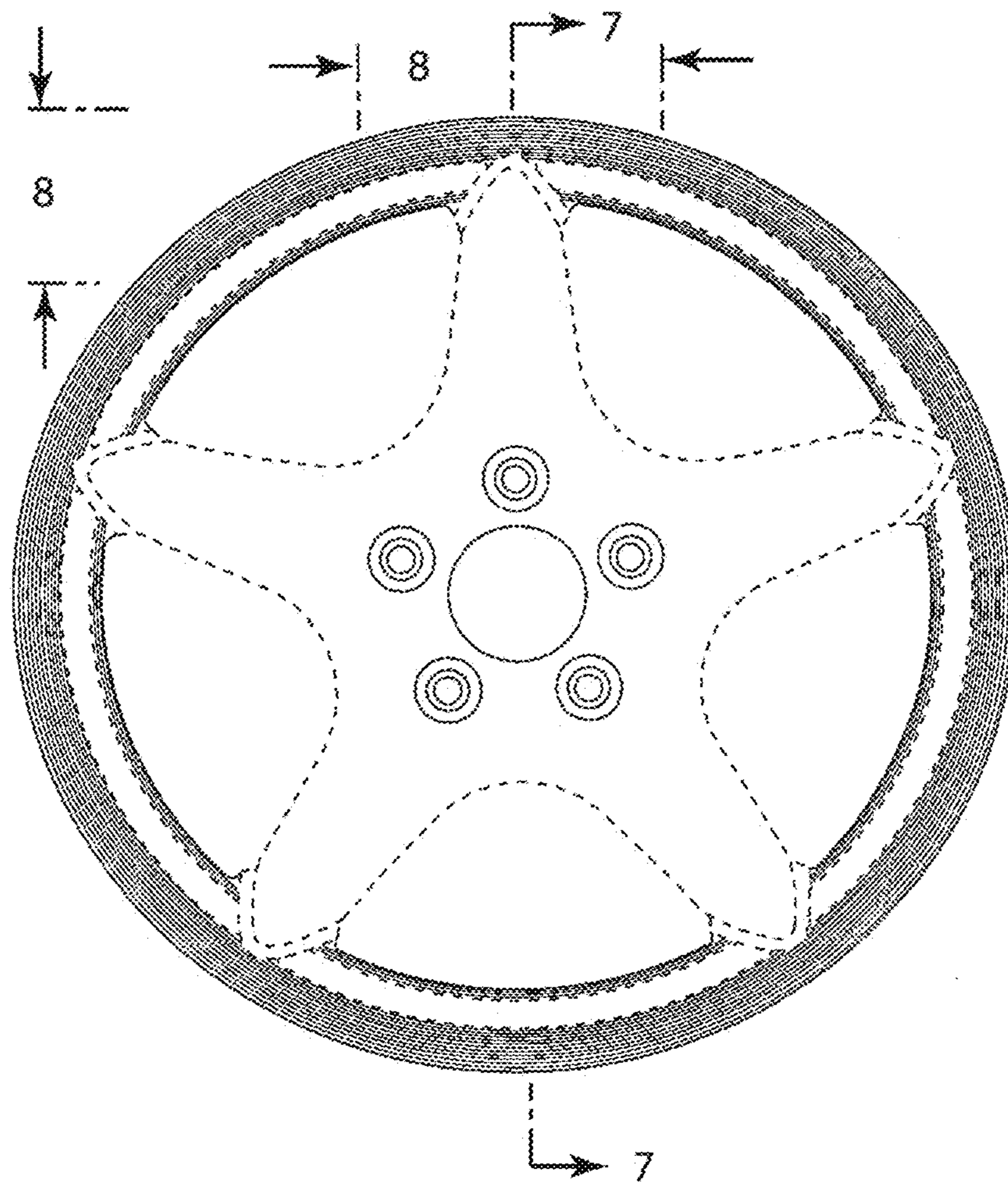


FIG. 2

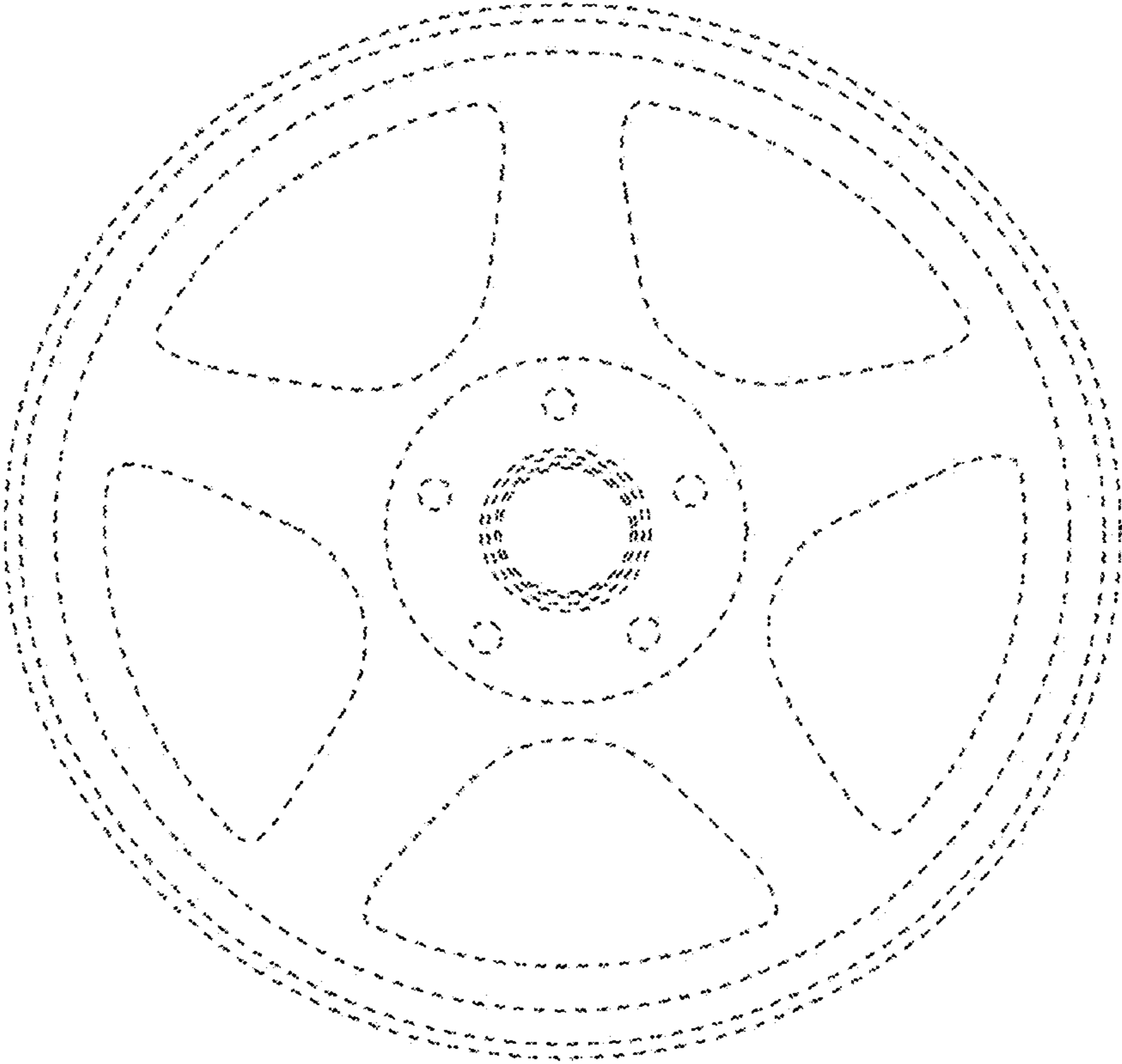


FIG. 3




FIG. 4




FIG. 5




FIG. 6




FIG. 7

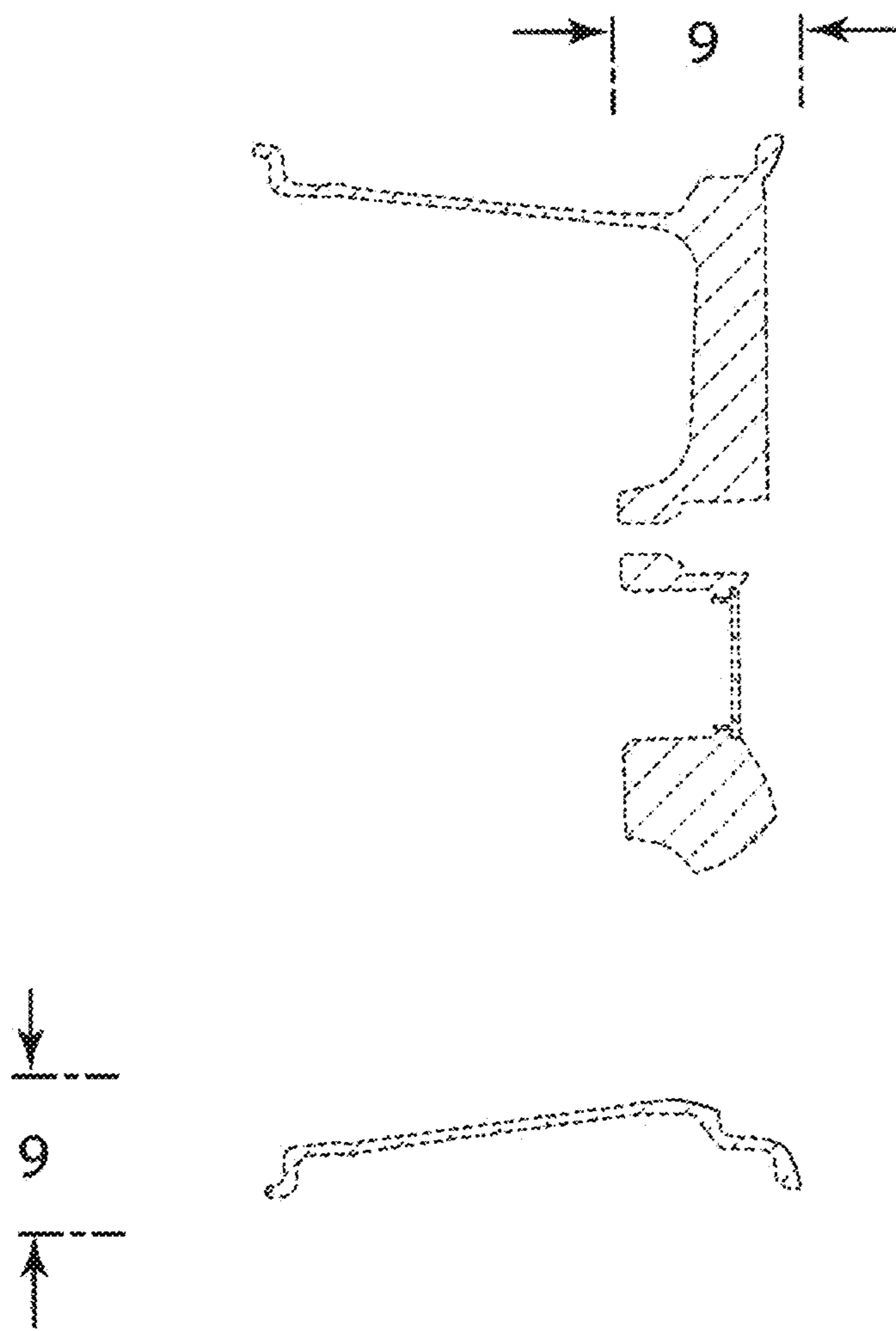


FIG. 8

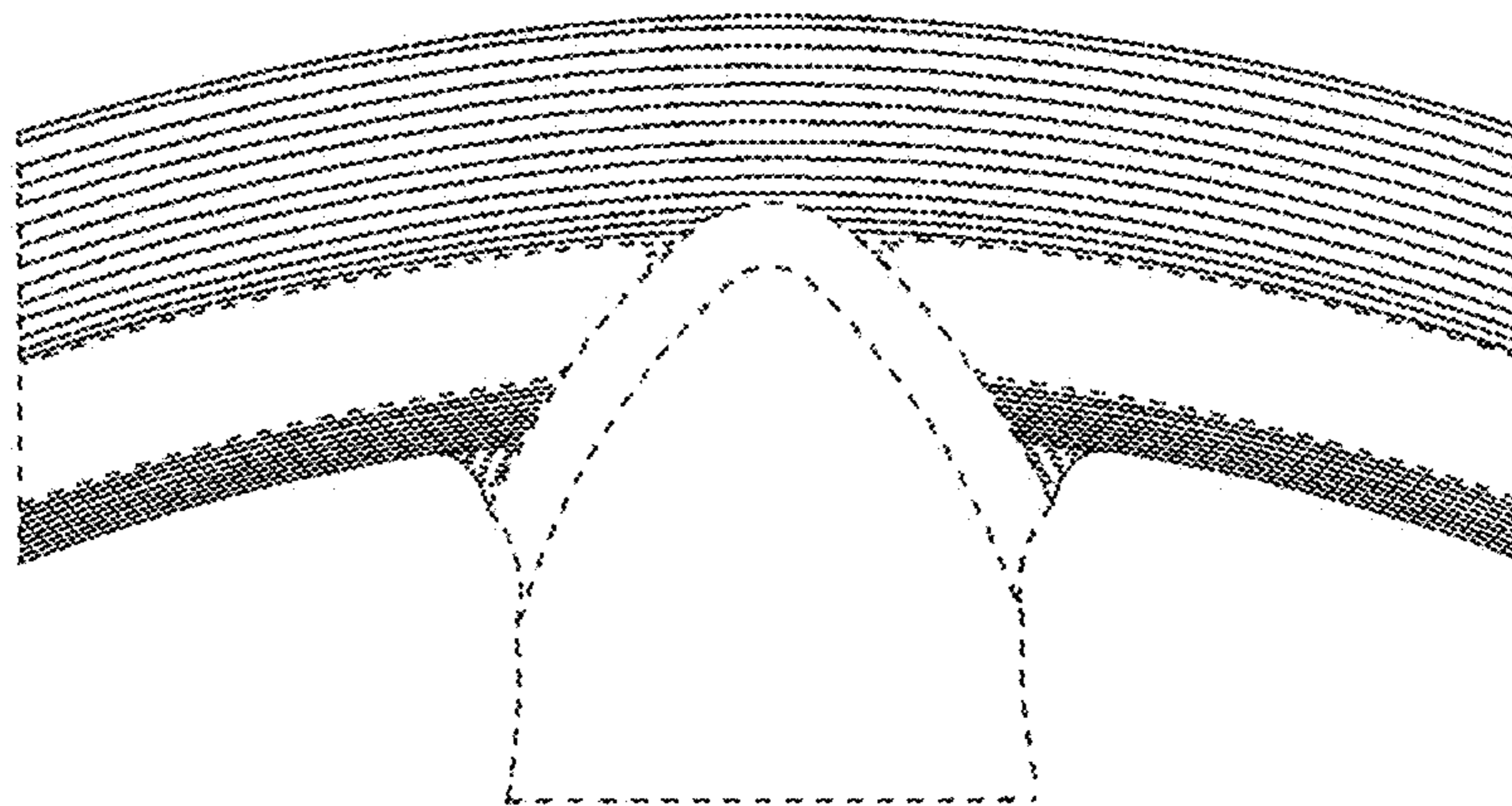


FIG. 9

