



US00D755698S

(12) **United States Design Patent**
Tirado

(10) **Patent No.:** **US D755,698 S**
(45) **Date of Patent:** **** May 10, 2016**

(54) **FRONT FACE OF VEHICLE WHEEL**

(71) Applicant: **Diablo Racing, Inc.**, Baldwin Park, CA
(US)

(72) Inventor: **Mark Tirado**, Huntington Beach, CA
(US)

(**) Term: **15 Years**

(21) Appl. No.: **29/539,699**

(22) Filed: **Sep. 16, 2015**

(51) **LOC (10) Cl.** **12-16**

(52) **U.S. Cl.**
USPC **D12/209**

(58) **Field of Classification Search**
USPC D12/204–213
CPC B60B 7/00; B60B 7/02; B60B 7/04;
B60B 7/01; B60B 7/06; B60B 3/02; B60B
3/04; B60B 3/06; B60B 3/10; B60B 1/00;
B60B 1/08; B60B 1/10; B60B 1/12
See application file for complete search history.

(56) **References Cited**

U.S. PATENT DOCUMENTS

| | | | | |
|--------------|--------|----------|-------|---------|
| D412,480 S * | 8/1999 | Hussaini | | D12/209 |
| D420,320 S * | 2/2000 | Khoury | | D12/209 |
| D471,502 S * | 3/2003 | McMath | | D12/209 |
| D474,439 S * | 5/2003 | McMath | | D12/209 |

| | | | | |
|--------------|---------|--------------|-------|---------|
| D479,174 S * | 9/2003 | McMath | | D12/209 |
| D493,403 S * | 7/2004 | Kataoka | | D12/209 |
| D496,622 S * | 9/2004 | Cheng | | D12/209 |
| D500,723 S * | 1/2005 | Alimchandani | | D12/209 |
| D528,493 S * | 9/2006 | Stacy | | D12/209 |
| D533,495 S * | 12/2006 | Arora | | D12/209 |
| D567,735 S * | 4/2008 | Young | | D12/209 |
| D592,579 S * | 5/2009 | Tirado | | D12/209 |
| D624,861 S * | 10/2010 | Zhao | | D12/209 |
| D627,699 S * | 11/2010 | George | | D12/209 |
| D695,669 S * | 12/2013 | Pollmann | | D12/209 |
| D719,892 S * | 12/2014 | Hodges | | D12/209 |
| D732,451 S * | 6/2015 | Xiong | | D12/209 |
| D740,195 S * | 10/2015 | Perini | | D12/209 |

* cited by examiner

Primary Examiner — Stacia Cadmus

(74) *Attorney, Agent, or Firm* — The Law Office of Austin Bonderer, PC; Austin Bonderer

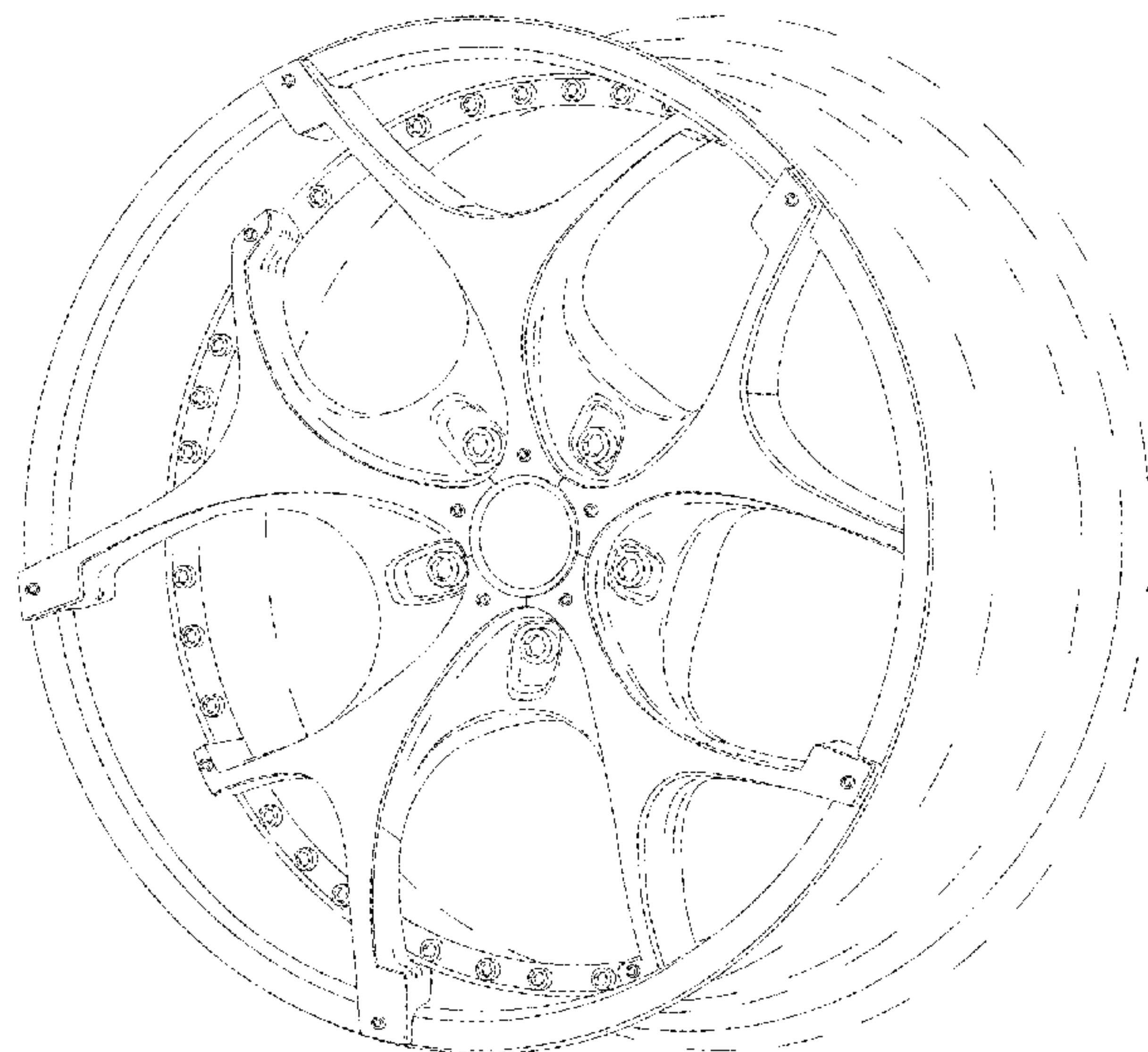

(57) **CLAIM**

The ornamental design for front face of vehicle wheel, as shown and described.

DESCRIPTION

FIG. 1 is a front view of the front face of vehicle wheel according to the present invention; and, FIG. 2 is front perspective view thereof. The broken line showing of the rear of the wheel in FIG. 2 is included for the purpose of illustrating environment and forms no part of the claimed design.

1 Claim, 1 Drawing Sheet



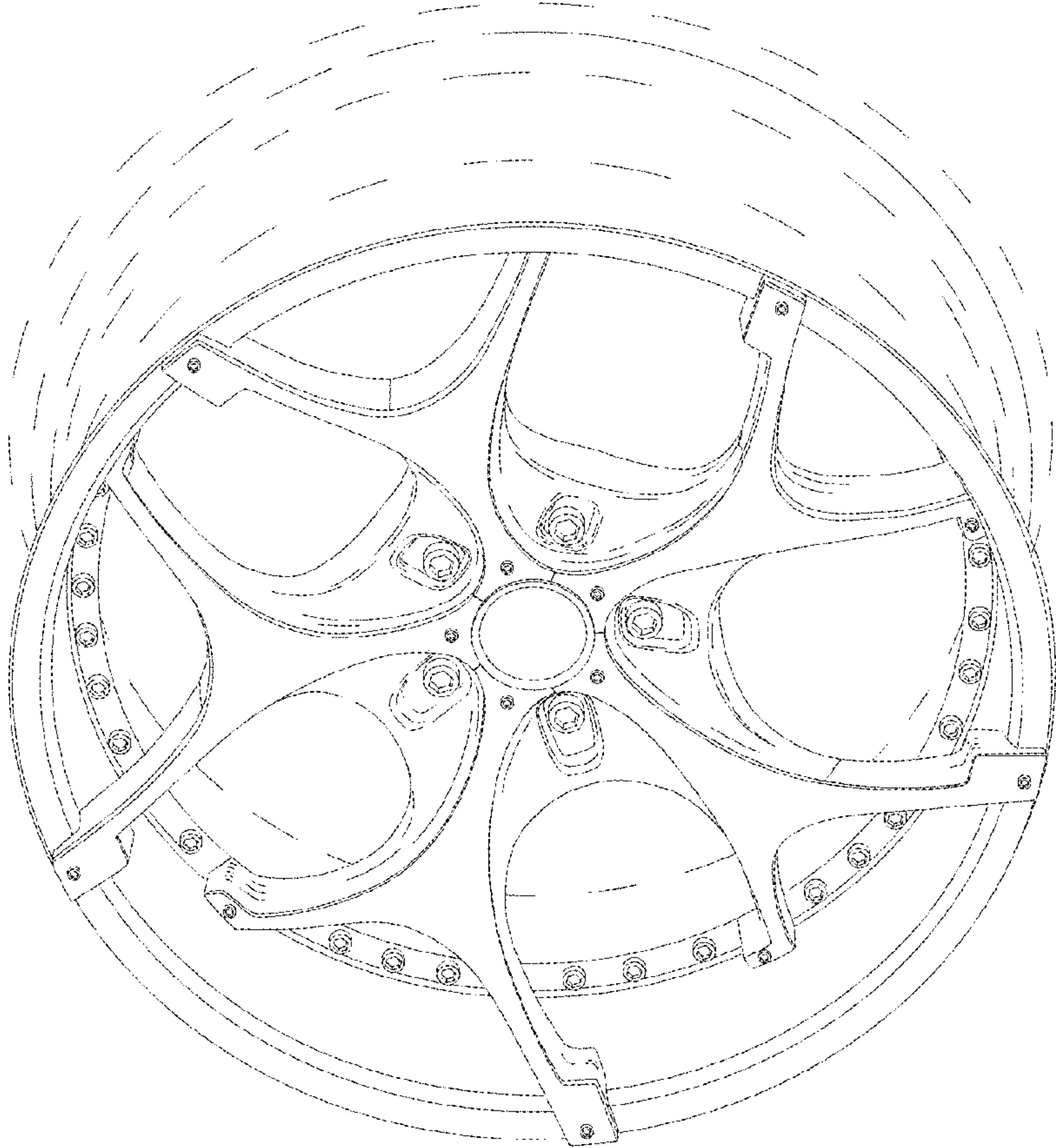


Fig. 2




Fig. 1