



US00D755688S

(12) **United States Design Patent**  
**Sato et al.**

(10) **Patent No.:** **US D755,688 S**  
(45) **Date of Patent:** **\*\* May 10, 2016**

(54) **REAR BUMPER FOR AN AUTOMOBILE**

(71) Applicants: **Jinichi Sato**, Saitama (JP); **Ken Iwasaki**, Hachiouji (JP)

(72) Inventors: **Jinichi Sato**, Saitama (JP); **Ken Iwasaki**, Hachiouji (JP)

(73) Assignee: **Toyota Jidosha Kabushiki Kaisha**, Toyota-shi, Aichi-ken (JP)

(\*\*) Term: **14 Years**

(21) Appl. No.: **29/506,670**

(22) Filed: **Oct. 17, 2014**

(51) **LOC (10) Cl.** ..... **12-16**

(52) **U.S. Cl.**  
USPC ..... **D12/169**

(58) **Field of Classification Search**  
USPC ..... D12/169, 216, 90-92, 86, 171, 196,  
D12/163; 293/102, 113, 115, 117, 120;  
296/180.1, 180.2

CPC . B60R 19/52; B60R 2019/25; B62D 25/0845  
See application file for complete search history.

(56) **References Cited**

**U.S. PATENT DOCUMENTS**

D603,764 S	*	11/2009	Youn	.....	D12/169
D603,765 S	*	11/2009	Youn	.....	D12/169
D677,201 S	*	3/2013	Hamilton	.....	D12/169
D721,304 S	*	1/2015	Platto	.....	D12/169

**OTHER PUBLICATIONS**

Netcarshow.com, URL: [http://www.netcarshow.com/toyota/2011-tacoma/1024x768/wallpaper\\_19.htm](http://www.netcarshow.com/toyota/2011-tacoma/1024x768/wallpaper_19.htm); Model: Tacoma; Mfg.: Toyota, Jul. 10, 2014.

Netcarshow.com, URL: [http://www.netcarshow.com/toyota/2014-tundra/1024x768/wallpaper\\_2d.htm](http://www.netcarshow.com/toyota/2014-tundra/1024x768/wallpaper_2d.htm); Model: Tundra, Mfg.: Toyota, Jul. 10, 2014.

Netcarshow.com, URL: [http://www.netcarshow.com/chevrolet/2015-colorado/1024x768/wallpaper\\_0c.htm](http://www.netcarshow.com/chevrolet/2015-colorado/1024x768/wallpaper_0c.htm); Model: Chevrolet Colorado; Mfg.: General Motors Corp, Jul. 10, 2014.

\* cited by examiner

*Primary Examiner* — Melody N Brown

(74) *Attorney, Agent, or Firm* — Finnegan, Henderson, Farabow, Garrett & Dunner, L.L.P.


(57) **CLAIM**

The ornamental design for a rear bumper for an automobile, as shown and described.

**DESCRIPTION**

FIG. 1 is a front perspective view of a rear bumper for an automobile showing our new design;  
FIG. 2 is a front view thereof;  
FIG. 3 is a rear view thereof;  
FIG. 4 is a left side view thereof;  
FIG. 5 is a right side view thereof;  
FIG. 6 is a bottom view thereof; and,  
FIG. 7 is a top plan view thereof.

**1 Claim, 4 Drawing Sheets**



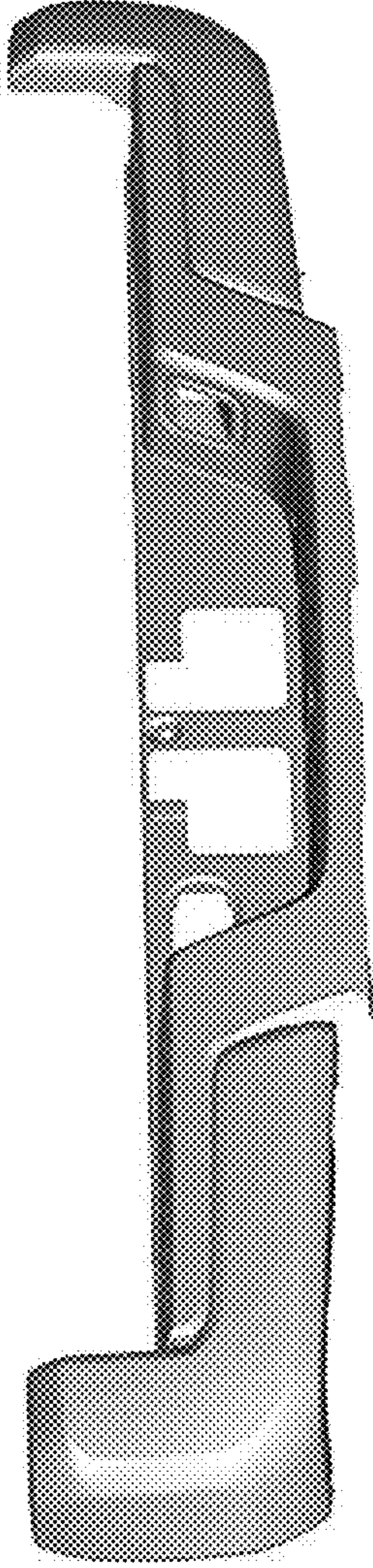




FIG. 1




**FIG. 2**




**FIG. 3**

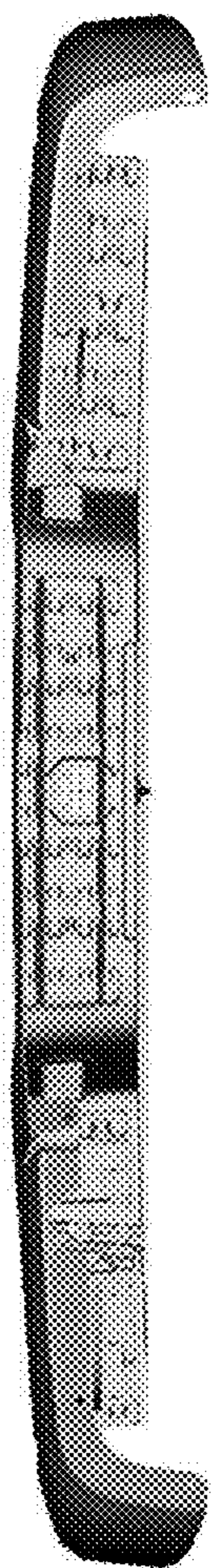





**FIG. 4**



**FIG. 5**



**FIG. 6**



**FIG. 7**