



US00D755670S

(12) **United States Design Patent**
Nicholson

(10) **Patent No.:** **US D755,670 S**

(45) **Date of Patent:** **** May 10, 2016**

(54) **INFLATABLE WORD NOVELTY ITEM**
(71) Applicant: **Lee Nicholson**, Atlanta, GA (US)
(72) Inventor: **Lee Nicholson**, Atlanta, GA (US)

(**) Term: **14 Years**

(21) Appl. No.: **29/504,993**

(22) Filed: **Oct. 10, 2014**

(51) **LOC (10) Cl.** **11-02**

(52) **U.S. Cl.**
USPC **D11/157; D21/440**

(58) **Field of Classification Search**
USPC D11/157, 158, 164, 184; D21/439, 440,
D21/803, 808

CPC A63H 27/10; A63H 3/06; A63H 33/00;
A47G 33/06; G09F 21/10; G09F 21/16
See application file for complete search history.

D521,571 S *	5/2006	Phillips	D11/131
D535,583 S *	1/2007	Phillips	D11/131
D536,745 S *	2/2007	Barton	D21/440
D537,128 S *	2/2007	Barton	D21/439
D575,353 S *	8/2008	Barton	D21/440
D577,391 S *	9/2008	Barton	D21/440
D666,520 S *	9/2012	Schmidt	D11/81
D696,359 S *	12/2013	Niskanen	D11/158
D708,094 S *	7/2014	Dubow	D11/157
D717,871 S *	11/2014	Wamble	D20/12
2006/0057930 A1 *	3/2006	Rozenberg	A63H 27/10 446/220

* cited by examiner

Primary Examiner — John Windmuller

Assistant Examiner — Steven Czyz

(74) *Attorney, Agent, or Firm* — Jones IP Law, LLC; Dennis W. Jones

(57) **CLAIM**

The ornamental design for an inflatable word novelty item, as shown and described.

(56) **References Cited**


U.S. PATENT DOCUMENTS

D240,237 S *	6/1976	McVicker et al.	D11/157
D242,812 S *	12/1976	Plesset	D11/133
D272,611 S *	2/1984	Trujillo	D11/133
D347,031 S *	5/1994	Axtell	D21/440
D360,849 S *	8/1995	Beckett	D11/132
5,573,439 A *	11/1996	Turner	A63H 3/06 446/220
D448,813 S *	10/2001	Perry	D21/440
D457,921 S *	5/2002	Perry	D11/125
D458,649 S *	6/2002	Perry	D11/125
D458,650 S *	6/2002	Perry	D11/125
D458,974 S *	6/2002	Perry	D11/184
D489,419 S *	5/2004	Pomroy	D21/439

DESCRIPTION

FIG. 1 is a front perspective view of an inflatable word novelty item;
FIG. 2 is a front elevation view thereof;
FIG. 3 is a rear elevation view thereof;
FIG. 4 is a top plan view thereof;
FIG. 5 is a bottom plan view thereof;
FIG. 6 is a right side elevation view thereof; and,
FIG. 7 is a left side elevation view thereof.
The broken lines depict portions of the article that form no part of the claimed design.

1 Claim, 4 Drawing Sheets






Fig. 1




Fig. 2




Fig. 3

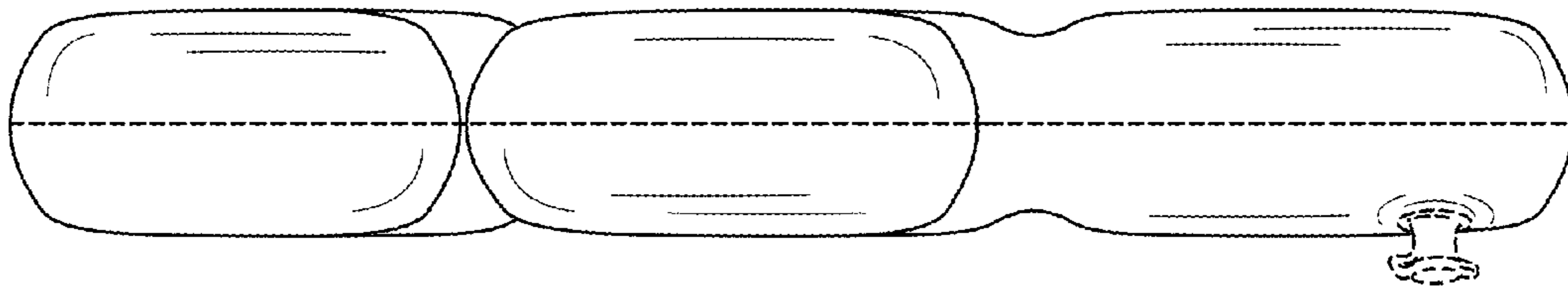


Fig. 4

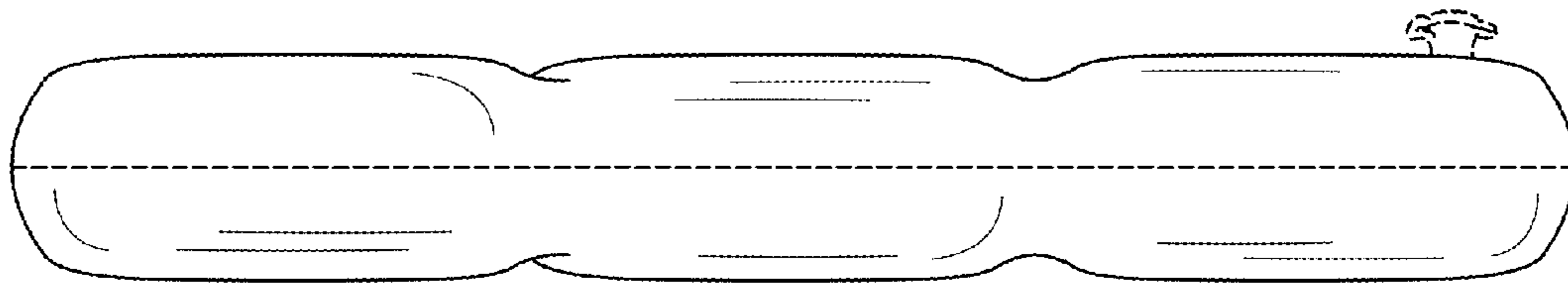


Fig. 5

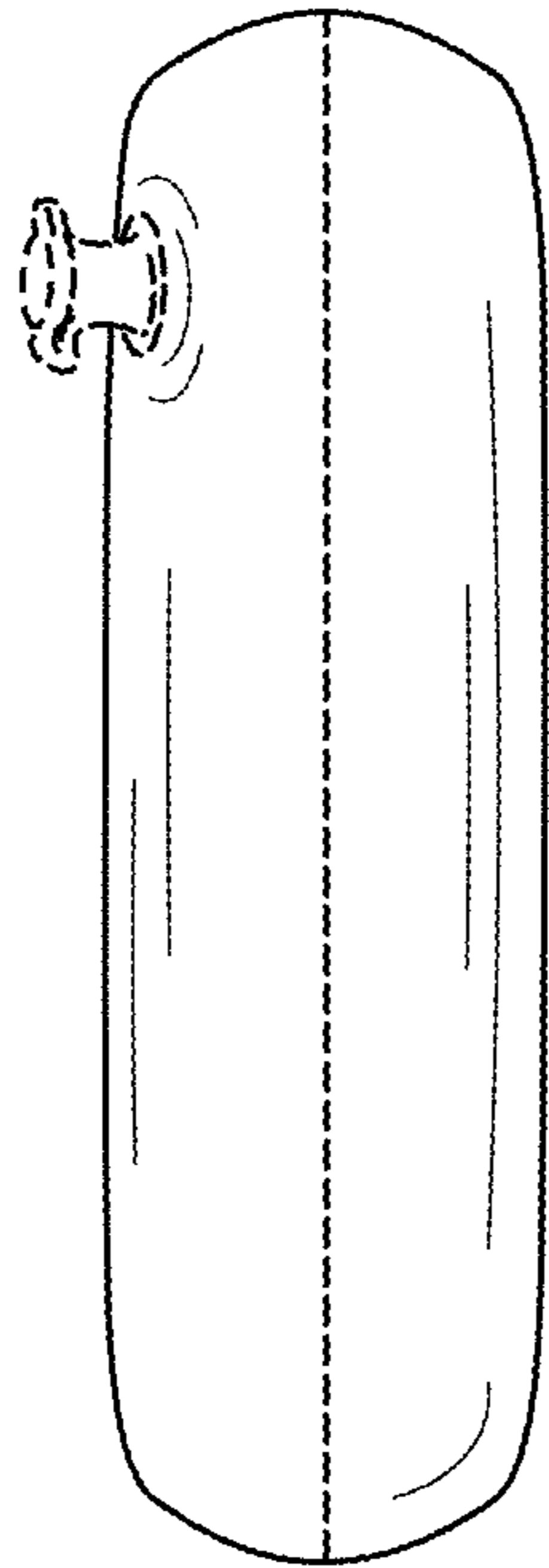


Fig. 6

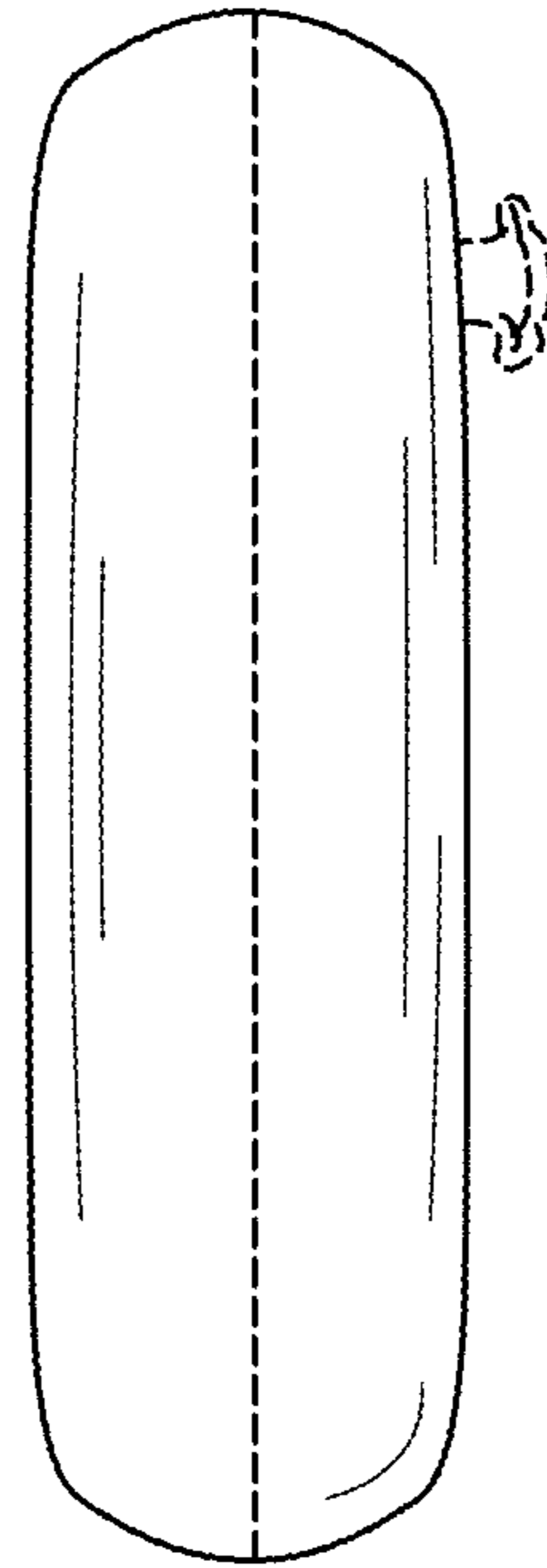


Fig. 7