



US00D755669S

(12) **United States Design Patent**
Greczanik et al.

(10) **Patent No.:** **US D755,669 S**
(45) **Date of Patent:** **** May 10, 2016**

- (54) **PLAQUE AWARD**
- (71) Applicants: **Vincent Greczanik**, Norton, OH (US);
Mike Oister, Moon Township, PA (US);
Scott Vollmer, Akron, OH (US)
- (72) Inventors: **Vincent Greczanik**, Norton, OH (US);
Mike Oister, Moon Township, PA (US);
Scott Vollmer, Akron, OH (US)
- (73) Assignee: **Invent Now, Inc.**, North Canton, OH (US)
- (**) Term: **14 Years**

D346,761 S *	5/1994	Milam	D11/132
D365,535 S *	12/1995	Muckler	D11/132
D370,429 S *	6/1996	Taylor	D11/132
D384,304 S *	9/1997	Sheldon	D11/132
D388,077 S *	12/1997	Starck	D14/126
D437,121 S *	2/2001	Henry et al.	D6/302
D459,566 S *	6/2002	Spencer	D99/17
D488,625 S *	4/2004	Sakaguchi	D6/301
7,170,417 B2 *	1/2007	Gamble	340/628
D545,242 S *	6/2007	Poteet	D11/132
D591,196 S *	4/2009	LaBlanc	D11/132
D640,080 S *	6/2011	Busch	D6/556
D644,955 S *	9/2011	Barton, III	D11/132
D698,279 S *	1/2014	Anastasiadis	D11/132
D722,916 S *	2/2015	Anastasiadis	D11/132
2010/0068422 A1 *	3/2010	Keyes	428/13

* cited by examiner

- (21) Appl. No.: **29/491,056**
- (22) Filed: **May 16, 2014**
- (51) **LOC (10) Cl.** **11-02**
- (52) **U.S. Cl.**
USPC **D11/132**
- (58) **Field of Classification Search**
USPC D11/132, 131, 97; D6/300, 314;
428/542.2, 542.4, 913.3, 7, 13, 14
CPC B44C 5/00; B44C 5/02; A47G 33/06;
B44F 7/00
See application file for complete search history.

Primary Examiner — John Windmuller
Assistant Examiner — Steven Czyz

(74) *Attorney, Agent, or Firm* — Buckingham, Doolittle & Burroughs, LLC

(57) **CLAIM**

We claim the ornamental design for a plaque award, as shown and described.

DESCRIPTION

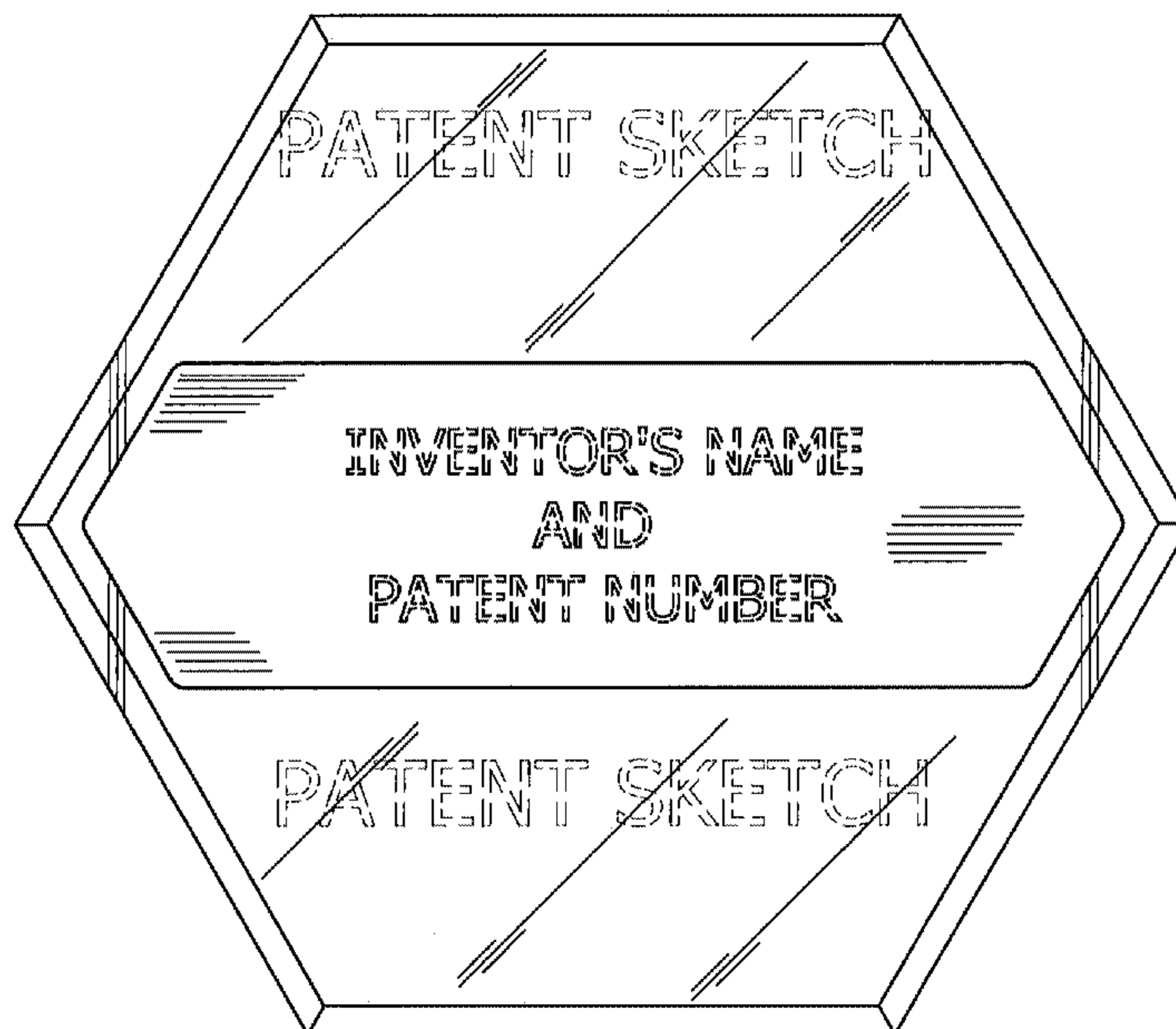
FIG. 1 is a front elevational view of the present invention; FIG. 2 is a rear elevational view of the present invention; FIG. 3 is a side elevational view of the present invention; FIG. 4 is a side elevational view of the present invention; FIG. 5 is a top view of the present invention; FIG. 6 is a bottom view of the present invention; and, FIG. 7 is a perspective view of the present invention. The broken lines depict portions of the article that form no part of the claimed design.

(56) **References Cited**

U.S. PATENT DOCUMENTS

3,715,823 A *	2/1973	Brossard et al.	40/743
D262,611 S *	1/1982	Gonzales et al.	D11/143
D276,143 S *	10/1984	Williams	D11/121
D277,269 S *	1/1985	Williams	D11/121
D321,491 S *	11/1991	Stagl	D11/132
D324,458 S *	3/1992	Roberts	D6/301
D330,525 S *	10/1992	Grindley, Jr.	D11/132

1 Claim, 7 Drawing Sheets



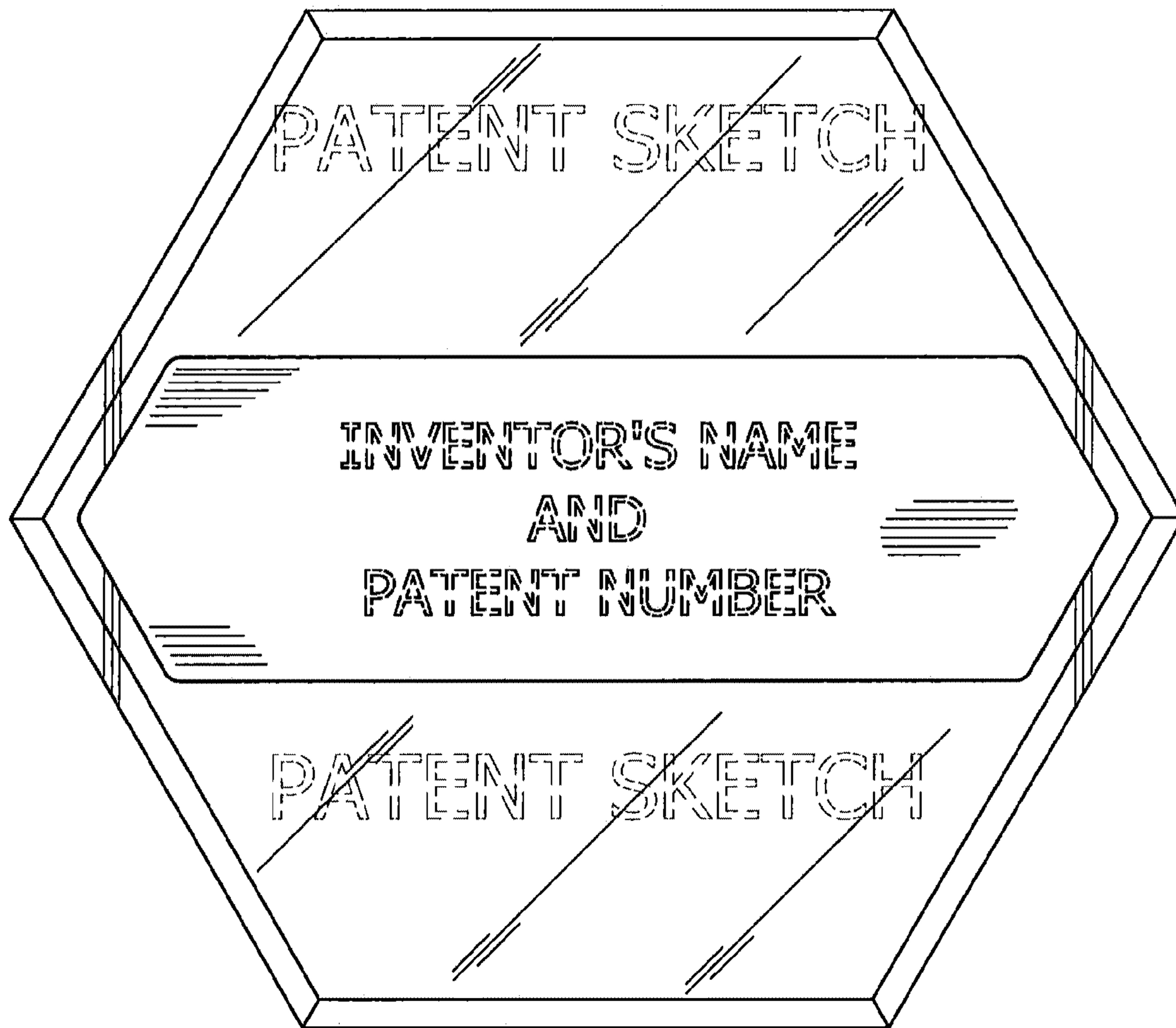


FIG. 1

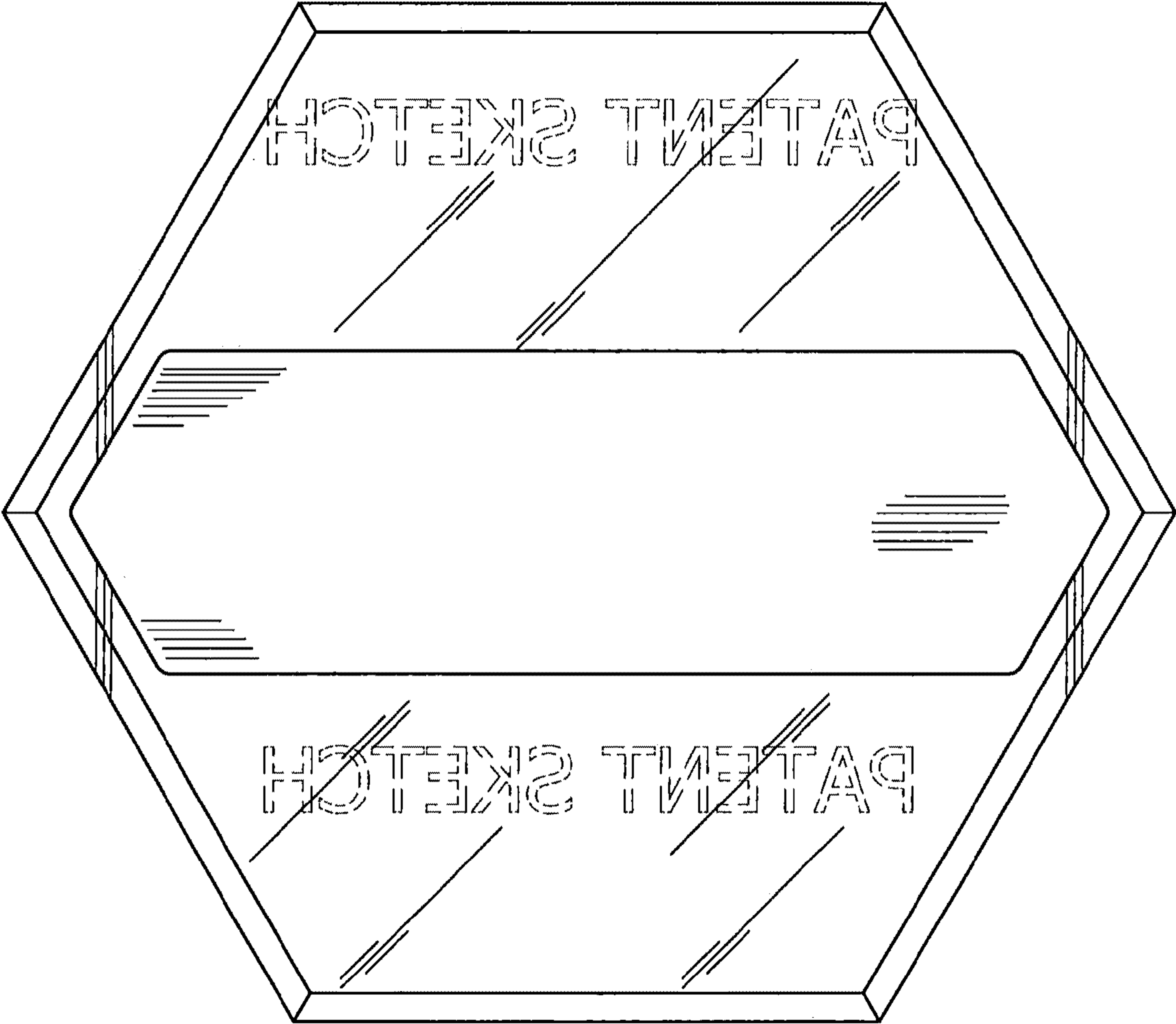


FIG. 2

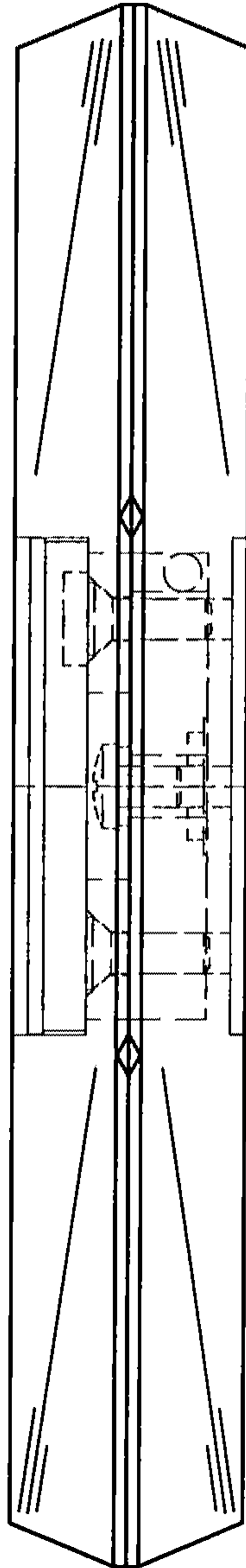


FIG. 3

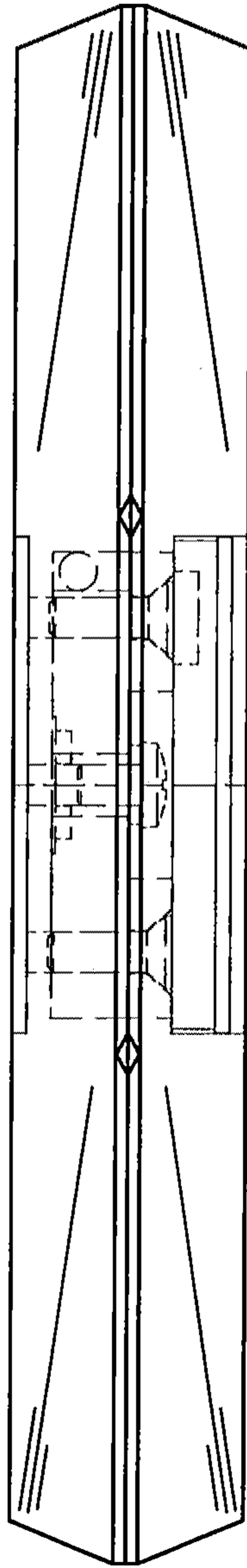


FIG. 4




FIG. 5




FIG. 6

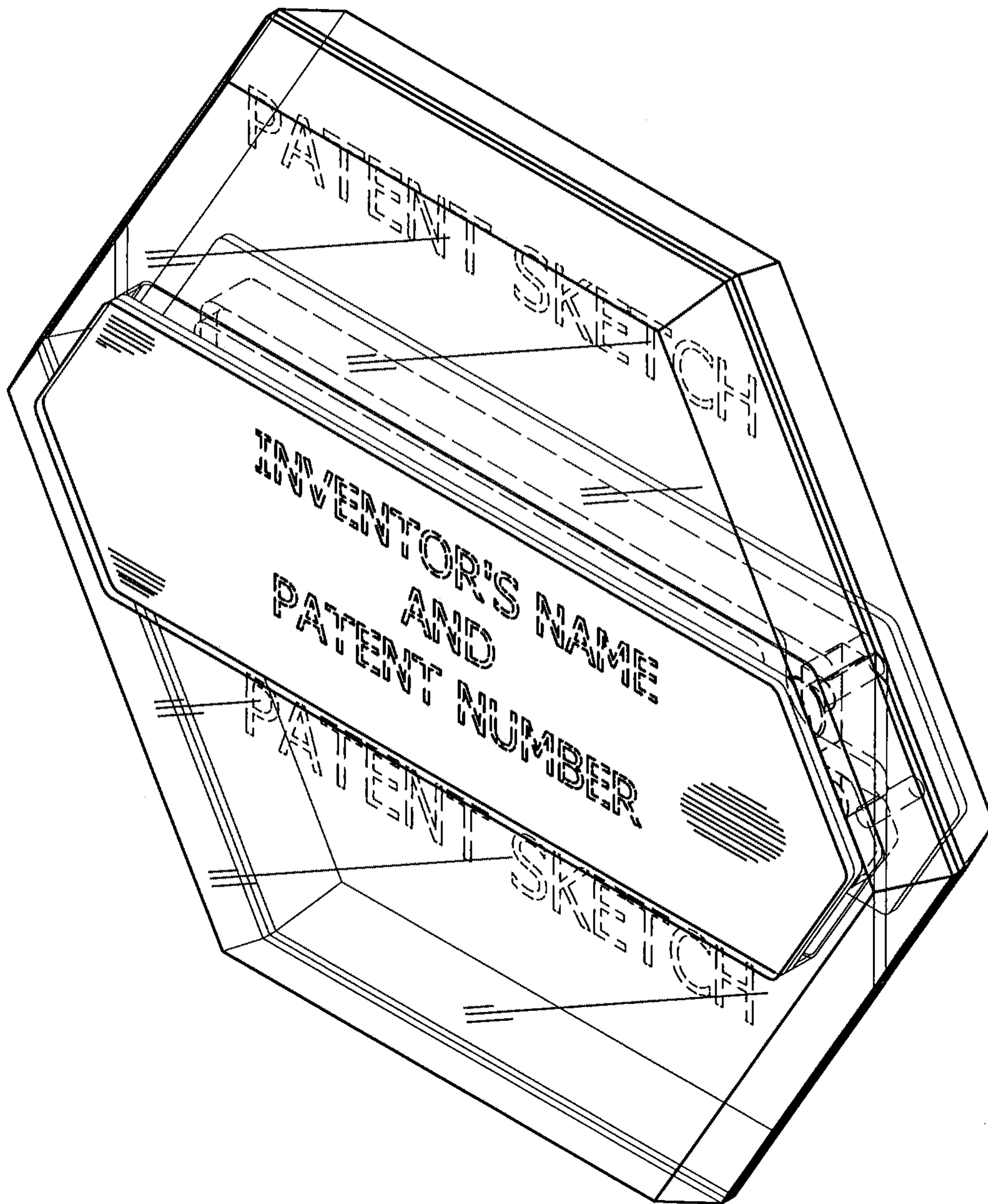


FIG. 7