

US00D755668S

(12) **United States Design Patent**
Nesemann

(10) **Patent No.:** **US D755,668 S**
(45) **Date of Patent:** **** May 10, 2016**

(54) **WREATH**

(71) Applicant: **Patricia Nesemann**, Marysville, CA
(US)

(72) Inventor: **Patricia Nesemann**, Marysville, CA
(US)

(**) Term: **14 Years**

(21) Appl. No.: **29/485,334**

(22) Filed: **Mar. 18, 2014**

(51) **LOC (10) CL.** **11-04**

(52) **U.S. CL.**
USPC **D11/120**

(58) **Field of Classification Search**
USPC D11/117, 120, 121, 125, 130, 131, 132,
D11/133, 157; 428/7, 8, 9, 10, 12, 15, 20,
428/21, 22; D30/155, 160, 199; D1/106,
D1/109, 126, 127
CPC A01G 5/02; A01G 5/04; A41G 1/04;
B44C 5/04; B44C 5/06; A47G 33/08
See application file for complete search history.

(56) **References Cited**

U.S. PATENT DOCUMENTS

D176,830 S *	1/1956	Solomon	D11/120
3,332,787 A *	7/1967	Wagenheim	A47F 5/00
				206/457
D260,863 S *	9/1981	Green	428/10
4,857,333 A *	8/1989	Harold	A01K 13/003
				424/405
D303,727 S *	10/1989	Spanier	D1/106
D303,728 S *	10/1989	Spanier	D1/106
D304,385 S *	11/1989	Spiel	D1/106
D305,951 S *	2/1990	Spiel	D1/106
5,037,679 A *	8/1991	Noble, Jr.	B44C 5/02
				156/63
D340,672 S *	10/1993	Adams	D11/120

D394,414 S *	5/1998	Catalano	D1/199
D409,110 S *	5/1999	Pool	D11/120
D434,543 S *	12/2000	Visakowitz	D1/106
D496,136 S *	9/2004	Byrne	D12/503
D496,137 S *	9/2004	Byrne	D12/503
D510,171 S *	10/2005	Lawrenson	D1/106
D511,228 S *	11/2005	Byrne	D12/503
D512,541 S *	12/2005	Byrne	D30/160
D513,545 S *	1/2006	Byrne	D30/160
D603,127 S *	11/2009	Townsend	D1/106
D603,578 S *	11/2009	Townsend	D1/106
D620,226 S *	7/2010	Adkins	D1/106
D631,636 S *	2/2011	Hague	D1/106
D694,986 S *	12/2013	Endres	D1/106

OTHER PUBLICATIONS

Photographs of Wreath in public use prior to Mar. 15, 2013, pp. 1-5.
Photo of Wreath in public use prior to Sep. 6, 2013.

* cited by examiner

Primary Examiner — Elizabeth J Oswecki

(74) *Attorney, Agent, or Firm* — Renner, Otto, Boisselle & Sklar, LLP

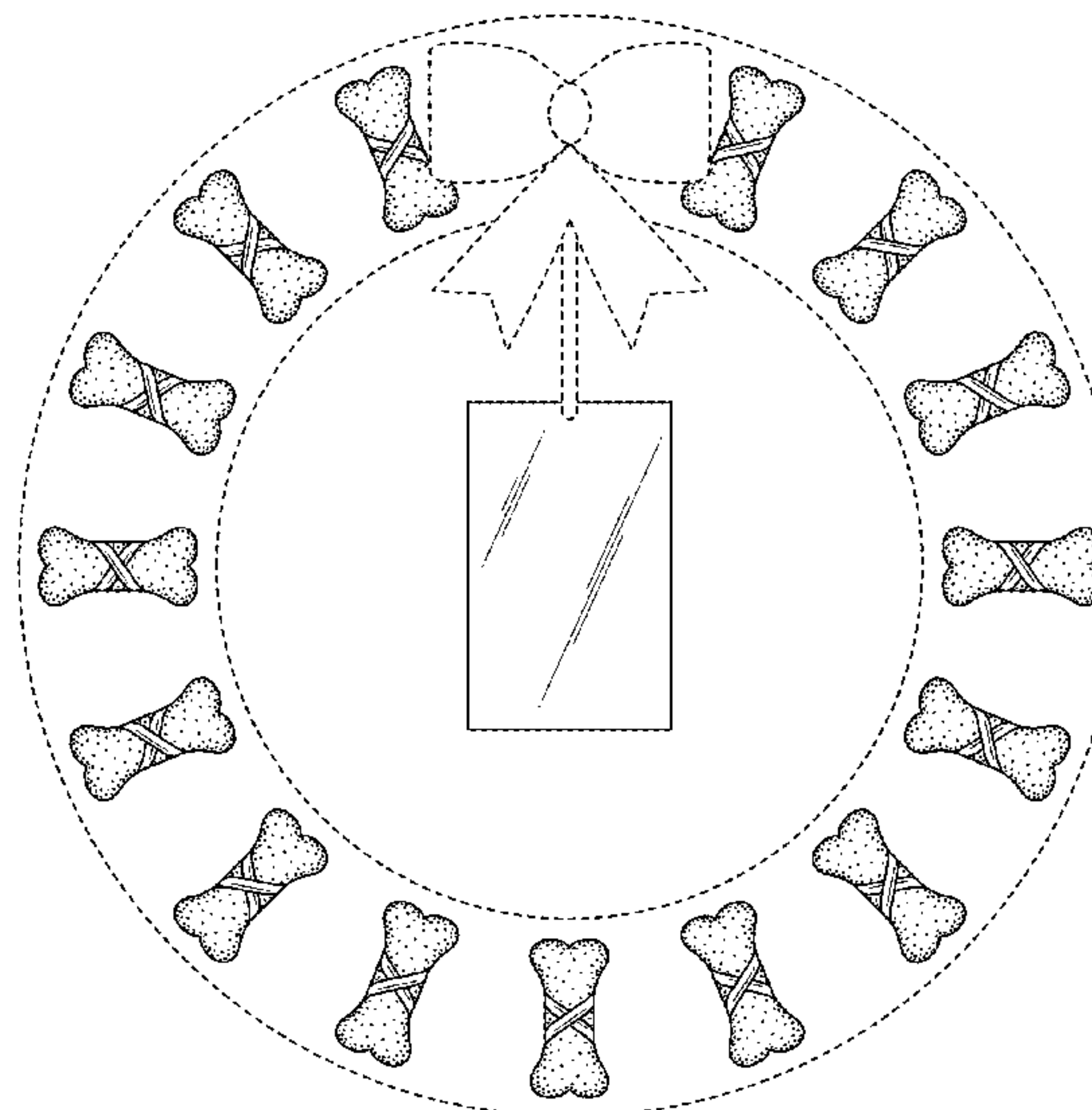
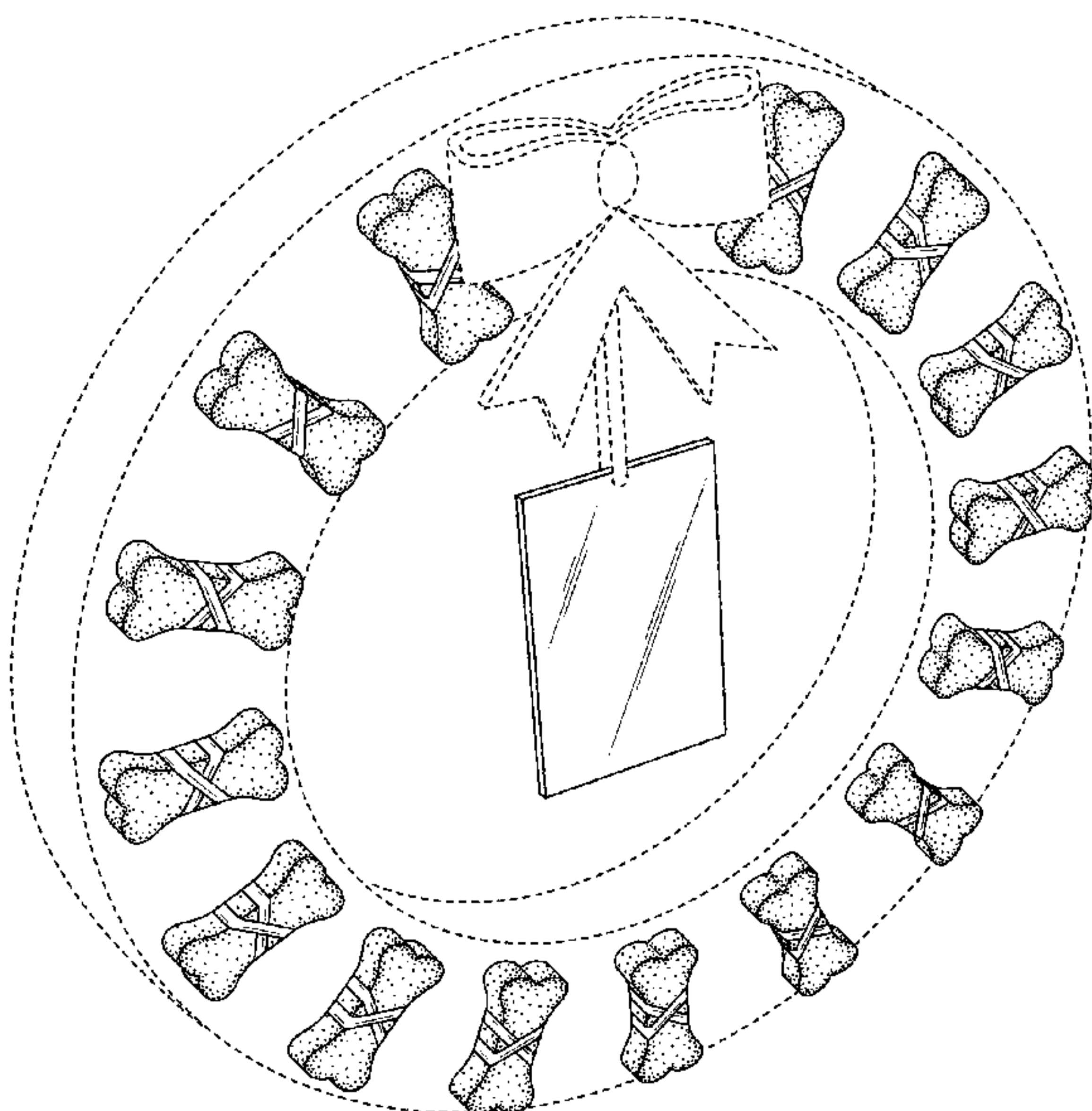
(57) **CLAIM**

The ornamental design for a wreath, as shown and described.

DESCRIPTION

FIG. 1 is a perspective view of a wreath showing my new design;
FIG. 2 is a front view thereof;
FIG. 3 is a rear view thereof;
FIG. 4 is a right side view thereof;
FIG. 5 is a left side view thereof;
FIG. 6 is a top view thereof; and,
FIG. 7 is a bottom view thereof.
The broken lines shown in the drawings represent portions of the wreath that form no part of the claimed design.

1 Claim, 6 Drawing Sheets



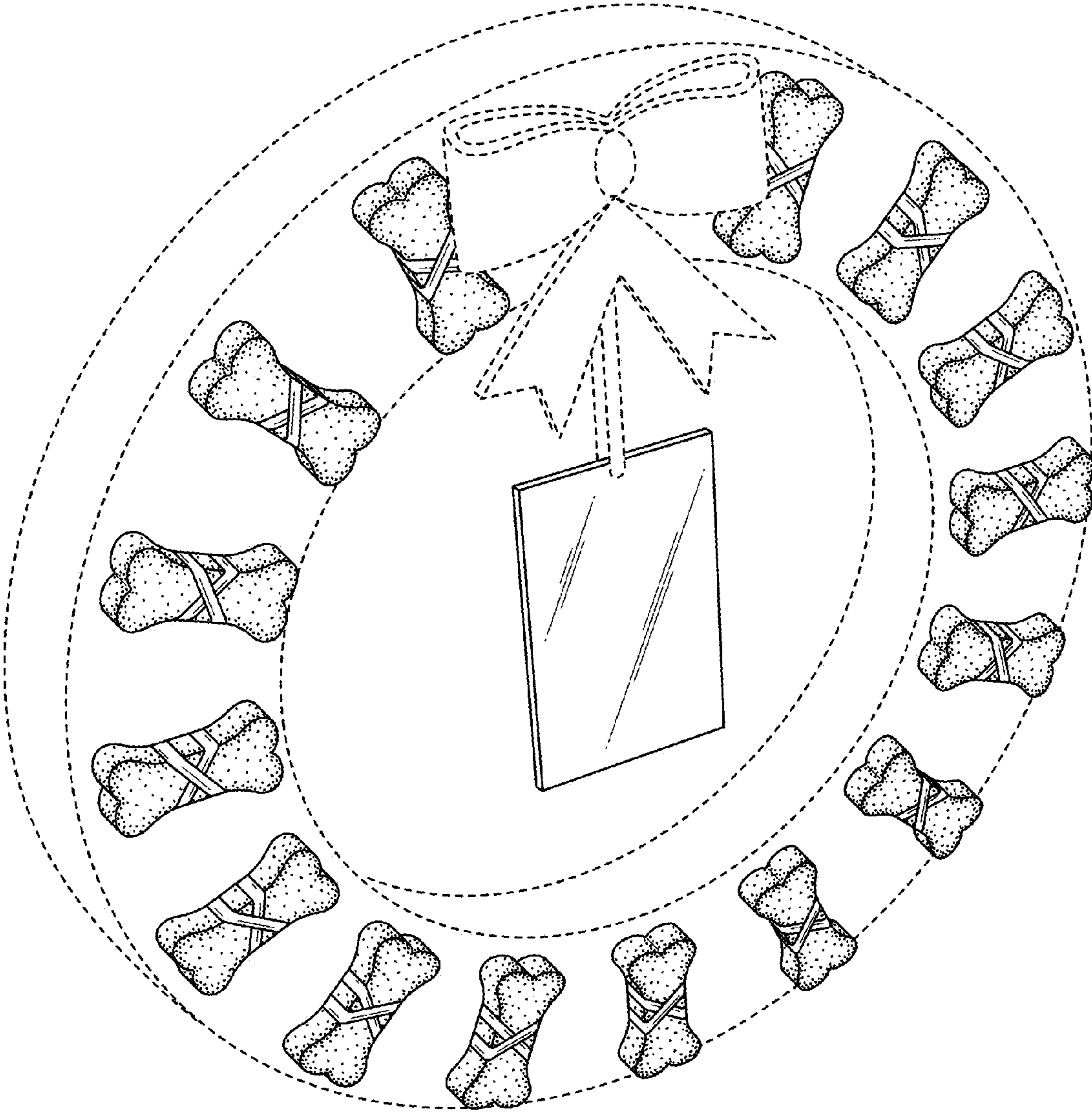


FIG. 1

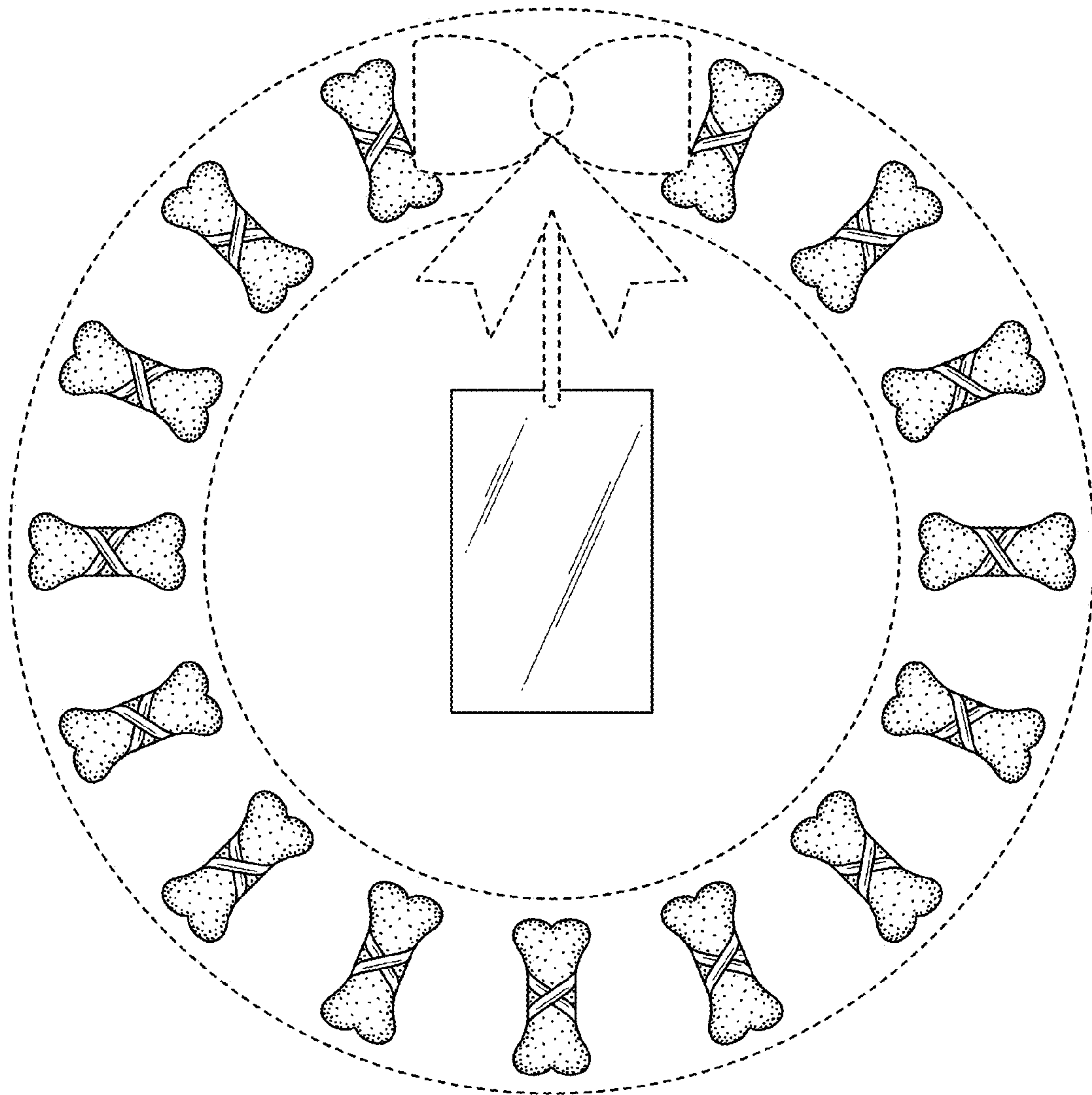


FIG. 2

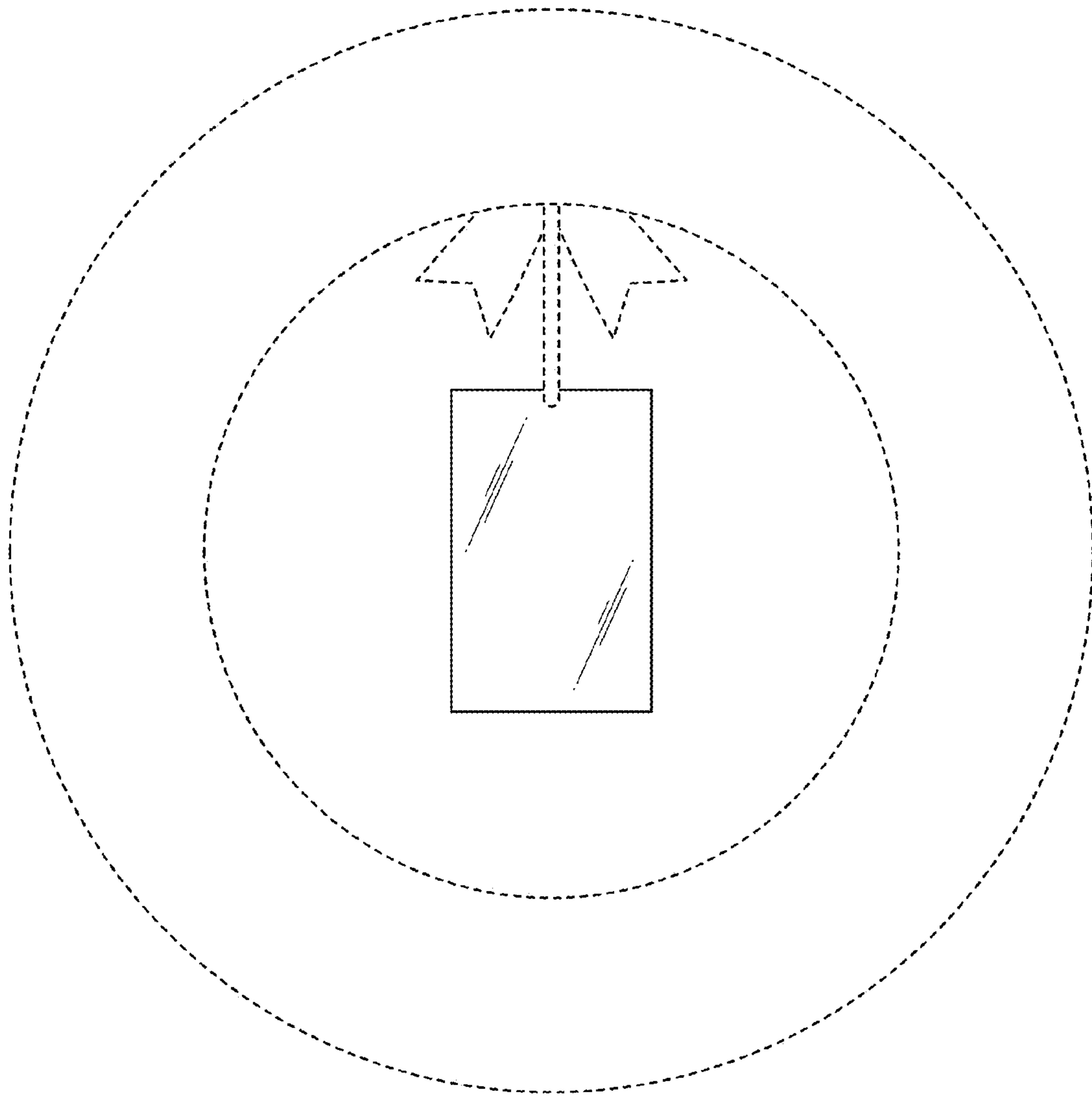


FIG. 3

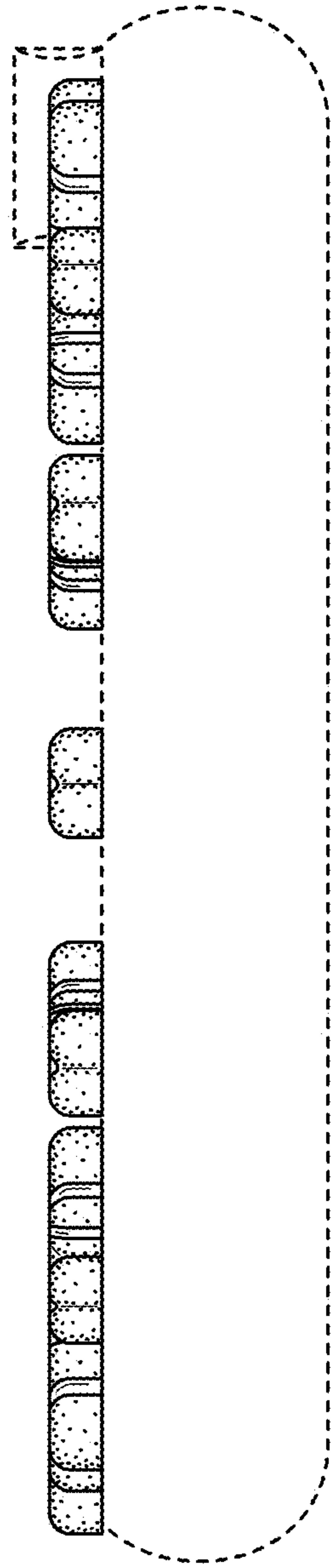


FIG. 4

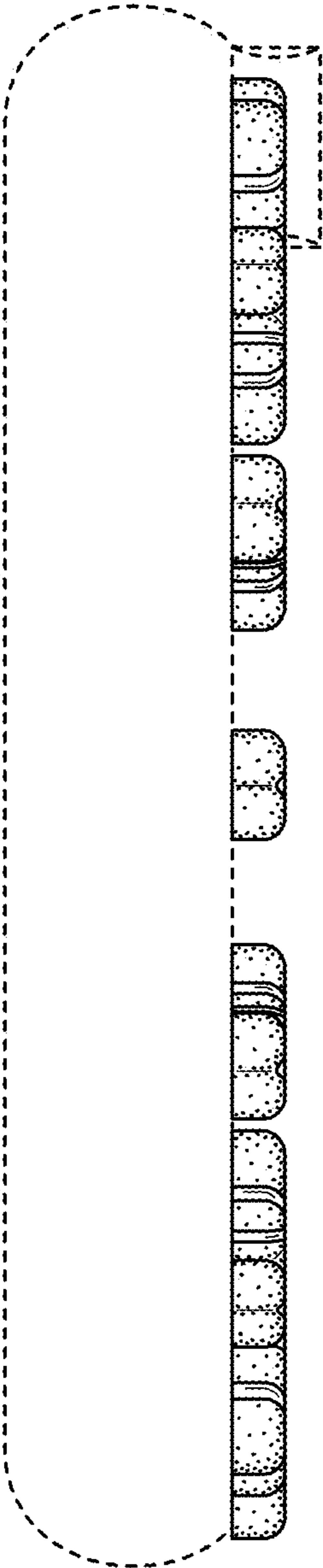


FIG. 5

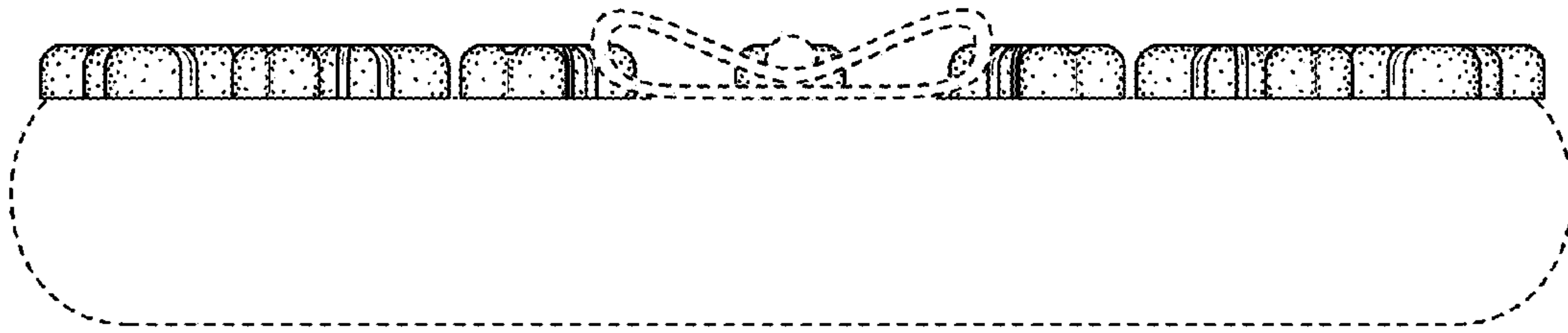


FIG. 6

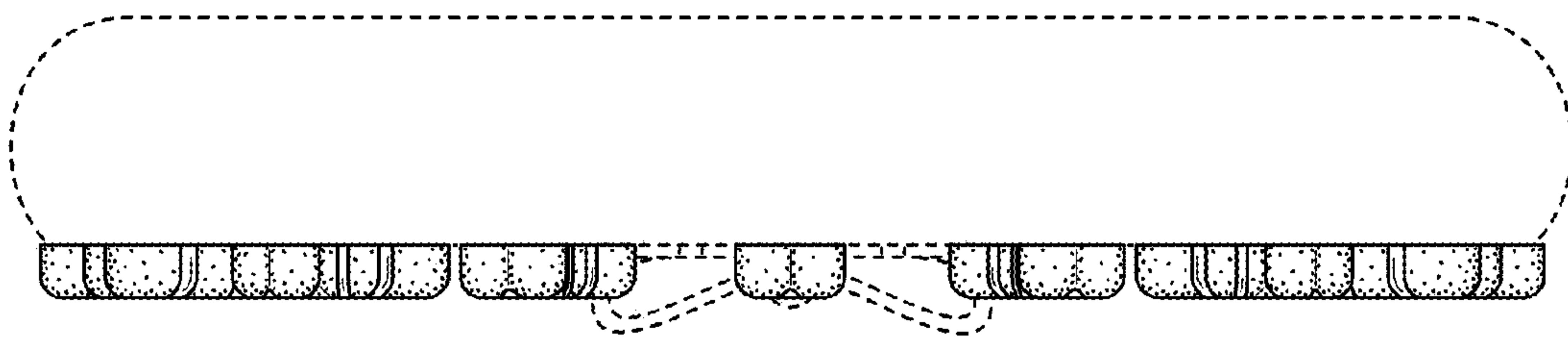


FIG. 7