



US00D755661S

(12) **United States Design Patent**  
**Pollard**

(10) **Patent No.:** **US D755,661 S**

(45) **Date of Patent:** **\*\* May 10, 2016**

(54) **JEWELRY ARTICLE**

(71) Applicant: **Jeanava Pollard**, Port Arthur, TX (US)

(72) Inventor: **Jeanava Pollard**, Port Arthur, TX (US)

(\*\*) Term: **14 Years**

(21) Appl. No.: **29/460,605**

(22) Filed: **Jul. 12, 2013**

(51) **LOC (10) Cl.** ..... **11-01**

(52) **U.S. Cl.**  
USPC ..... **D11/1; D2/976; D3/318; D11/44**

(58) **Field of Classification Search**  
USPC ..... D11/1, 2, 7, 8, 40-43, 46, 47, 48, 61,  
D11/78.1, 79-87, 93, 203; D3/207-211,  
D3/318; 63/1.11, 18-20; D2/976  
See application file for complete search history.

(56) **References Cited**

**U.S. PATENT DOCUMENTS**

D39,614 S *	10/1908	Thompson	.....	D11/116
D96,433 S *	7/1935	Vollman	.....	D11/81
D131,156 S *	1/1942	Cohen	.....	D11/86
D131,474 S *	3/1942	Turnbull	.....	D11/53
D131,620 S *	3/1942	Miller	.....	D11/86
D132,826 S *	6/1942	Zakos	.....	D11/86
D133,466 S *	8/1942	Dennin	.....	D11/61
D134,833 S *	1/1943	Van Den Borre	.....	D11/108
D134,987 S *	2/1943	Zlatohlavek	.....	D11/116
D135,203 S *	3/1943	Hansen	.....	D11/54
D135,391 S *	3/1943	Lent	.....	D11/61
D135,531 S *	4/1943	Valliant	.....	D11/61
D136,466 S *	10/1943	Lee	.....	D11/61
D141,584 S *	6/1945	Barber	.....	D11/58
D230,066 S *	1/1974	Grandy	.....	D11/86
D246,231 S *	11/1977	Cernevski	.....	D11/1
D254,902 S *	5/1980	Jaramillo et al.	.....	D11/61
D292,501 S *	10/1987	Jones	.....	D11/61
D345,519 S *	3/1994	Clement	.....	D10/109.1

(Continued)

*Primary Examiner* — Cathron Brooks

*Assistant Examiner* — Melanie Pellegrini

(74) *Attorney, Agent, or Firm* — Delphine James

(57) **CLAIM**

The ornamental design for a jewelry article, as shown and described.

**DESCRIPTION**

FIG. 1 is a front elevation view of a jewelry article showing my new design.

FIG. 2 is a right side elevation view of the present invention thereof.

FIG. 3 is a left side elevation view of the present invention thereof.

FIG. 4 is a rear plan view of the present invention thereof.

FIG. 5 is a bottom plan view of the present invention thereof.

FIG. 6 is a top plan view of the present invention thereof.

FIG. 7 is a front perspective view of the jewelry article shown in an alternate environment;

FIG. 8 is a front perspective view of the jewelry article shown in an alternate environment;

FIG. 9 is a front perspective view of the jewelry article shown in an alternate environment;

FIG. 10 is a front perspective view of the jewelry article shown in an alternate environment;

FIG. 11 is a front perspective view of the jewelry article shown in an alternate environment;

FIG. 12 is a front perspective view of the jewelry article shown in an alternate environment;

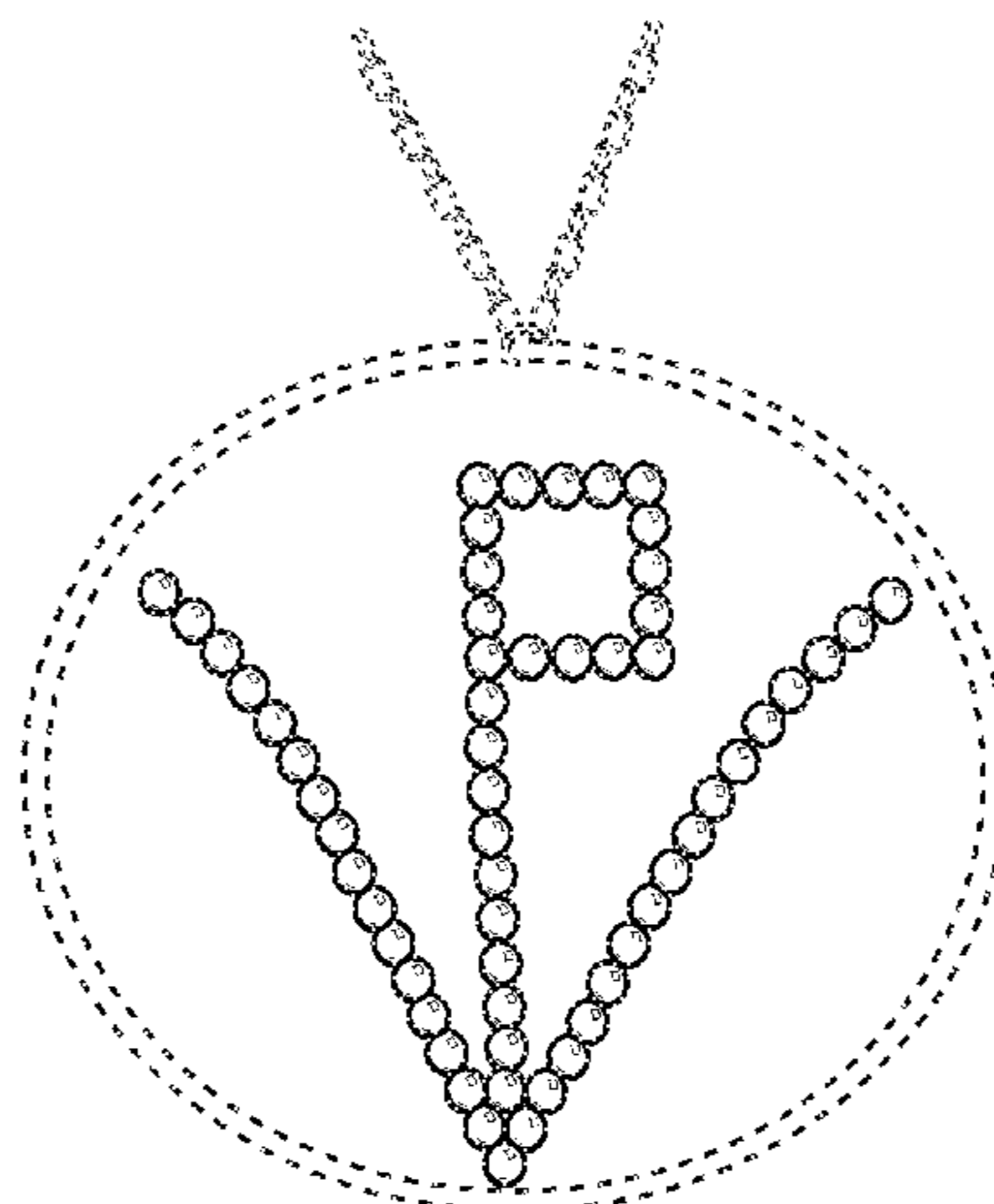
FIG. 13 is

FIG. 14 is a front perspective view of the jewelry article shown in an alternate environment; and,

FIG. 15 is a front perspective view of the jewelry article shown in an alternate environment.

The broken lines shown in the drawings illustrate portions of the jewelry article and environment which form no part of the claimed design.

**1 Claim, 6 Drawing Sheets**



front view

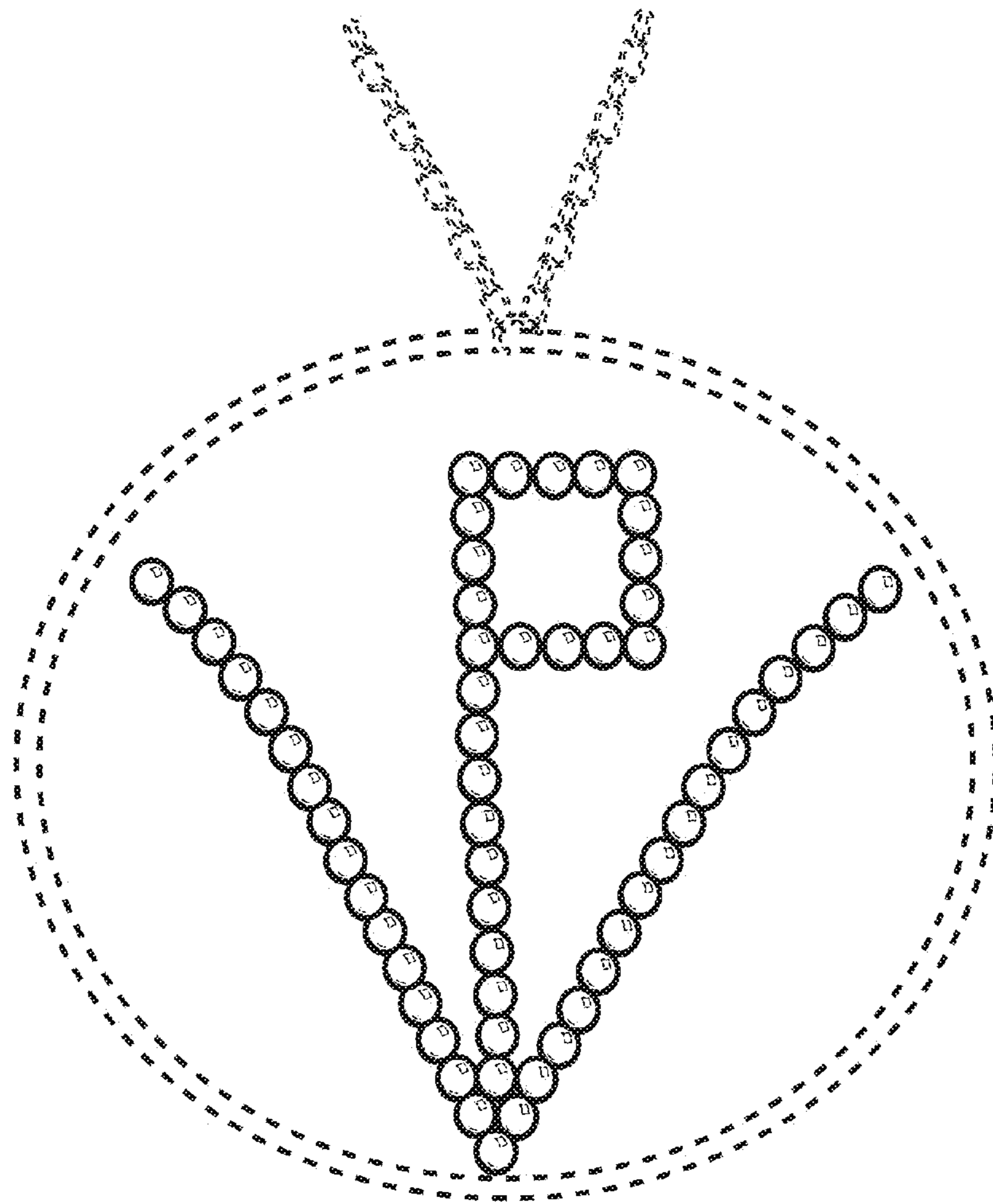
(56)

**References Cited**

U.S. PATENT DOCUMENTS

D345,520 S *	3/1994	Clement	.....	D10/109.1	D538,350 S *	3/2007	Lorenzen	.....	D20/22
D382,501 S *	8/1997	Clement	.....	D10/109.1	D539,522 S *	4/2007	Lawler	.....	D2/976
D441,314 S *	5/2001	Nisguretsky	.....	D11/86	D540,533 S *	4/2007	Choi	.....	D2/976
D442,113 S *	5/2001	Nisguretsky	.....	D11/86	D542,020 S *	5/2007	Choi	.....	D2/976
D473,484 S *	4/2003	Bernsen	.....	D11/81	D543,889 S *	6/2007	Strobel	.....	D11/81
D474,244 S *	5/2003	Trigg et al.	.....	D20/10	D577,906 S *	10/2008	Hu	.....	D3/211
6,772,614 B1 *	8/2004	Cheng	.....	70/456 R	D577,907 S *	10/2008	Hu	.....	D3/211
D516,460 S *	3/2006	Lamb	.....	D11/116	D611,242 S *	3/2010	Della Valle et al.	.....	D2/972
					D666,520 S *	9/2012	Schmidt	.....	D11/81
					2008/0086917 A1 *	4/2008	Carrillo	.....	36/136

\* cited by examiner



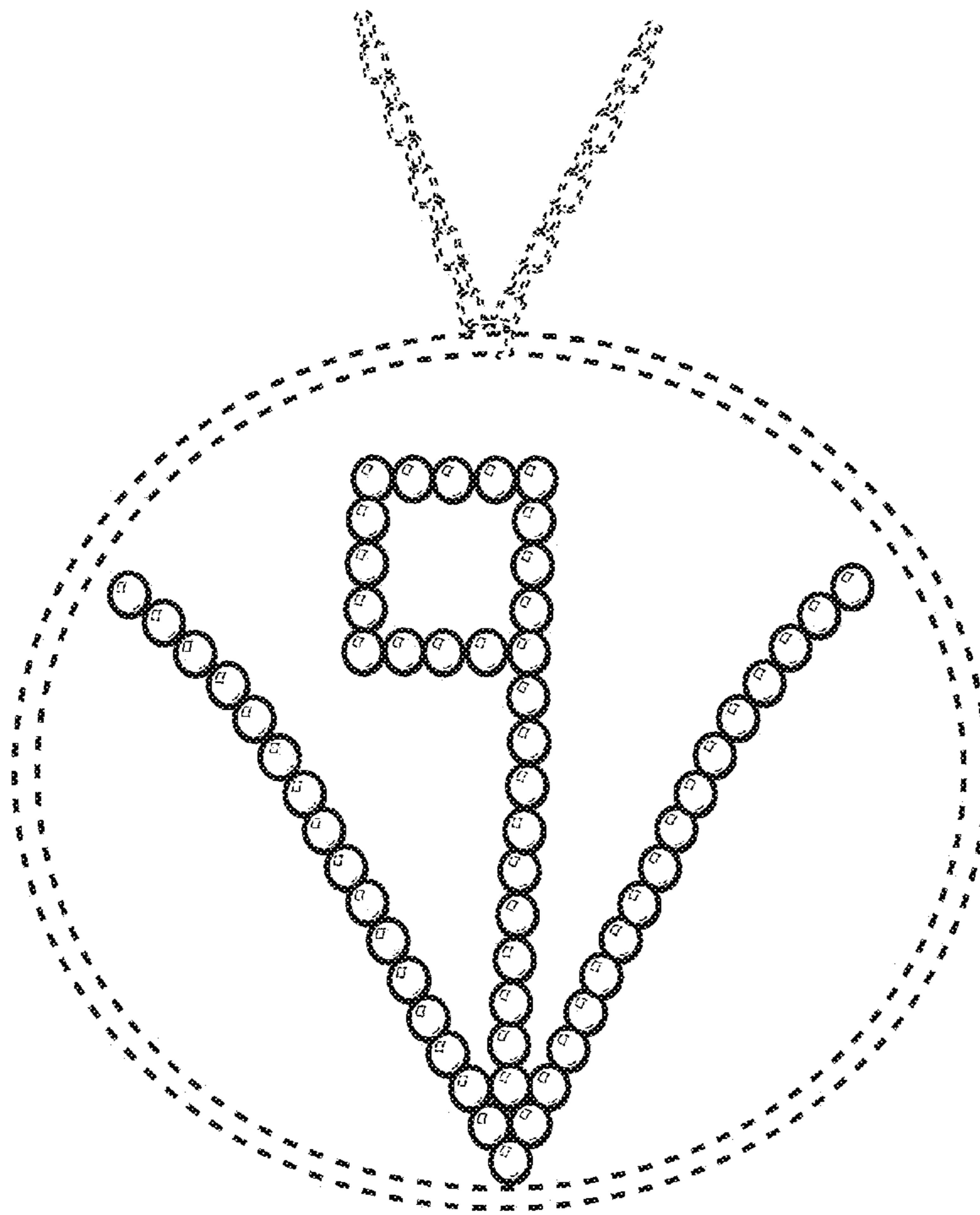
**FIG. 1**  
front view



**FIG. 2**  
right side view



**FIG. 3**  
left side view



**FIG. 4**

back view



**FIG. 5**  
bottom view



**FIG. 6**  
top view

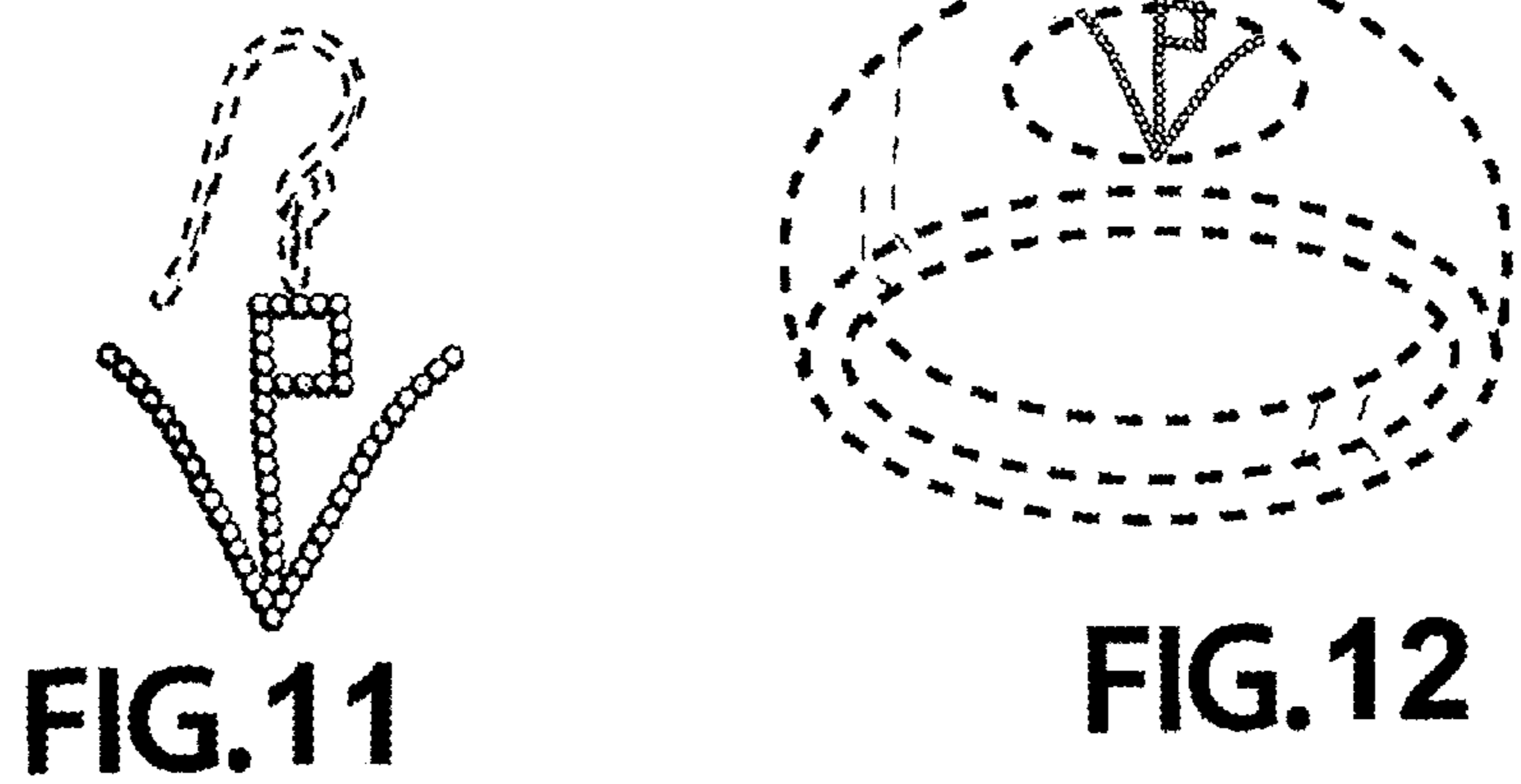
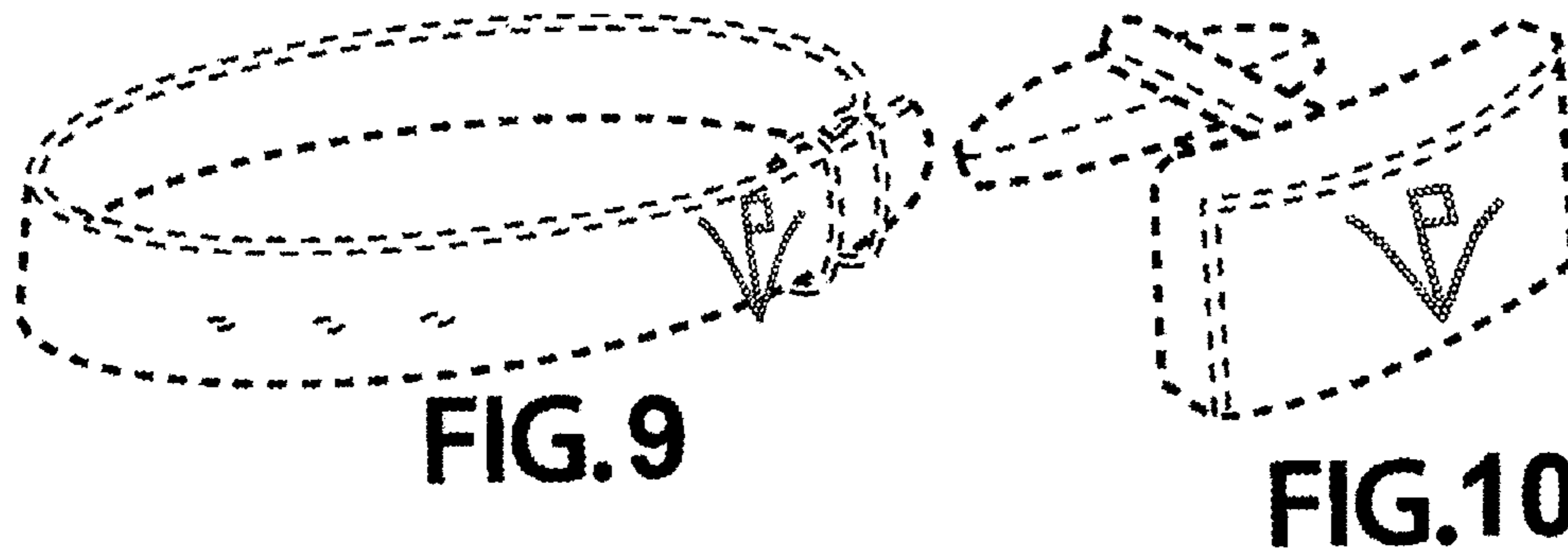
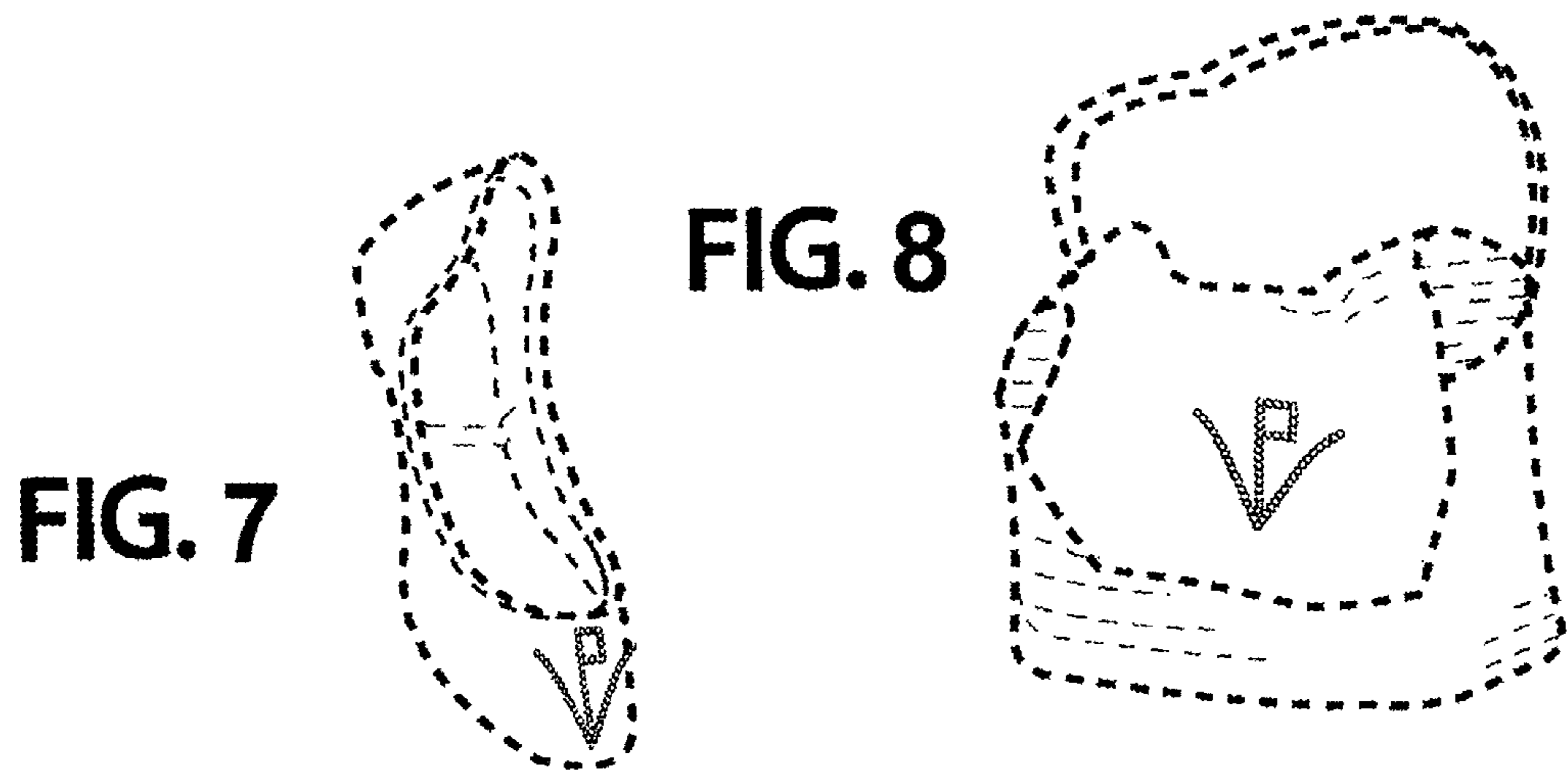


FIG. 13

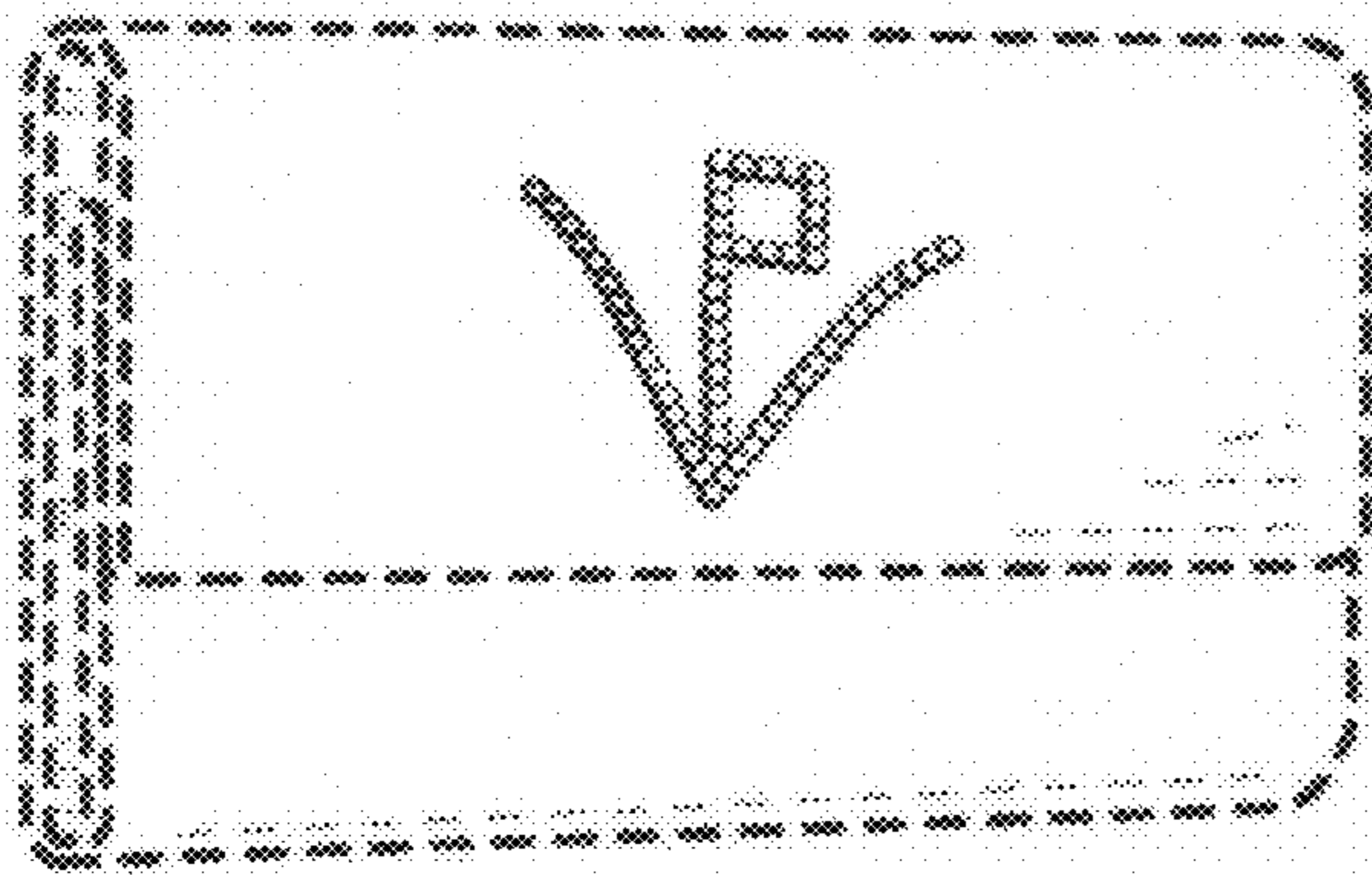
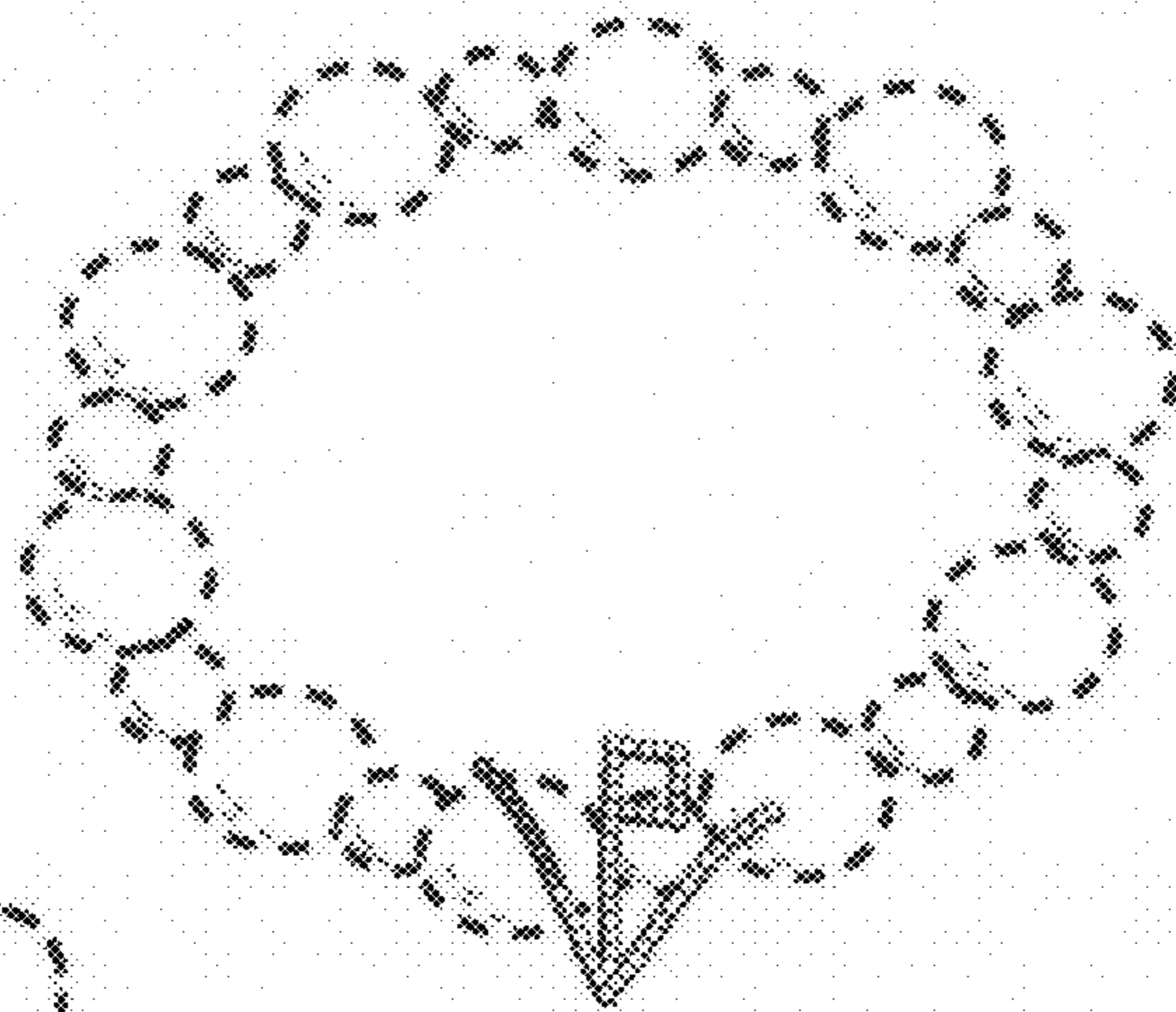


FIG. 14

FIG. 15

