



US00D755660S

(12) **United States Design Patent**
Antifora

(10) **Patent No.:** **US D755,660 S**
(45) **Date of Patent:** **** May 10, 2016**

(54) **WATCH DIAL**
(71) Applicant: **Montblanc-Simplo GmbH**, Hamburg
(DE)
(72) Inventor: **Valérie Antifora**, Chaux-de-Fonds (CH)
(73) Assignee: **Montblanc-Simplo GmbH**, Hamburg
(DE)
(**) Term: **14 Years**
(21) Appl. No.: **29/514,886**
(22) Filed: **Jan. 16, 2015**

(51) **LOC (10) Cl.** **10-07**
(52) **U.S. Cl.**
USPC **D10/126**
(58) **Field of Classification Search**
USPC D10/30-39, 1-29, 122-132
CPC G04B 19/00; G04B 19/06; G04B 19/065;
G04B 19/10; G04B 19/12; G04B 19/24;
G04B 19/247; G04B 19/26; G04B 19/268;
G04B 27/00; G04B 27/026; G04B 47/00;
G04B 47/06; G04G 9/00; G04G 9/0082;
G04F 7/00; G04F 7/06; G04F 7/08; G04F
7/0866

See application file for complete search history.

(56) **References Cited**
U.S. PATENT DOCUMENTS

3,570,239 A * 3/1971 Charles G04B 47/06
250/484.3
4,659,232 A * 4/1987 Coster G04G 9/0082
368/223

5,297,121 A * 3/1994 Sepehri G04B 19/08
268/223
D508,860 S * 8/2005 Plan D10/39
D528,454 S * 9/2006 Behling D10/126
D597,880 S * 8/2009 Behling D10/126
D599,243 S * 9/2009 Eilinger D10/126
D620,382 S * 7/2010 Hegi D10/126
D656,052 S * 3/2012 Bode D10/126
D665,690 S * 8/2012 Bode D10/126
D685,281 S * 7/2013 Hamel D10/126
D687,329 S * 8/2013 Hamel D10/126
D691,504 S * 10/2013 Ruffieux D10/126
D698,688 S * 2/2014 Boulangeot D10/126
2008/0074952 A1 * 3/2008 Racine G04B 19/247
368/38
2012/0182838 A1 * 7/2012 Farron G04B 27/026
368/18

* cited by examiner

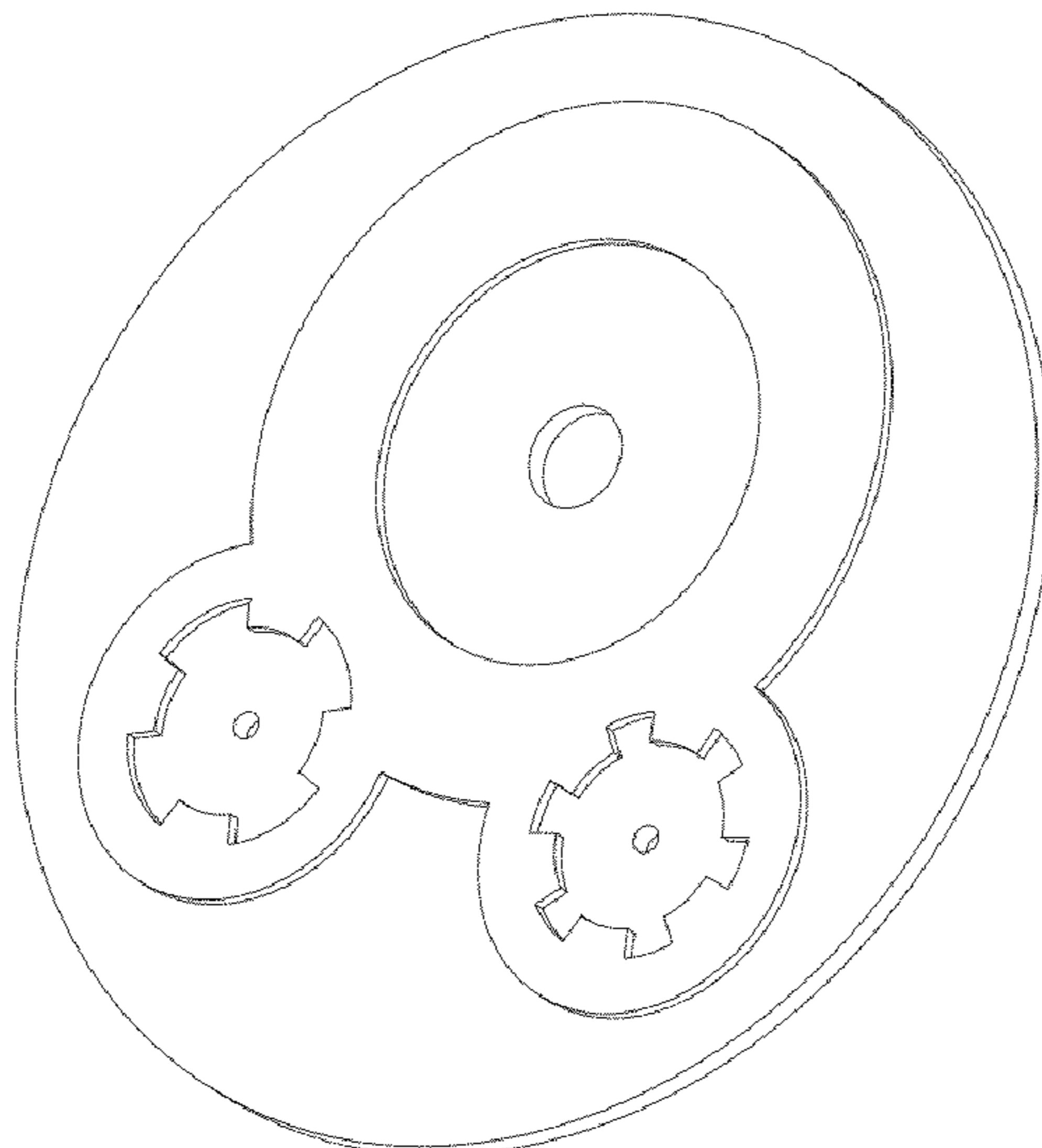
Primary Examiner — Martie K Holtje
(74) *Attorney, Agent, or Firm* — Taft Stettinius & Hollister
LLP

(57) **CLAIM**
The ornamental design for a watch dial, as shown and
described.

DESCRIPTION

FIG. 1 is a front elevational view of a watch dial showing my
new design;
FIG. 2 is a rear elevational view thereof;
FIG. 3 is a bottom plan view thereof;
FIG. 4 is a top plan view thereof;
FIG. 5 is right side elevational view thereof;
FIG. 6 is a left side elevational view thereof; and,
FIG. 7 is a right front perspective view thereof.

1 Claim, 1 Drawing Sheet



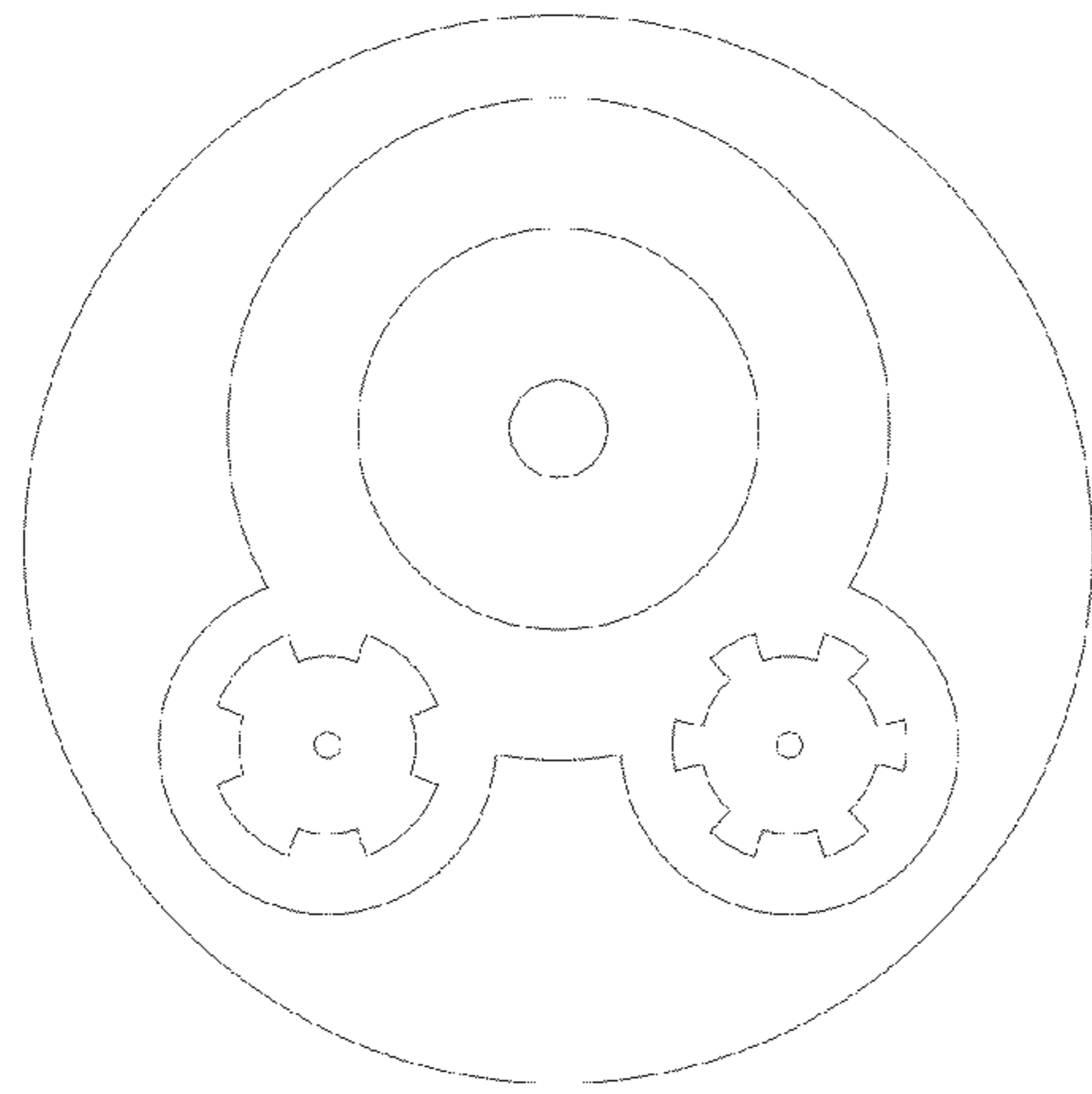


FIG. 1

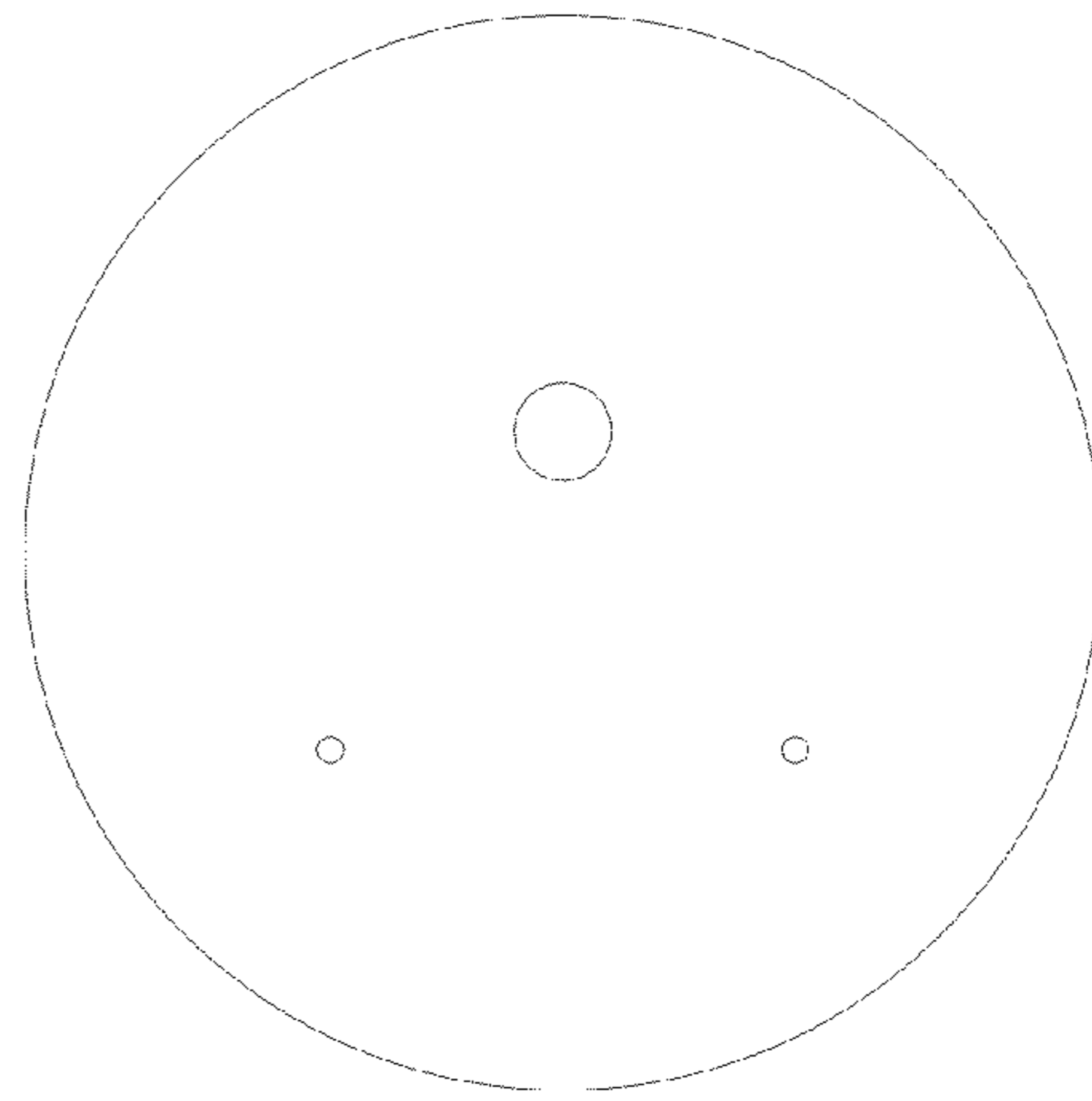


FIG. 2

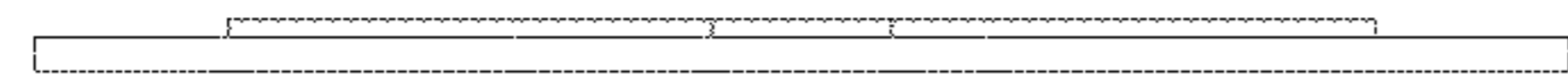


FIG. 3

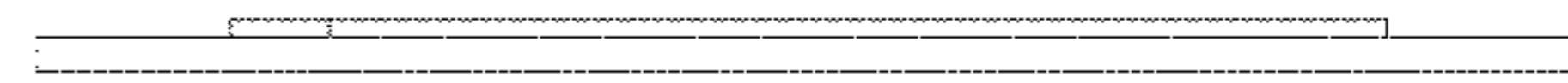


FIG. 4




FIG. 5

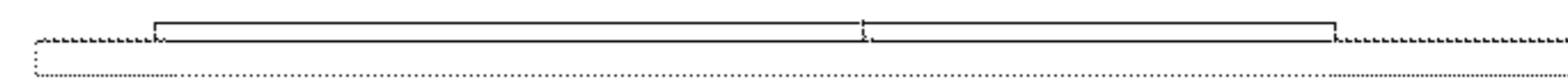


FIG. 6

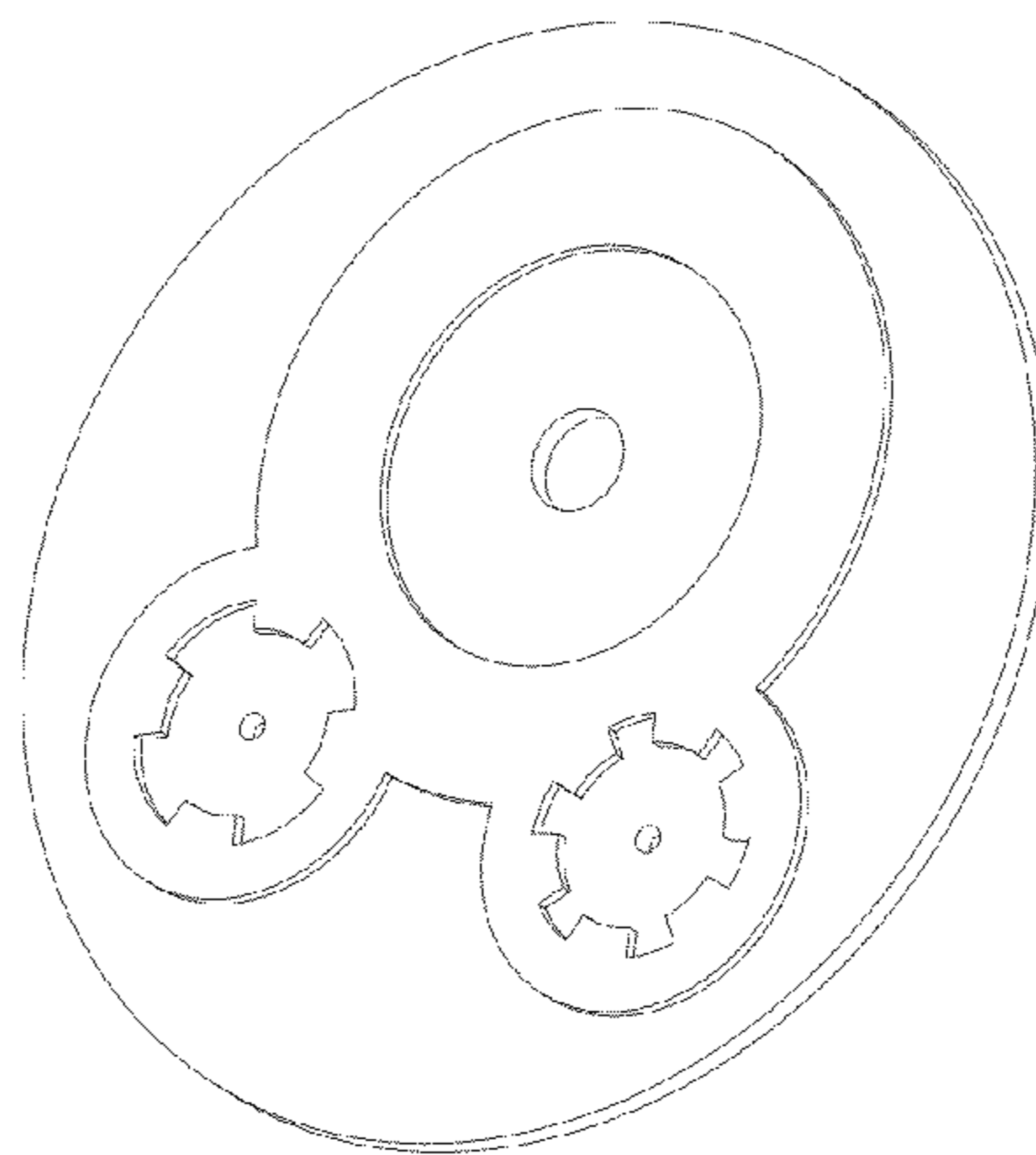


FIG. 7