



US00D755659S

(12) **United States Design Patent**
Ruffieux

(10) **Patent No.:** **US D755,659 S**
(45) **Date of Patent:** **** May 10, 2016**

- (54) **WATCH DIAL**
- (71) Applicant: **Montblanc-Simplo GmbH**, Hamburg (DE)
- (72) Inventor: **Leila Ruffieux**, Neuchâtel (CH)
- (73) Assignee: **Montblanc-Simplo GmbH**, Hamburg (DE)
- (**) Term: **14 Years**
- (21) Appl. No.: **29/514,878**
- (22) Filed: **Jan. 16, 2015**
- (51) **LOC (10) Cl.** **10-07**
- (52) **U.S. Cl.**
USPC **D10/126**
- (58) **Field of Classification Search**
USPC D10/30-39, 1-29, 122-132
CPC G04B 19/00; G04B 19/06; G04B 19/065;
G04B 19/10; G04B 19/12; G04B 19/24;
G04B 19/26; G04B 19/268; G04B 17/285;
G04B 27/026; G04G 9/00; G04G 9/0082;
G04F 7/00; G04F 7/06; G04F 7/08; G04F
7/0866

See application file for complete search history.

(56) **References Cited**

U.S. PATENT DOCUMENTS

- 4,659,232 A * 4/1987 Coster G04G 9/0082
368/223
- 5,475,655 A * 12/1995 Kerr G04B 19/268
368/19
- 6,275,450 B1 * 8/2001 Makiba G04B 19/06
368/223

- D517,927 S * 3/2006 Enomoto D10/32
- D564,930 S * 3/2008 Kume D10/126
- D591,621 S * 5/2009 Nataf D10/39
- 7,527,423 B2 * 5/2009 Ruchonnet G04B 17/285
368/127
- D599,243 S * 9/2009 Eilinger D10/126
- D620,382 S * 7/2010 Hegi D10/126
- D656,052 S * 3/2012 Bode D10/126
- D657,704 S * 4/2012 Cerrato D10/126
- D665,690 S * 8/2012 Bode D10/126
- D685,281 S * 7/2013 Hamel D10/126
- D687,329 S * 8/2013 Hamel D10/126
- D698,688 S * 2/2014 Boulangeot D10/126
- 2011/0222378 A1 * 9/2011 Vuille G04B 19/065
368/232
- 2012/0182838 A1 * 7/2012 Farron G04B 27/026
368/18

* cited by examiner

Primary Examiner — Martie K Holtje

(74) *Attorney, Agent, or Firm* — Taft Stettinius & Hollister LLP

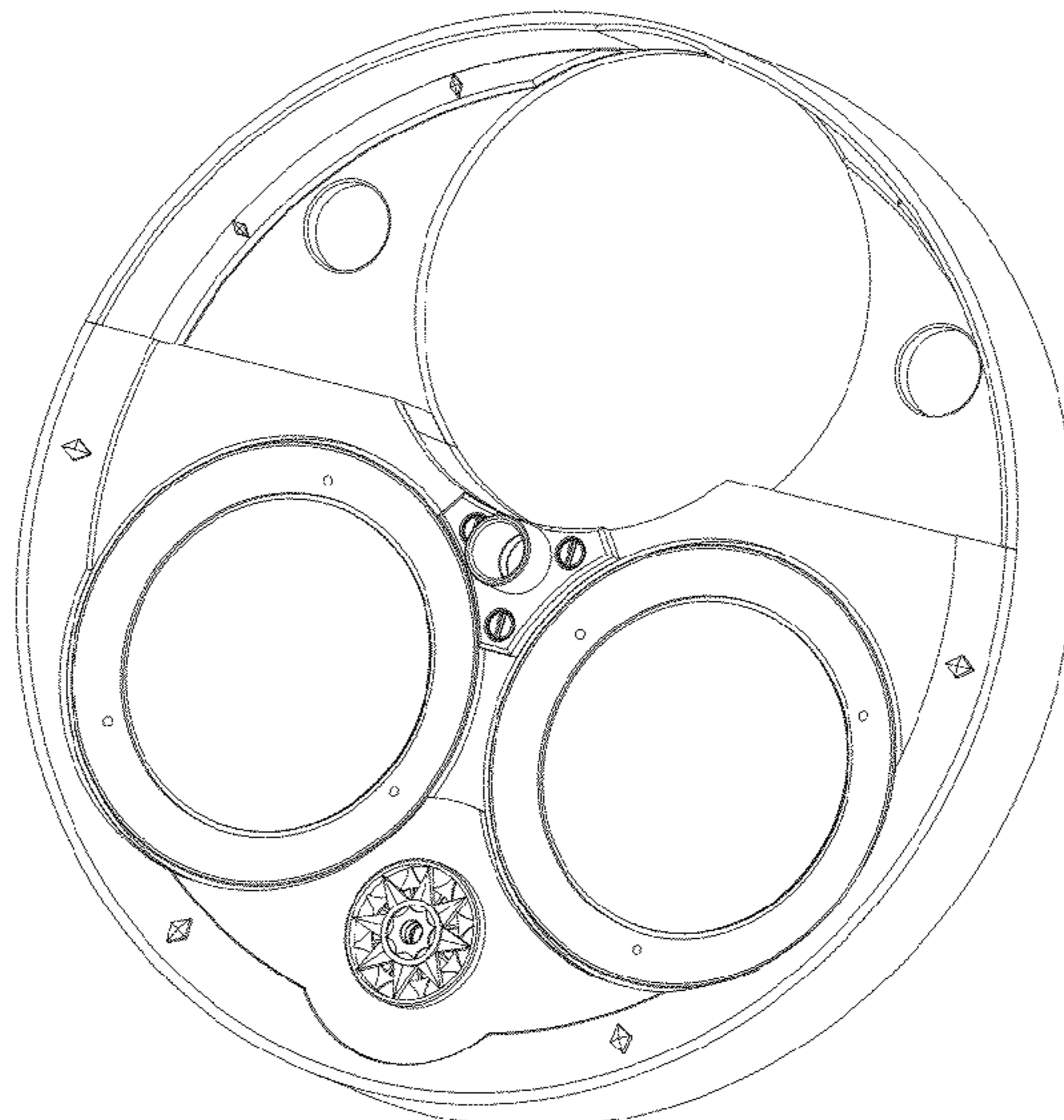
(57) **CLAIM**

The ornamental design for a watch dial, as shown and described.

DESCRIPTION

FIG. 1 is a front elevational view of a watch dial showing my new design;
 FIG. 2 is a rear elevational view thereof;
 FIG. 3 is a bottom plan view thereof;
 FIG. 4 is a top plan view thereof;
 FIG. 5 is right side elevational view thereof;
 FIG. 6 is a left side elevational view thereof; and,
 FIG. 7 is a right front perspective view thereof.

1 Claim, 1 Drawing Sheet



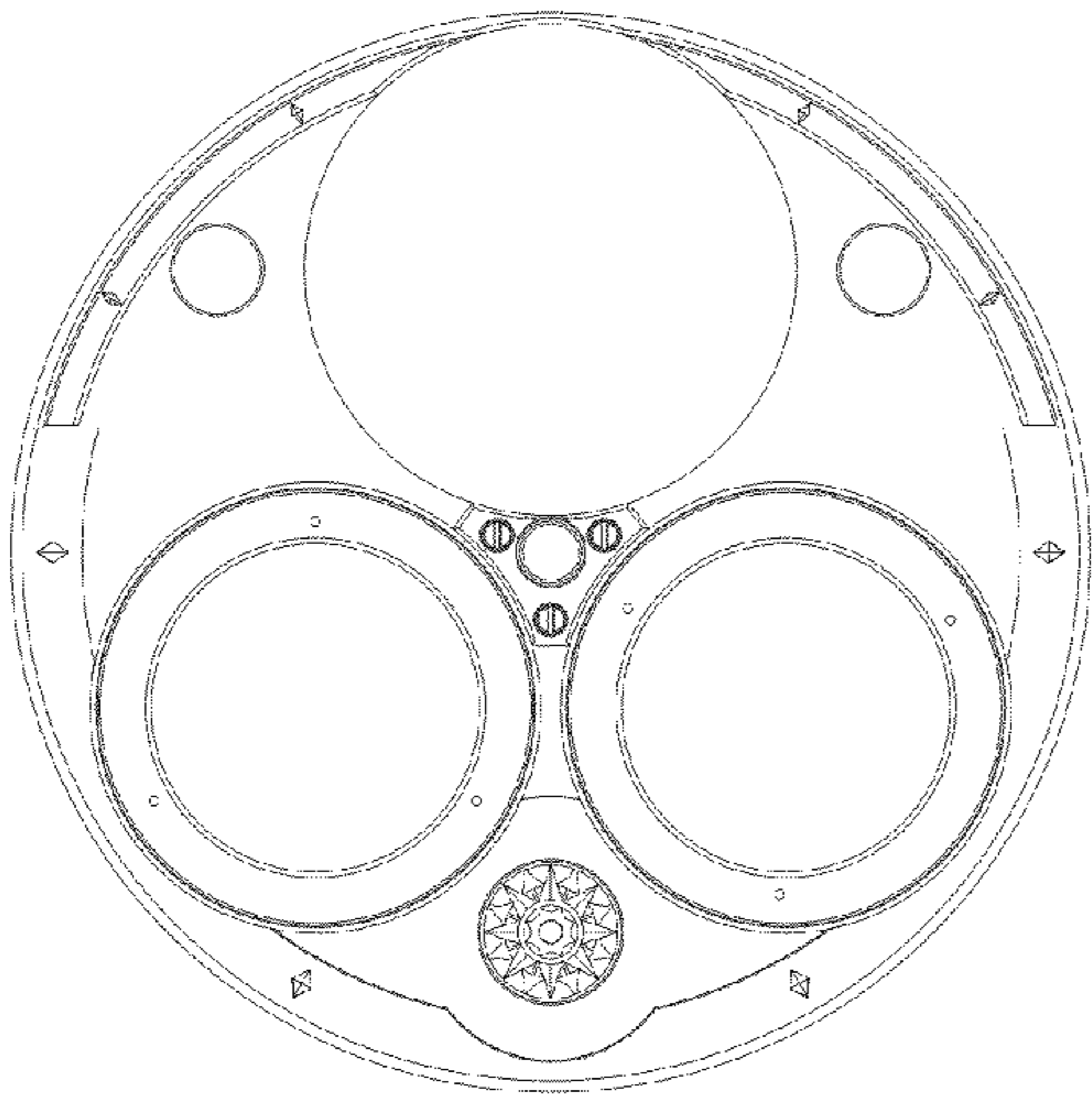


FIG. 1

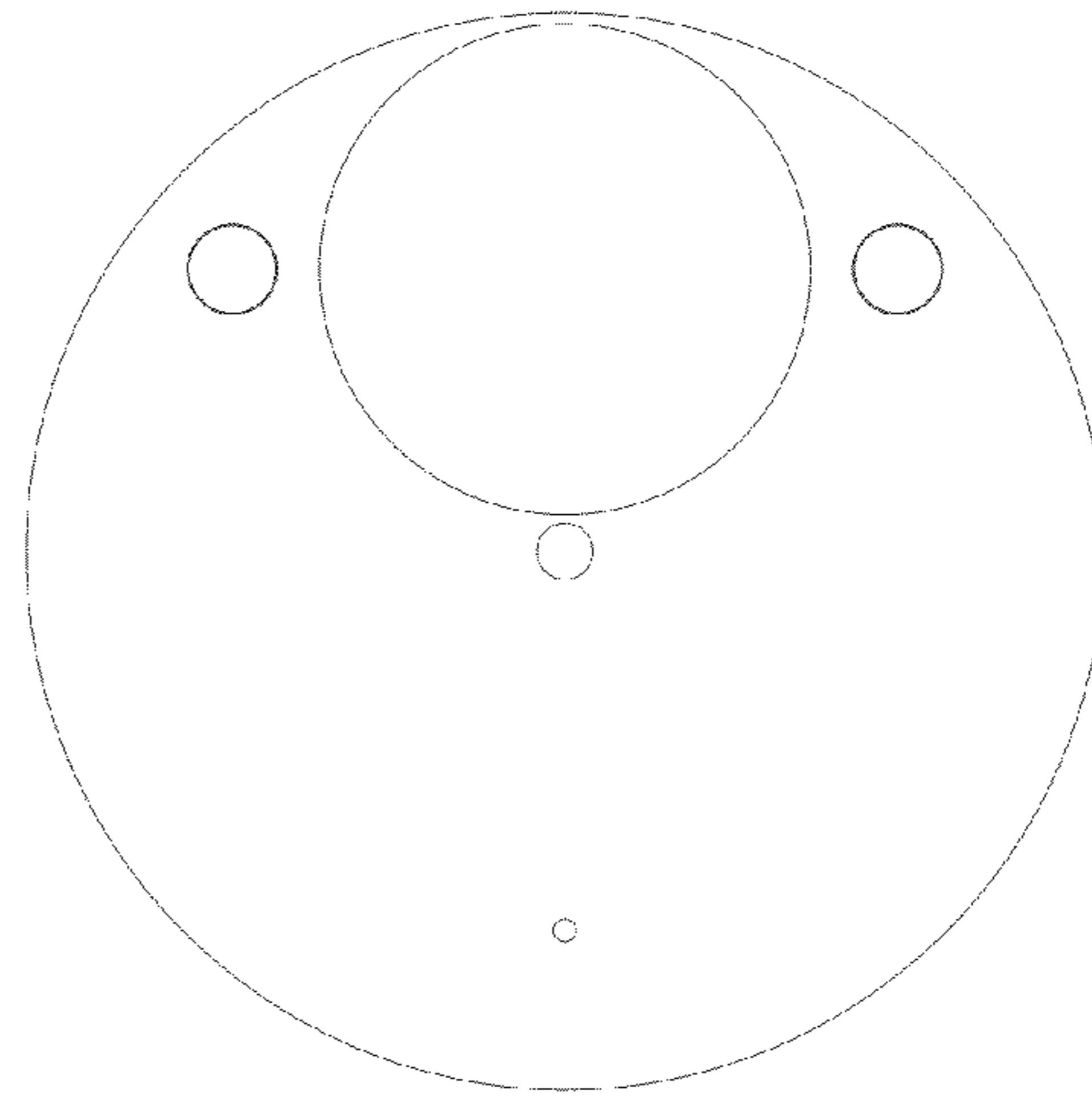


FIG. 2

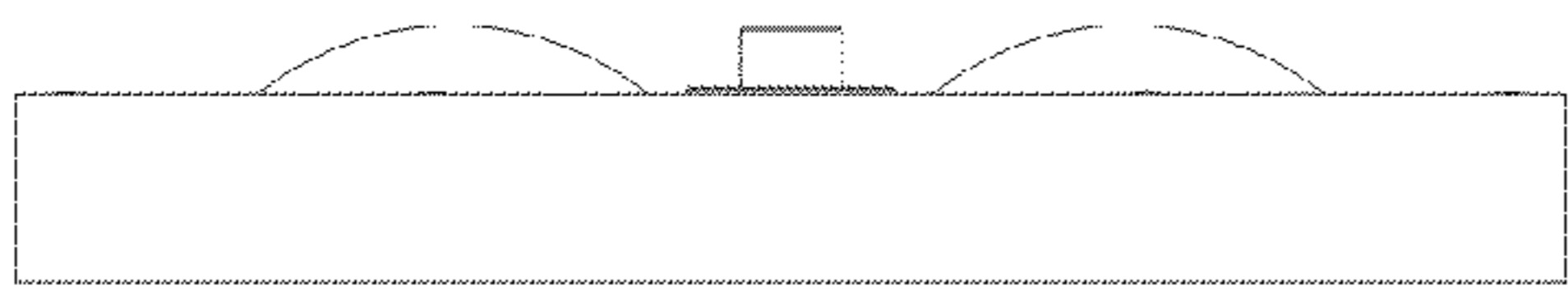


FIG. 3




FIG. 4

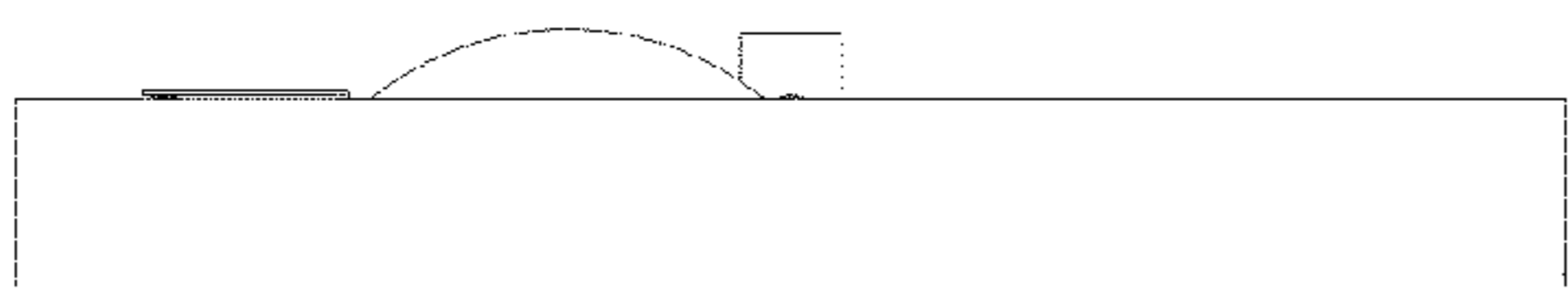


FIG. 5

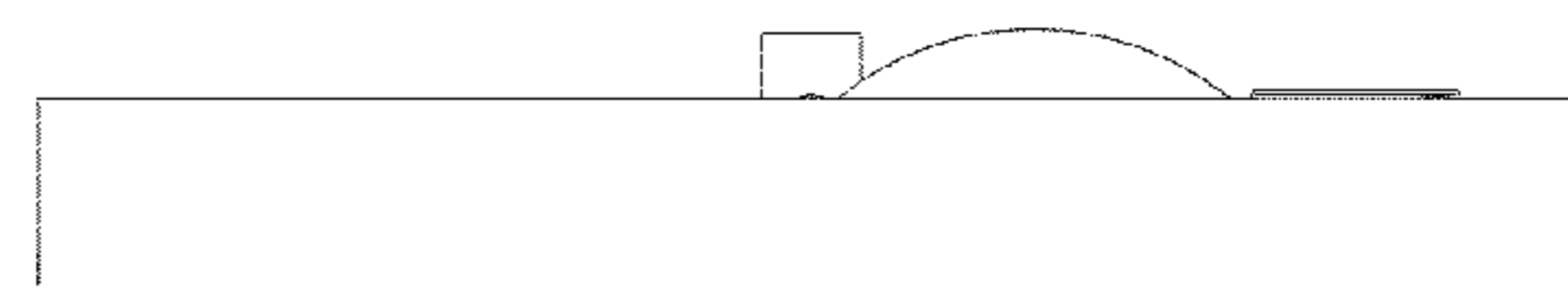


FIG. 6

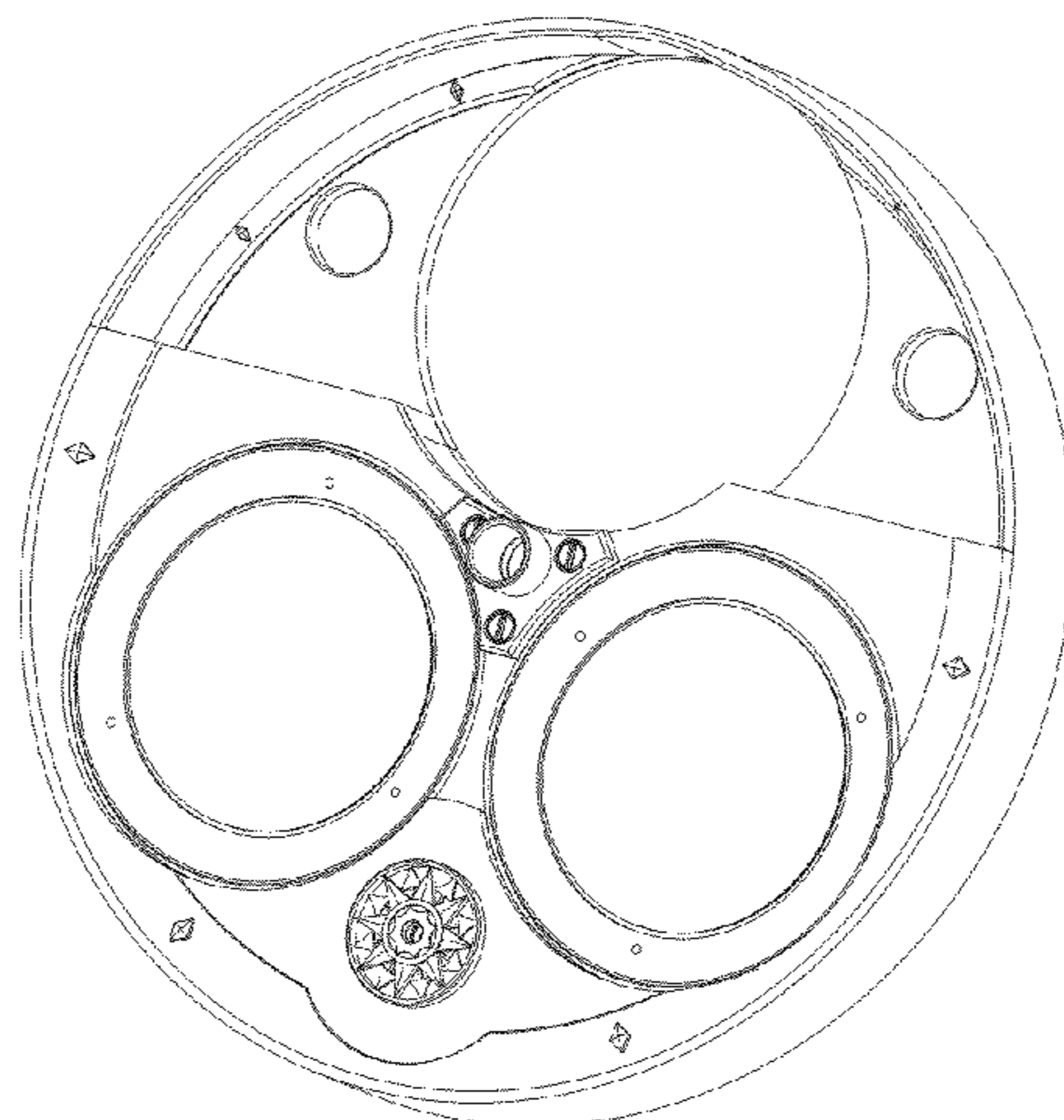


FIG. 7